


令和3年

市場年報



秋田市中央卸売市場

秋田市公設地方卸売市場

ま え が き

この年報は、秋田市卸売市場において令和3年（2021年）中に卸売業者が取扱った青果物・水産物・花きの状況について、統計的に整理・集録したものです。これにより、本市場の動態を明らかにし、市場運営・流通対策の基礎資料とするとともに、関係各位の参考に資するため刊行いたしました。

なお、この年報作成に当たり資料の提供にご協力をいただいた各位に対し、深く感謝申し上げます。

今後ともより一層のご支援とご協力をお願いいたします。

令和4年1月

秋田市中央卸売市場

市場長 鷺谷達夫

凡 例

この年報は、秋田市卸売市場における令和3年（2021年）中に取引された青果部、水産物部、花き部に関して、卸売業者が市場業務条例に定めるところにより、提出した報告書等（金額、単価は消費税込）に基づいて作成したものである。

1 期 間

令和3年1月5日から12月30日までのうち、定期および臨時休業日を除いた12ヵ月で、その開市日数は秋田市公設地方卸売市場（青果部・水産物部）が257日、秋田市中心卸売市場（花き部）が240日である。

2 調査対象品目

（1）秋田市公設地方卸売市場

青 果 部

（野 菜） だいこん・かぶ・にんじん・ごぼう・たけのこ・れんこん・くわい・その他根菜類・はくさい・みずな・つけな類・こまつな・きゃべつ・ほうれんそう・ねぎ・わけぎ・あさつき・さしびろ・ふき・うど・みつば・しゅんぎく・せり・にら・セルリー・アスパラガス・カリフラワー・ブロッコリー・レタス・リーフレタス・サラダナ・パセリ・チンゲンサイ・タアサイ・ツルムラサキ・モロヘイヤ・その他中国野菜・その他葉茎菜類・きゅうり・かぼちゃ・ズッキーニ・なす・とまと・ミニトマト・ピーマン・ししとうがらし・とうもろこし・オクラ・にがうり・その他果菜類・いんげん・さやえんどう・ピース・そらまめ・えだまめ・その他豆類・かんしょ・ばれいしょ・さといも・ながいも・やまのいも・やまといも・たまねぎ・にんにく・らっきょう・その

他土物類・わさび・しょうが・とうがらし・カイワレ・芽類・しそ・みょうが・食用菊・ハーブ類・その他香辛妻物類・生しいたけ・まつたけ・なめこ・えのきだけ・しめじ・まいたけ・エリンギ・その他きのこ類・わらび・ぜんまい・こごみ・みず・あいこ・しどけ・その他山菜類・トンブリ・その他野菜・うめ・ゆず・ぎんなん・木の实

(果 実) みかん・ポンカン・オレンジ・甘夏柑・サンフルーツ・いよかん・はっさく・グレープフルーツ・レモン・不知火・セミノール・清見・アンコール・ぶんたん・きんかん・その他柑橘類・りんご・なし・柿・びわ・もも・ネクタリン・すもも・おうとう・その他仁果核果類・ぶどう・くり・いちぢく・いちご・その他穀果漿果類・メロン・すいか・バナナ・パイナップル・キウイフルーツ・パパイヤ・アボガド・マンゴー・その他熱帯果実・その他果実

(加 工 品) 干し柿・加工品

水 産 物 部

(鮮 魚) まぐろ・かじき・かつお・さめ・さけ・ます・いわし・あじ・さば・さんま・ぶり・はまち・かんぱち・ひらめ・かれい・たら・ほっけ・はたはた・かながしら・たい・いか・にしん・たこ・きんきん・めぬけ・しいら・かわはぎ・やなぎのまい・めばる・そい・あいなめ・くじら・魚卵・えび・かに・こはだ・うに・その他鮮魚類・あゆ・こい・ふな・しらうお・にじます・うなぎ・やつめ・その他淡水魚類・あわび・ほたて・さざえ・あかがい・かき・はまぐり・あさり・しじみ・その他貝類・ぎばさ・ねかぶ・その他海藻類

(冷 凍 魚) 冷凍にしん・冷凍あじ・冷凍さば・冷凍さんま・冷凍さけ・冷凍かれい・冷凍ぎんたら・冷凍ほっけ・冷凍あかうお・冷凍たい・冷凍きんきん・冷凍いか・冷凍えび・冷凍くじら・冷凍はたはた・冷凍ます・冷凍かに・冷凍たこ・冷凍ほたて貝・冷すりみ・冷凍食品・その他冷凍品

(塩干加工品) 塩銀さけ・塩紅ざけ・塩さけ・塩ます・塩さば・塩ほっけ・一汐にしん・塩いわし・塩くじら・筋子・助宗子・
数の子・その他魚卵類・身欠にしん・干さんま・干あじ・干いわし・その他開干物類・塩から・その他塩干類・
焼魚・かまぼこ・その他練製品・漬物類・珍味類・その他加工品

(2) 秋田市中心卸売市場

花 き 部

(切 花) 菊・カーネーション・バラ・百合・グラジオラス・アイリス・ストック・チューリップ・フリージア・アルストロメリア・ガーベラ・宿根カスミ草・りんどう・水仙・プバルジャー・スイートピー・スターチス・ソリダスター・スナップ・トルコキキョウ・リヤトリス・芍薬・菖蒲・カラー・孔雀草・千鳥草・マーガレット・レナンキュラス・都忘れ・ダリア・アスター・アリアム・ナデシコ・ケイトウ・金仙花・菜の花・コテチャ・コスモス・ひまわり・アンスリウム・グロリオサ・クルクマ・サンダーソニア・ストレチア・カンパニュラ・スカビオサ・シンビジューム・デルフィニューム・デンファレ・胡蝶蘭・オンシジューム・その他蘭・その他切花

(枝 物) 切葉・ヒペリカム・その他切枝

(鉢 物) ホクシャ・ハイビスカス・カランコエ・インパチェンス・ゼラニューム・ペラルゴ・クレマチス・ベゴニア・サボテン・デンマークカクタス・多肉植物・ポットマム・ハイドランジャ・プリムラ・ジュリアン・ポリアン・サイネリア・アザレア・シクラメン・カーネーション・ポインセチア・石楠花・シンビジューム・デンドロビウム・胡蝶蘭・その他蘭・花木・その他鉢物

(観葉植物) 観葉植物

(苗木) 野菜苗・花壇苗・その他苗木

(花木・植木) 花木・植木

(加工品) 加工品

(その他) その他

3 単 位

単位は原則として、青果部・水産物部は、数量がkg、金額が円、平均単価が円/kg。花き部は、数量が本・鉢、金額が円、平均単価が円/本・鉢で、単位未満は四捨五入をした。そのため、合計数字とその内訳が一致しない場合がある。

また、数量が0.5kg未満の場合は空欄となっている。

なお、マイナスの数字は調整により発生したものである。

4 産地の表示

産地は原則として、その品目の生産された都道府県名による。

年 報 目 次

ま え が き

凡 例

市 場 概 要 1

総 括 の 部

取 扱 高 概 況 9

種 別 月 別 取 扱 高 総 括 表 10

月 別 委 託 買 付 別 取 扱 高 12

業 者 別 月 別 取 扱 高 16

種 別 月 別 平 均 単 価 19

種 別 年 別 取 扱 高 比 較 表 20

青 果 の 部 (秋 田 市 公 設 地 方 卸 売 市 場)

青 果 総 括 表 23

年 間 取 扱 高 24

| | |
|-------------|-----|
| 一日平均種別月別取扱高 | 25 |
| 種別産地別月別取扱高 | 26 |
| 品目別取扱金額順位表 | 53 |
| 品目別取扱数量順位表 | 54 |
| 産地別取扱金額順位表 | 55 |
| 産地別取扱数量順位表 | 56 |
| 品目別産地別月別取扱高 | |
| 野 菜 | 57 |
| 果 実 | 126 |
| 加 工 品 | 157 |

水産物の部（秋田市公設地方卸売市場）

| | |
|-------------|-----|
| 水産物総括表 | 162 |
| 年間取扱高 | 163 |
| 一日平均種別月別取扱高 | 164 |
| 種別出荷地別月別取扱高 | 165 |

| | | |
|--------------|-------|-----|
| 品目別取扱金額順位表 | ----- | 179 |
| 品目別取扱数量順位表 | ----- | 180 |
| 出荷地別取扱金額順位表 | ----- | 181 |
| 出荷地別取扱数量順位表 | ----- | 182 |
| 品目別出荷地別月別取扱高 | | |
| 鮮 魚 | ----- | 183 |
| 冷 凍 魚 | ----- | 217 |
| 塩干加工品 | ----- | 227 |

花きの部（秋田市中央卸売市場）

| | | |
|-------------|-------|-----|
| 花き総括表 | ----- | 242 |
| 年間取扱高 | ----- | 243 |
| 一日平均種別月別取扱高 | ----- | 244 |
| 種別産地別月別取扱高 | ----- | 245 |
| 品目別取扱金額順位表 | ----- | 270 |
| 品目別取扱数量順位表 | ----- | 271 |

産地別取扱金額順位表 ----- 272

産地別取扱数量順位表 ----- 273

品目別産地別月別取扱高

切 花 ----- 274

枝 物 ----- 323

鉢 物 ----- 329

観 葉 植 物 ----- 343

苗 物 ----- 345

加 工 品 ----- 347

そ の 他 ----- 349

市 場 概 要

(令和3年12月末現在)

- 1 名 称 秋田市中央卸売市場
秋田市公設地方卸売市場
- 2 所在地 秋田市外旭川字待合28番地
- 3 市場の沿革
 - (1) 地域指定 秋田市 (昭和47年2月15日)
青果部 野菜、果実及びこれらの加工品
水産物部 生鮮水産物及びその加工品
 - (2) 工事着工 昭和48年1月22日
 - (3) 工事竣工 昭和49年10月9日
 - (4) 開設認可 昭和50年2月17日
 - (5) 開 場 昭和50年2月17日
 - (6) 業務開始 昭和50年3月1日
 - (7) 花き部 業務開始 平成4年4月1日
 - (8) 青果部・水産物部
公設地方卸売市場転換 平成24年4月1日
- 4 敷地面積 139,520 m²

5 主要施設面積

| 施 | 設 | 規 模 |
|-------------------------|-------------|-----------------------|
| 卸 売 場 | 青 果 棟 | 6, 090 m ² |
| | 水 産 棟 | 4, 627 |
| | 花 き 棟 | 1, 283 |
| 仲 卸 売 場 | 青 果 棟 | 1, 932 |
| | 水 産 棟 | 2, 982 |
| | 花 き 棟 | 180 |
| 買 荷 保 管 所 | 青 果 棟 | 2, 709 |
| | 水 産 棟 | 2, 474 |
| | 花 き 棟 | 290 |
| 荷 捌 所 | 水 産 棟 | 912 |
| | 花 き 棟 | 228 |
| 倉 庫 | 青果棟・水産棟・花き棟 | 59 |
| | 倉 庫 棟 | 710 |
| | 旧 冷 蔵 庫 棟 | 1, 867 |
| | 旧バナナ加工所棟 | 1, 341 |
| 加 工 施 設 | 水 産 加 工 所 棟 | 650 |
| | 青果共同加工センター | 1, 000 |
| 管 理 事 務 所 (福利厚生施設含む) | 青果棟・水産棟・花き棟 | 382 |
| | 管 理 棟 | 1, 716 |
| | 守 衛 棟 | 56 |
| 青 果 運 輸 棟 | | 735 |
| 水 産 運 輸 棟 | | 600 |
| 関 連 商 品 売 場 | | 2, 996 |
| 関 係 業 者 事 務 所 | | 6, 053 |
| 駐 車 場 | | 1, 418 (区画) |

6 卸売業者

(1) 秋田市公設地方卸売市場

青果部 2社 水産物部 2社

| 業種 | 名称 | 代表者名 | 資本金 | 電話 |
|------|---------------|-------|-----------|----------|
| 青果部 | 秋印 秋田中央青果株式会社 | 渋谷 重春 | 70,000 千円 | 869-7222 |
| | 丸果 秋田県青果株式会社 | 高橋 良治 | 70,000 | 869-5511 |
| 水産物部 | 丸水 秋田中央水産株式会社 | 鈴木 信夫 | 100,000 | 869-5311 |
| | 株式会社秋田丸魚 | 加藤 研吾 | 30,000 | 869-5411 |

(2) 秋田市中央卸売市場

花き部 1社

| 業種 | 名称 | 代表者名 | 資本金 | 電話 |
|-----|----------|-------|-----------|----------|
| 花き部 | 秋田生花株式会社 | 橋本 正史 | 80,000 千円 | 869-5700 |

7 仲卸業者

(1) 秋田市公設地方卸売市場

青果部 5社 水産物部 4社

| 青 果 部 | | 水 産 物 部 | |
|-------------|---------|-----------------|-----------|
| 業 者 名 | 代 表 者 名 | 業 者 名 | 代 表 者 名 |
| 山 瀬 青 果 (株) | 瀬田川 一 成 | 秋 田 協 和 水 産 (株) | 佐々木 真 |
| 三 栄 青 果 (株) | 佐 藤 金 光 | (株) 第 一 水 産 | 上 村 清 和 |
| (株) 松 紀 | 佐 藤 文 信 | (株) 秋 田 東 水 | 堀 田 知 孝 |
| 上 伸 青 果 (株) | 今 野 昭 一 | (株) 丸 清 藤 原 商 店 | 伊 藤 富 喜 子 |
| 大 丸 青 果 (株) | 木 村 悦 子 | | |

(2) 秋田市中央卸売市場

花き部 3社

| 花 き 部 | |
|-----------|---------|
| 業 者 名 | 代 表 者 名 |
| (株) は な せ | 阿 部 昭 裕 |
| (株) 生 花 苑 | 松 渕 久 美 |
| (株) み づ き | 大 沢 重 己 |

8 売買参加者

(1) 秋田市公設地方卸売市場

青果部 75名 水産物部 87名

(2) 秋田市中央卸売市場

花き部 91名

9 買出人

(1) 秋田市公設地方卸売市場

青果部、水産物部 計 65名

(2) 秋田市中央卸売市場

花き部 19名

10 関連事業者

(1) 秋田市公設地方卸売市場

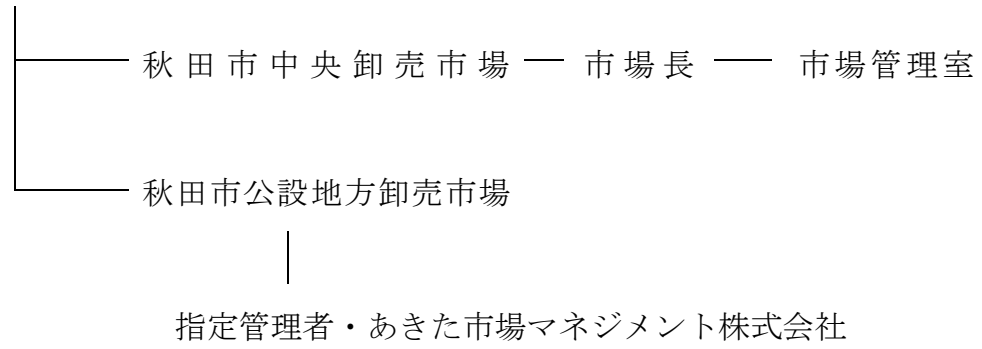
| | | | | | |
|-------------|---|---------|---|-------|---|
| 冷蔵庫業 | 1 | 製氷業 | 1 | 精算機関 | 1 |
| 金融業 | 1 | 荷役運搬業 | 3 | 食堂 | 1 |
| 一般食料品、菓子販売業 | 5 | 食肉販売業 | 1 | 鳥卵販売業 | 1 |
| 包装資材販売業 | 1 | 漬物製造販売業 | 1 | その他 | 2 |

(2) 秋田市中央卸売市場

精算機関 1

11 組 織 図

市 長 — 副市長 — 産業振興部



市場位置図

●所在地

〒010-0802 秋田県秋田市外旭川字待合 28 番地
秋田市中心卸売市場
秋田市公設地方卸売市場




●アクセス方法

□バス利用

JR 秋田駅西口 8 番のりばより秋田中央交通バス「神田旭野線」で 14 分。「卸売市場入口」のバス停で下車、徒歩 5 分。

□マイカー利用

- ・秋田自動車道秋田北インターチェンジから 県道 72 号秋田北インター線を約 3km 直進、5 つ目の信号を左折。
- ・秋田市役所から 山王十字路を左折、通称新国道を直進。野村交差点を右折後、3 つ目の信号を右折。



総括の部

取扱高概況

令和3年1月～令和3年12月

単位：数量 = kg・本・鉢・個、金額 = 円

| 種別 | | 取扱高 | 数量 | 金額 | 比率(%) | |
|--------|-----------|-------|----------------|----------------|---------------|-----|
| 地方卸売市場 | 青果部 | 野菜 | 29,937,321 | 7,493,896,426 | 32.1 | |
| | | 果実 | 9,508,069 | 3,212,495,602 | 13.8 | |
| | | 加工品 | 530,301 | 181,184,947 | 0.8 | |
| | | 計 | 39,975,691 | 10,887,576,975 | 46.7 | |
| | 水産物部 | 鮮魚 | 6,056,988 | 4,692,799,679 | 20.1 | |
| | | 冷凍品 | 1,652,334 | 1,945,297,706 | 8.3 | |
| | | 塩干加工品 | 5,240,160 | 3,874,284,168 | 16.6 | |
| | | 計 | 12,949,482 | 10,512,381,553 | 45.0 | |
| | 青果部・水産物部計 | | 52,925,173 | 21,399,958,528 | 91.7 | |
| | 中央卸売市場 | 花き部 | 切花 | 24,066,305 | 1,709,456,215 | 7.3 |
| | | | 枝物 | 2,556,120 | 152,902,001 | 0.7 |
| | | | 鉢物 | 85,744 | 38,719,387 | 0.2 |
| 観葉植物 | | | 7,715 | 5,412,022 | 0.0 | |
| 苗物 | | | 363,693 | 26,633,454 | 0.1 | |
| 花木・植木 | | | | | | |
| 加工品 | | | 117,072 | 5,380,465 | 0.0 | |
| その他 | | | 14,579 | 1,528,721 | 0.0 | |
| 計 | | | 27,211,228 | 1,940,032,265 | 8.3 | |
| 合計 | | | 23,339,990,793 | 100.0 | | |

* 比率の中の0.0%は、小数点以下第二位を四捨五入し第一位迄の表示としたため。

種別月別取扱高総括表

地方卸売市場

令和3年1月～令和3年12月

上段 = 数量、下段 = 金額
単位：数量 = kg、金額 = 円

| 月別 | | 合計 | 1月 | 2月 | 3月 | 4月 | 5月 | 6月 | 7月 | 8月 | 9月 | 10月 | 11月 | 12月 |
|-----------|---------|----------------|---------------|---------------|---------------|---------------|---------------|---------------|---------------|---------------|---------------|---------------|---------------|---------------|
| 開市日数 | | 257日 | 20日 | 20日 | 23日 | 22日 | 21日 | 21日 | 23日 | 20日 | 20日 | 22日 | 22日 | 23日 |
| 種別 | | | | | | | | | | | | | | |
| 青果部 | 野菜 | 29,937,321 | 2,199,548 | 2,309,470 | 2,553,959 | 2,841,303 | 2,595,082 | 2,607,989 | 2,831,236 | 2,340,459 | 2,339,213 | 2,618,964 | 2,243,001 | 2,457,098 |
| | | 7,493,896,426 | 581,094,199 | 578,253,676 | 649,887,434 | 675,909,686 | 662,345,748 | 701,937,394 | 681,550,335 | 584,022,576 | 636,732,347 | 558,144,108 | 524,269,176 | 659,749,747 |
| | 果実 | 9,508,069 | 700,690 | 692,767 | 628,982 | 627,566 | 682,224 | 669,634 | 1,016,209 | 1,117,826 | 759,219 | 778,861 | 886,583 | 947,508 |
| | | 3,212,495,602 | 197,762,819 | 199,883,000 | 210,869,213 | 205,736,830 | 229,404,085 | 267,550,287 | 375,773,420 | 380,912,859 | 294,823,437 | 254,635,653 | 275,696,420 | 319,447,579 |
| | 加工品 | 530,301 | 41,127 | 45,546 | 41,944 | 41,910 | 42,905 | 40,402 | 39,683 | 36,848 | 37,593 | 43,559 | 66,573 | 52,209 |
| | | 181,184,947 | 17,464,275 | 17,880,275 | 14,251,092 | 13,261,945 | 13,790,526 | 13,441,485 | 12,337,287 | 11,706,428 | 10,594,568 | 13,171,429 | 17,316,822 | 25,968,815 |
| | 計 | 39,975,691 | 2,941,365 | 3,047,783 | 3,224,885 | 3,510,779 | 3,320,211 | 3,318,025 | 3,887,128 | 3,495,133 | 3,136,025 | 3,441,384 | 3,196,157 | 3,456,815 |
| | | 10,887,576,975 | 796,321,293 | 796,016,951 | 875,007,739 | 894,908,461 | 905,540,359 | 982,929,166 | 1,069,661,042 | 976,641,863 | 942,150,352 | 825,951,190 | 817,282,418 | 1,005,166,141 |
| | 一日平均取扱高 | 155,547 | 147,068 | 152,389 | 140,212 | 159,581 | 158,105 | 158,001 | 169,006 | 174,757 | 156,801 | 156,427 | 145,280 | 150,296 |
| | | 42,364,113 | 39,816,065 | 39,800,848 | 38,043,815 | 40,677,657 | 43,120,969 | 46,806,151 | 46,507,002 | 48,832,093 | 47,107,518 | 37,543,236 | 37,149,201 | 43,702,876 |
| 水産物部 | 鮮魚 | 6,056,988 | 422,999 | 466,010 | 561,245 | 531,568 | 497,890 | 550,277 | 519,455 | 469,795 | 430,638 | 478,856 | 493,312 | 634,942 |
| | | 4,692,799,679 | 288,024,797 | 333,952,776 | 392,662,770 | 370,900,782 | 338,451,684 | 345,601,124 | 366,096,942 | 400,924,298 | 357,292,481 | 393,729,762 | 423,200,487 | 681,961,776 |
| | 冷凍魚 | 1,652,334 | 102,488 | 132,411 | 136,356 | 140,252 | 121,931 | 123,330 | 132,741 | 134,515 | 146,492 | 153,733 | 162,001 | 166,085 |
| | | 1,945,297,706 | 96,670,356 | 151,912,647 | 138,900,198 | 150,754,160 | 137,351,497 | 135,318,596 | 164,720,348 | 160,627,914 | 212,385,156 | 222,733,922 | 163,103,561 | 210,819,351 |
| | 塩干加工品 | 5,240,160 | 326,851 | 415,088 | 439,578 | 437,363 | 434,514 | 430,595 | 434,706 | 450,069 | 443,147 | 445,202 | 440,054 | 542,993 |
| | | 3,874,284,168 | 221,746,541 | 280,824,292 | 308,282,955 | 310,779,286 | 306,616,858 | 339,876,085 | 320,138,794 | 321,871,388 | 290,586,997 | 324,719,820 | 327,006,035 | 521,835,117 |
| | 計 | 12,949,482 | 852,338 | 1,013,509 | 1,137,179 | 1,109,183 | 1,054,335 | 1,104,202 | 1,086,902 | 1,054,379 | 1,020,277 | 1,077,791 | 1,095,367 | 1,344,020 |
| | | 10,512,381,553 | 606,441,694 | 766,689,715 | 839,845,923 | 832,434,228 | 782,420,039 | 820,795,805 | 850,956,084 | 883,423,600 | 860,264,634 | 941,183,504 | 913,310,083 | 1,414,616,244 |
| | 一日平均取扱高 | 50,387 | 42,617 | 50,675 | 49,443 | 50,417 | 50,206 | 52,581 | 47,257 | 52,719 | 51,014 | 48,991 | 49,789 | 58,436 |
| | | 40,904,208 | 30,322,085 | 38,334,486 | 36,515,040 | 37,837,919 | 37,258,097 | 39,085,515 | 36,998,091 | 44,171,180 | 43,013,232 | 42,781,068 | 41,514,095 | 61,505,054 |
| 青果部・水産物部計 | | 52,925,174 | 3,793,703 | 4,061,292 | 4,362,064 | 4,619,962 | 4,374,546 | 4,422,227 | 4,974,030 | 4,549,512 | 4,156,302 | 4,519,175 | 4,291,524 | 4,800,835 |
| | | 21,399,958,528 | 1,402,762,987 | 1,562,706,666 | 1,714,853,662 | 1,727,342,689 | 1,687,960,398 | 1,803,724,971 | 1,920,617,126 | 1,860,065,463 | 1,802,414,986 | 1,767,134,694 | 1,730,592,501 | 2,419,782,385 |

種別月別取扱高総括表

中央卸売市場

令和3年1月～令和3年12月

上段 = 数量、下段 = 金額
単位：数量 = 本・鉢・個、金額 = 円

| 月 別 | | 合 計 | 1 月 | 2 月 | 3 月 | 4 月 | 5 月 | 6 月 | 7 月 | 8 月 | 9 月 | 10 月 | 11 月 | 12 月 |
|-----------|---------------|---------------|------------|-------------|-------------|-------------|-------------|-------------|-------------|-------------|-------------|-------------|-------------|-------------|
| 開市日数 | | 240日 | 17日 | 18日 | 22日 | 20日 | 20日 | 20日 | 22日 | 20日 | 21日 | 19日 | 20日 | 21日 |
| 種 別 | | | | | | | | | | | | | | |
| 花き部 | 切 花 | 24,066,305 | 1,046,288 | 1,310,728 | 3,292,164 | 1,629,271 | 1,455,318 | 1,433,495 | 2,162,530 | 3,810,466 | 2,742,548 | 1,468,976 | 1,370,901 | 2,343,620 |
| | | 1,709,456,215 | 68,675,924 | 85,224,546 | 245,884,934 | 107,738,702 | 94,482,914 | 103,182,832 | 130,656,971 | 261,831,659 | 197,282,055 | 114,743,196 | 110,752,724 | 188,999,758 |
| | 枝 物 | 2,556,120 | 133,984 | 328,232 | 315,382 | 190,754 | 144,368 | 130,154 | 191,293 | 241,930 | 162,290 | 143,518 | 150,226 | 423,989 |
| | | 152,902,001 | 6,708,412 | 12,821,803 | 17,195,997 | 10,577,779 | 8,601,978 | 8,271,550 | 10,346,776 | 12,794,332 | 10,237,056 | 9,619,046 | 9,885,051 | 35,842,221 |
| | 鉢 物 | 85,744 | 2,544 | 4,126 | 7,279 | 14,403 | 12,534 | 6,887 | 7,178 | 2,818 | 8,868 | 5,773 | 7,086 | 6,248 |
| | | 38,719,387 | 804,837 | 1,437,469 | 2,693,526 | 6,624,200 | 7,846,985 | 2,656,787 | 2,362,943 | 650,364 | 2,967,842 | 2,333,210 | 3,951,178 | 4,390,046 |
| | 観 葉 植 物 | 7,715 | 15 | 78 | 368 | 682 | 1,132 | 1,379 | 1,633 | 534 | 754 | 489 | 585 | 66 |
| | | 5,412,022 | 64,460 | 99,682 | 210,463 | 598,257 | 1,246,531 | 976,679 | 823,812 | 236,874 | 526,130 | 187,407 | 364,188 | 77,539 |
| | 苗 物 | 363,693 | 1,041 | 1,328 | 13,598 | 65,237 | 133,173 | 75,220 | 24,810 | 3,084 | 11,384 | 17,099 | 15,047 | 2,672 |
| | | 26,633,454 | 69,553 | 196,372 | 884,785 | 5,633,668 | 8,647,429 | 5,279,874 | 1,772,342 | 218,493 | 1,249,325 | 1,448,271 | 1,023,968 | 209,374 |
| | 花 植 木 木 | | | | | | | | | | | | | |
| | 加 工 品 | 117,072 | 5,735 | 7,582 | 1 | 411 | 2,150 | 4,980 | 8,293 | 6,300 | 2,835 | 4,168 | 19,967 | 54,650 |
| | | 5,380,465 | 254,650 | 357,775 | 1,980 | 40,370 | 33,110 | 267,355 | 84,700 | 125,180 | 684,805 | 384,232 | 696,806 | 2,449,502 |
| | そ の 他 | 14,579 | | | 504 | 22 | 48 | 288 | 39 | | 13,304 | 265 | 91 | 18 |
| | | 1,528,721 | | | 36,300 | 16,720 | 7,920 | 81,708 | 10,890 | | 1,027,209 | 52,404 | 33,660 | 261,910 |
| | 計 | 27,211,228 | 1,189,607 | 1,652,074 | 3,629,296 | 1,900,780 | 1,748,723 | 1,652,403 | 2,395,776 | 4,065,132 | 2,941,983 | 1,640,288 | 1,563,903 | 2,831,263 |
| | | 1,940,032,265 | 76,577,836 | 100,137,647 | 266,907,985 | 131,229,696 | 120,866,867 | 120,716,785 | 146,058,434 | 275,856,902 | 213,974,422 | 128,767,766 | 126,707,575 | 232,230,350 |
| | 一 日 平 均 取 扱 高 | 113,380 | 69,977 | 91,782 | 164,968 | 95,039 | 87,436 | 82,620 | 108,899 | 203,257 | 140,094 | 86,331 | 78,195 | 134,822 |
| 8,083,468 | | 4,504,579 | 5,563,203 | 12,132,181 | 6,561,485 | 6,043,343 | 6,035,839 | 6,639,020 | 13,792,845 | 10,189,258 | 6,777,251 | 6,335,379 | 11,058,588 | |

月別委託買付別取扱高

地方卸売市場

(青果部)

令和3年1月～令和3年12月

単位：数量 = kg、金額 = 円

| 区分 | | 月別 | | 合計 | | | | | | | | | | | |
|-----|----|----------------|---------------|-------------|-------------|-------------|-------------|-------------|---------------|-------------|-------------|-------------|-------------|---------------|-------------|
| | | 数量 | 金額 | 1月 | 2月 | 3月 | 4月 | 5月 | 6月 | 7月 | 8月 | 9月 | 10月 | 11月 | 12月 |
| 野 | 委託 | 数量 | (36.8) | (33.8) | (33.1) | (28.4) | (25.5) | (26.1) | (33.7) | (49.4) | (49.6) | (48.7) | (46.3) | (37.5) | (30.5) |
| | | 金額 | 11,014,095 | 742,540 | 764,436 | 724,265 | 724,116 | 678,177 | 878,617 | 1,399,441 | 1,162,017 | 1,138,494 | 1,211,371 | 840,143 | 750,478 |
| | 買付 | 数量 | (38.2) | (35.6) | (35.4) | (31.9) | (28.8) | (30.6) | (35.7) | (46.1) | (50.3) | (49.8) | (46.0) | (38.8) | (32.2) |
| | | 金額 | 2,865,355,445 | 206,722,476 | 204,976,590 | 207,191,774 | 194,957,093 | 202,782,600 | 250,648,930 | 314,456,356 | 293,747,961 | 317,179,746 | 256,478,647 | 203,547,560 | 212,665,712 |
| 菜 | 委託 | 数量 | (63.2) | (66.2) | (66.9) | (71.6) | (74.5) | (73.9) | (66.3) | (50.6) | (50.4) | (51.3) | (53.7) | (62.5) | (69.5) |
| | | 金額 | 18,923,227 | 1,457,008 | 1,545,033 | 1,829,694 | 2,117,187 | 1,916,906 | 1,729,372 | 1,431,795 | 1,178,441 | 1,200,720 | 1,407,593 | 1,402,859 | 1,706,619 |
| | 買付 | 数量 | (61.8) | (64.4) | (64.6) | (68.1) | (71.2) | (69.4) | (64.3) | (53.9) | (49.7) | (50.2) | (54.0) | (61.2) | (67.8) |
| | | 金額 | 4,628,540,981 | 374,371,723 | 373,277,086 | 442,695,660 | 480,952,593 | 459,563,148 | 451,288,464 | 367,093,979 | 290,274,615 | 319,552,601 | 301,665,461 | 320,721,616 | 447,084,035 |
| 果 | 委託 | 数量 | (15.4) | (2.9) | (6.7) | (3.8) | (1.1) | (1.3) | (5.0) | (36.8) | (24.1) | (33.1) | (23.2) | (15.7) | (11.1) |
| | | 金額 | 1,460,283 | 20,168 | 46,646 | 23,589 | 6,760 | 8,724 | 33,446 | 374,185 | 269,619 | 251,667 | 180,920 | 139,078 | 105,481 |
| | 買付 | 数量 | (18.4) | (3.1) | (4.7) | (3.0) | (1.7) | (2.4) | (16.7) | (44.5) | (27.3) | (36.3) | (27.1) | (14.0) | (9.0) |
| | | 金額 | 590,391,322 | 6,179,497 | 9,479,665 | 6,316,185 | 3,595,680 | 5,562,314 | 44,724,143 | 167,183,303 | 104,135,797 | 107,137,240 | 68,907,748 | 38,470,285 | 28,699,465 |
| 実 | 委託 | 数量 | (84.6) | (97.1) | (93.3) | (96.2) | (98.9) | (98.7) | (95.0) | (63.2) | (75.9) | (66.9) | (76.8) | (84.3) | (88.9) |
| | | 金額 | 8,047,786 | 680,522 | 646,121 | 605,393 | 620,806 | 673,500 | 636,189 | 642,024 | 848,207 | 507,551 | 597,940 | 747,506 | 842,027 |
| | 買付 | 数量 | (81.6) | (96.9) | (95.3) | (97.0) | (98.3) | (97.6) | (83.3) | (55.5) | (72.7) | (63.7) | (72.9) | (86.0) | (91.0) |
| | | 金額 | 2,622,104,280 | 191,583,322 | 190,403,335 | 204,553,028 | 202,141,150 | 223,841,771 | 222,826,144 | 208,590,117 | 276,777,062 | 187,686,197 | 185,727,905 | 237,226,135 | 290,748,114 |
| 加工品 | 委託 | 数量 | (82.8) | (82.9) | (71.1) | (85.4) | (87.3) | (82.1) | (82.8) | (84.1) | (84.0) | (87.8) | (86.8) | (82.4) | (79.4) |
| | | 金額 | 439,091 | 34,105 | 32,398 | 35,834 | 36,601 | 35,208 | 33,463 | 33,370 | 30,954 | 33,000 | 37,814 | 54,867 | 41,475 |
| | 買付 | 数量 | (59.2) | (52.4) | (48.9) | (62.4) | (70.7) | (61.6) | (63.1) | (64.1) | (65.1) | (70.8) | (65.8) | (60.0) | (46.4) |
| | | 金額 | 107,264,415 | 9,143,170 | 8,749,845 | 8,897,748 | 9,371,896 | 8,501,154 | 8,474,922 | 7,912,054 | 7,615,130 | 7,505,765 | 8,666,424 | 10,385,877 | 12,040,430 |
| 合計 | 委託 | 数量 | (17.2) | (17.1) | (28.9) | (14.6) | (12.7) | (17.9) | (17.2) | (15.9) | (16.0) | (12.2) | (13.2) | (17.6) | (20.6) |
| | | 金額 | 91,210 | 7,022 | 13,148 | 6,110 | 5,308 | 7,697 | 6,939 | 6,313 | 5,894 | 4,593 | 5,745 | 11,706 | 10,734 |
| | 買付 | 数量 | (40.8) | (47.6) | (51.1) | (37.6) | (29.3) | (38.4) | (36.9) | (35.9) | (34.9) | (29.2) | (34.2) | (40.0) | (53.6) |
| | | 金額 | 73,920,532 | 8,321,105 | 9,130,430 | 5,353,344 | 3,890,049 | 5,289,372 | 4,966,563 | 4,425,233 | 4,091,298 | 3,088,803 | 4,505,005 | 6,930,945 | 13,928,385 |
| 合計 | 委託 | 数量 | (32.3) | (27.1) | (27.7) | (24.3) | (21.9) | (21.7) | (28.5) | (46.5) | (41.8) | (45.4) | (41.6) | (32.4) | (26.0) |
| | | 金額 | 12,913,469 | 796,814 | 843,481 | 783,688 | 767,477 | 722,108 | 945,526 | 1,806,997 | 1,462,590 | 1,423,161 | 1,430,106 | 1,034,087 | 897,435 |
| | 買付 | 数量 | (32.7) | (27.9) | (28.0) | (25.4) | (23.2) | (23.9) | (30.9) | (45.8) | (41.5) | (45.8) | (40.4) | (30.9) | (25.2) |
| | | 金額 | 3,563,011,182 | 222,045,143 | 223,206,100 | 222,405,707 | 207,924,669 | 216,846,068 | 303,847,995 | 489,551,713 | 405,498,888 | 431,822,751 | 334,052,819 | 252,403,722 | 253,405,607 |
| 総計 | 委託 | 数量 | (67.7) | (72.9) | (72.3) | (75.7) | (78.1) | (78.3) | (71.5) | (53.5) | (58.2) | (54.6) | (58.4) | (67.6) | (74.0) |
| | | 金額 | 27,062,222 | 2,144,552 | 2,204,302 | 2,441,197 | 2,743,302 | 2,598,103 | 2,372,500 | 2,080,132 | 2,032,543 | 1,712,864 | 2,011,278 | 2,162,071 | 2,559,380 |
| | 買付 | 数量 | (67.3) | (72.1) | (72.0) | (74.6) | (76.8) | (76.1) | (69.1) | (54.2) | (58.5) | (54.2) | (59.6) | (69.1) | (74.8) |
| | | 金額 | 7,324,565,793 | 574,276,150 | 572,810,851 | 652,602,032 | 686,983,792 | 688,694,291 | 679,081,171 | 580,109,329 | 571,142,975 | 510,327,601 | 491,898,371 | 564,878,696 | 751,760,534 |
| 総計 | 数量 | 39,975,691 | 2,941,365 | 3,047,783 | 3,224,885 | 3,510,779 | 3,320,211 | 3,318,025 | 3,887,128 | 3,495,133 | 3,136,025 | 3,441,384 | 3,196,157 | 3,456,815 | |
| | 金額 | 10,887,576,975 | 796,321,293 | 796,016,951 | 875,007,739 | 894,908,461 | 905,540,359 | 982,929,166 | 1,069,661,042 | 976,641,863 | 942,150,352 | 825,951,190 | 817,282,418 | 1,005,166,141 | |

* ()は種別の合計に対する委託・買付の比率を表わす。

月別委託買付別取扱高

地方卸売市場

(水産物部)

令和3年1月～令和3年12月

単位：数量 = kg、金額 = 円

| 区分 | | 月別 | | 令和3年1月～令和3年12月 | | | | | | | | | | | |
|-------|----|----------------|---------------|----------------|-------------|-------------|-------------|-------------|-------------|-------------|-------------|-------------|-------------|---------------|-------------|
| | | 合計 | 1月 | 2月 | 3月 | 4月 | 5月 | 6月 | 7月 | 8月 | 9月 | 10月 | 11月 | 12月 | |
| 鮮魚 | 委託 | 数量 | (47.5) | (56.5) | (47.6) | (47.2) | (46.0) | (51.5) | (51.0) | (44.1) | (41.8) | (50.2) | (50.5) | (50.2) | (37.5) |
| | | 金額 | 2,876,020 | 238,942 | 221,969 | 264,937 | 244,486 | 256,242 | 280,529 | 228,898 | 196,365 | 216,187 | 241,634 | 247,547 | 238,285 |
| | 買付 | 数量 | (37.0) | (48.0) | (40.1) | (39.2) | (39.9) | (41.1) | (42.8) | (34.1) | (28.9) | (40.9) | (39.1) | (38.7) | (24.8) |
| | | 金額 | 1,734,315,237 | 138,273,417 | 133,836,746 | 153,991,532 | 147,872,693 | 139,263,004 | 147,925,177 | 124,864,722 | 115,734,031 | 146,200,154 | 153,806,573 | 163,618,710 | 168,928,478 |
| 冷凍魚 | 委託 | 数量 | (0.7) | (0.0) | (0.0) | (0.0) | (1.1) | (1.5) | (1.3) | (1.0) | (0.9) | (0.8) | (0.8) | (0.7) | (0.7) |
| | | 金額 | 12,189 | 3 | 3 | 3 | 1,569 | 1,816 | 1,656 | 1,277 | 1,250 | 1,237 | 1,167 | 1,107 | 1,101 |
| | 買付 | 数量 | (99.3) | (100.0) | (100.0) | (100.0) | (98.9) | (98.5) | (98.7) | (99.0) | (99.1) | (99.2) | (99.2) | (99.3) | (99.3) |
| | | 金額 | 1,640,145 | 102,485 | 132,408 | 136,353 | 138,683 | 120,116 | 121,674 | 131,463 | 133,265 | 145,255 | 152,566 | 160,894 | 164,984 |
| 塩干加工品 | 委託 | 数量 | (6.5) | (9.1) | (7.1) | (7.6) | (7.0) | (6.7) | (6.5) | (5.7) | (5.1) | (5.5) | (6.5) | (6.8) | (5.6) |
| | | 金額 | 341,889 | 29,662 | 29,588 | 33,590 | 30,709 | 29,024 | 27,870 | 24,909 | 23,023 | 24,235 | 29,022 | 30,020 | 30,238 |
| | 買付 | 数量 | (2.3) | (3.4) | (2.8) | (2.6) | (2.5) | (2.3) | (2.0) | (2.1) | (2.0) | (2.1) | (2.2) | (2.3) | (2.2) |
| | | 金額 | 90,043,546 | 7,432,181 | 7,855,385 | 7,993,980 | 7,747,591 | 7,051,618 | 6,818,512 | 6,578,527 | 6,564,802 | 6,053,325 | 7,063,491 | 7,566,324 | 11,317,810 |
| 合計 | 委託 | 数量 | (93.5) | (90.9) | (92.9) | (92.4) | (93.0) | (93.3) | (93.5) | (94.3) | (94.9) | (94.5) | (93.5) | (93.2) | (94.4) |
| | | 金額 | 4,898,271 | 297,189 | 385,500 | 405,988 | 406,654 | 405,490 | 402,725 | 409,797 | 427,046 | 418,913 | 416,181 | 410,034 | 512,755 |
| | 買付 | 数量 | (97.7) | (96.6) | (97.2) | (97.4) | (97.5) | (97.7) | (98.0) | (97.9) | (98.0) | (97.9) | (97.8) | (97.7) | (97.8) |
| | | 金額 | 3,784,240,622 | 214,314,360 | 272,968,907 | 300,288,975 | 303,031,695 | 299,565,240 | 333,057,573 | 313,560,267 | 315,306,586 | 284,533,672 | 317,656,329 | 319,439,711 | 510,517,307 |
| 総計 | 委託 | 数量 | (24.9) | (31.5) | (24.8) | (26.3) | (25.0) | (27.2) | (28.1) | (23.5) | (20.9) | (23.7) | (25.2) | (25.4) | (20.1) |
| | | 金額 | 3,230,099 | 268,606 | 251,560 | 298,530 | 276,763 | 287,081 | 310,055 | 255,084 | 220,638 | 241,659 | 271,823 | 278,675 | 269,624 |
| | 買付 | 数量 | (17.7) | (24.0) | (18.5) | (19.3) | (19.2) | (19.4) | (19.5) | (15.9) | (14.3) | (18.2) | (17.5) | (19.2) | (13.0) |
| | | 金額 | 1,863,723,215 | 145,722,878 | 141,709,411 | 162,002,792 | 160,049,215 | 151,634,597 | 159,811,354 | 135,448,509 | 126,433,138 | 156,399,089 | 165,055,449 | 175,265,319 | 184,191,464 |
| 総計 | 数量 | (75.1) | (68.5) | (75.2) | (73.7) | (75.0) | (72.8) | (71.9) | (76.5) | (79.1) | (76.3) | (74.8) | (74.6) | (79.9) | |
| | 金額 | 9,719,384 | 583,731 | 761,948 | 838,649 | 832,420 | 767,254 | 794,148 | 831,818 | 833,741 | 778,618 | 805,968 | 816,692 | 1,074,396 | |
| 総計 | 数量 | (82.3) | (76.0) | (81.5) | (80.7) | (80.8) | (80.6) | (80.5) | (84.1) | (85.7) | (81.8) | (82.5) | (80.8) | (87.0) | |
| | 金額 | 8,648,658,338 | 460,718,816 | 624,980,304 | 677,843,131 | 672,385,013 | 630,785,442 | 660,984,451 | 715,507,575 | 756,990,462 | 703,865,545 | 776,128,055 | 738,044,764 | 1,230,424,780 | |
| 総計 | 数量 | 12,949,482 | 852,338 | 1,013,509 | 1,137,179 | 1,109,183 | 1,054,335 | 1,104,202 | 1,086,902 | 1,054,379 | 1,020,277 | 1,077,791 | 1,095,367 | 1,344,020 | |
| | 金額 | 10,512,381,553 | 606,441,694 | 766,689,715 | 839,845,923 | 832,434,228 | 782,420,039 | 820,795,805 | 850,956,084 | 883,423,600 | 860,264,634 | 941,183,504 | 913,310,083 | 1,414,616,244 | |

* ()は種別の合計に対する委託・買付の比率を表わす。

月別委託買付別取扱高

中央卸売市場

(花き部その1)

令和3年1月～令和3年12月

単位：数量＝本・鉢・個、金額＝円

| 区分 | | 月別 | 合計 | 1月 | 2月 | 3月 | 4月 | 5月 | 6月 | 7月 | 8月 | 9月 | 10月 | 11月 | 12月 |
|------|----|----|------------|---------|---------|-----------|---------|-----------|---------|-----------|-----------|-----------|---------|---------|-----------|
| 切 | 委託 | 数量 | (64.9) | (56.8) | (58.1) | (66.3) | (55.7) | (56.2) | (49.3) | (68.0) | (74.6) | (72.7) | (61.1) | (60.3) | (69.0) |
| | | 金額 | 15,618,398 | 594,590 | 761,545 | 2,182,445 | 907,824 | 818,439 | 706,834 | 1,471,096 | 2,841,301 | 1,994,193 | 896,915 | 826,151 | 1,617,065 |
| 花 | 買付 | 数量 | (35.1) | (43.2) | (41.9) | (33.7) | (44.3) | (43.8) | (50.7) | (32.0) | (25.4) | (27.3) | (38.9) | (39.7) | (31.0) |
| | | 金額 | 8,447,907 | 451,698 | 549,183 | 1,109,719 | 721,447 | 636,879 | 726,661 | 691,434 | 969,165 | 748,355 | 572,061 | 544,750 | 726,555 |
| 枝 | 委託 | 数量 | (55.8) | (60.6) | (74.3) | (43.0) | (43.8) | (49.6) | (42.3) | (42.0) | (47.1) | (57.8) | (55.7) | (53.5) | (72.5) |
| | | 金額 | 1,426,790 | 81,235 | 243,969 | 135,465 | 83,612 | 71,570 | 55,070 | 80,280 | 113,909 | 93,850 | 79,994 | 80,366 | 307,470 |
| 物 | 買付 | 数量 | (44.2) | (39.4) | (25.7) | (57.0) | (56.2) | (50.4) | (57.7) | (58.0) | (52.9) | (42.2) | (44.3) | (46.5) | (27.5) |
| | | 金額 | 1,129,330 | 52,749 | 84,263 | 179,917 | 107,142 | 72,798 | 75,084 | 111,013 | 128,021 | 68,440 | 63,524 | 69,860 | 116,519 |
| 鉢 | 委託 | 数量 | (48.6) | (31.0) | (36.6) | (51.3) | (61.8) | (49.6) | (47.8) | (40.2) | (52.8) | (52.9) | (28.1) | (52.6) | (45.3) |
| | | 金額 | 41,687 | 788 | 1,511 | 3,735 | 8,906 | 6,211 | 3,295 | 2,888 | 1,487 | 4,688 | 1,621 | 3,728 | 2,829 |
| 物 | 買付 | 数量 | (51.4) | (69.0) | (63.4) | (48.7) | (38.2) | (50.4) | (52.2) | (59.8) | (47.2) | (47.1) | (71.9) | (47.4) | (54.7) |
| | | 金額 | 44,057 | 1,756 | 2,615 | 3,544 | 5,497 | 6,323 | 3,592 | 4,290 | 1,331 | 4,180 | 4,152 | 3,358 | 3,419 |
| 観葉植物 | 委託 | 数量 | (1.3) | | | | (0.9) | (1.4) | (1.7) | (2.9) | (0.2) | (0.7) | | (0.2) | |
| | | 金額 | 101 | | | | 6 | 16 | 24 | 48 | 1 | 5 | | 1 | |
| 苗 | 買付 | 数量 | (98.7) | (100.0) | (100.0) | (100.0) | (99.1) | (98.6) | (98.3) | (97.1) | (99.8) | (99.3) | (100.0) | (99.8) | (100.0) |
| | | 金額 | 7,614 | 15 | 78 | 368 | 676 | 1,116 | 1,355 | 1,585 | 533 | 749 | 489 | 584 | 66 |
| 物 | 委託 | 数量 | (86.6) | (43.4) | (81.3) | (87.4) | (93.4) | (83.2) | (90.4) | (88.3) | (72.5) | (75.4) | (83.3) | (88.6) | (56.7) |
| | | 金額 | 314,960 | 452 | 1,080 | 11,882 | 60,901 | 110,864 | 67,980 | 21,895 | 2,236 | 8,578 | 14,244 | 13,332 | 1,516 |
| 物 | 買付 | 数量 | (13.4) | (56.6) | (18.7) | (12.6) | (6.6) | (16.8) | (9.6) | (11.7) | (27.5) | (24.6) | (16.7) | (11.4) | (43.3) |
| | | 金額 | 48,733 | 589 | 248 | 1,716 | 4,336 | 22,309 | 7,240 | 2,915 | 848 | 2,806 | 2,855 | 1,715 | 1,156 |
| | | 金額 | (18.8) | (66.2) | (28.3) | (20.8) | (11.2) | (19.4) | (12.9) | (23.1) | (34.0) | (33.0) | (29.5) | (27.0) | (61.5) |
| | | 金額 | 5,003,892 | 46,013 | 55,528 | 183,612 | 632,346 | 1,674,417 | 683,194 | 408,925 | 74,327 | 412,335 | 427,647 | 276,826 | 128,722 |

* ()は種別の合計に対する委託・買付の比率を表わす。

月別委託買付別取扱高

中央卸売市場

(花き部その2)

令和3年1月～令和3年12月

単位：数量 = kg、金額 = 円

| 区分 | | 月別 | 合計 | 1月 | 2月 | 3月 | 4月 | 5月 | 6月 | 7月 | 8月 | 9月 | 10月 | 11月 | 12月 | |
|-----------------------|--------|---------------|-------------------------|----------------------|----------------------|-----------------------|----------------------|----------------------|----------------------|----------------------|-----------------------|-----------------------|----------------------|----------------------|-----------------------|--|
| | | | | | | | | | | | | | | | | |
| 花 木 ・ 植 木 | 委 託 | 数量 | | | | | | | | | | | | | | |
| | | 金額 | | | | | | | | | | | | | | |
| | 買 付 | 数量 | | | | | | | | | | | | | | |
| | | 金額 | | | | | | | | | | | | | | |
| 加 工 品 | 委 託 | 数量 | (66.9) 78,330 | (26.9) 1,540 | (19.1) 1,450 | | (87.6) 360 | (7.0) 150 | (18.7) 930 | (3.5) 293 | | (65.4) 1,855 | (90.8) 3,783 | (68.9) 13,767 | (99.2) 54,202 | |
| | | 金額 | (78.3) 4,213,640 | (38.4) 97,900 | (72.8) 260,480 | | (91.8) 37,070 | (64.8) 21,450 | (85.5) 228,635 | (44.9) 38,060 | | (22.6) 154,605 | (85.5) 328,462 | (93.5) 651,376 | (97.8) 2,395,602 | |
| | 買 付 | 数量 | (33.1) 38,742 | (73.1) 4,195 | (80.9) 6,132 | (100.0) 1 | (12.4) 51 | (93.0) 2,000 | (81.3) 4,050 | (96.5) 8,000 | (100.0) 6,300 | (34.6) 980 | (9.2) 385 | (31.1) 6,200 | (0.8) 448 | |
| | | 金額 | (21.7) 1,166,825 | (61.6) 156,750 | (27.2) 97,295 | (100.0) 1,980 | (8.2) 3,300 | (35.2) 11,660 | (14.5) 38,720 | (55.1) 46,640 | (100.0) 125,180 | (77.4) 530,200 | (14.5) 55,770 | (6.5) 45,430 | (2.2) 53,900 | |
| そ の 他 | 委 託 | 数量 | (95.8) 13,966 | | | (99.2) 500 | | | | (7.7) 3 | | (100.0) 13,300 | (60.4) 160 | (3.3) 3 | | |
| | | 金額 | (72.0) 1,100,238 | | | (90.9) 33,000 | | | | (9.1) 990 | | (99.8) 1,025,009 | (76.2) 39,919 | (3.9) 1,320 | | |
| | 買 付 | 数量 | (4.2) 613 | | | (0.8) 4 | (100.0) 22 | (100.0) 48 | (100.0) 288 | (92.3) 36 | | (0.0) 4 | (39.6) 105 | (96.7) 88 | (100.0) 18 | |
| | | 金額 | (28.0) 428,483 | | | (9.1) 3,300 | (100.0) 16,720 | (100.0) 7,920 | (100.0) 81,708 | (90.9) 9,900 | | (0.2) 2,200 | (23.8) 12,485 | (96.1) 32,340 | (100.0) 261,910 | |
| 合 計 | 委 託 | 数量 | (64.3) 17,494,232 | (57.0) 678,605 | (61.1) 1,009,555 | (64.3) 2,334,027 | (55.9) 1,061,609 | (57.6) 1,007,250 | (50.5) 834,133 | (65.8) 1,576,503 | (72.8) 2,958,934 | (71.9) 2,116,469 | (60.8) 996,717 | (59.9) 937,348 | (70.0) 1,983,082 | |
| | | 金額 | (60.2) 1,168,439,976 | (50.7) 38,838,207 | (54.5) 54,560,004 | (58.8) 156,840,014 | (52.5) 68,914,515 | (47.7) 57,675,452 | (47.7) 57,602,849 | (62.5) 91,286,243 | (70.0) 192,975,950 | (69.0) 147,673,332 | (59.1) 76,096,226 | (57.8) 73,197,600 | (65.8) 152,779,584 | |
| | 買 付 | 数量 | (35.7) 9,716,996 | (43.0) 511,002 | (38.9) 642,519 | (35.7) 1,295,269 | (44.1) 839,171 | (42.4) 741,473 | (49.5) 818,270 | (34.2) 819,273 | (27.2) 1,106,198 | (28.1) 825,514 | (39.2) 643,571 | (40.1) 626,555 | (30.0) 848,181 | |
| | | 金額 | (39.8) 771,592,289 | (49.3) 37,739,629 | (45.5) 45,577,643 | (41.2) 110,067,971 | (47.5) 62,315,181 | (52.3) 63,191,415 | (52.3) 63,113,936 | (37.5) 54,772,191 | (30.0) 82,880,952 | (31.0) 66,301,090 | (40.9) 52,671,540 | (42.2) 53,509,975 | (34.2) 79,450,766 | |
| 総 計 | 数量 | 27,211,228 | 1,189,607 | 1,652,074 | 3,629,296 | 1,900,780 | 1,748,723 | 1,652,403 | 2,395,776 | 4,065,132 | 2,941,983 | 1,640,288 | 1,563,903 | 2,831,263 | | |
| | 金額 | 1,940,032,265 | 76,577,836 | 100,137,647 | 266,907,985 | 131,229,696 | 120,866,867 | 120,716,785 | 146,058,434 | 275,856,902 | 213,974,422 | 128,767,766 | 126,707,575 | 232,230,350 | | |

* ()は種別の合計に対する委託・買付の比率を表わす。

業者別月別取扱高

地方卸売市場

(青果部)

令和3年1月～令和3年12月

単位：数量 = kg、金額 = 円

| 区分 | | 月別 | 合計 | 1月 | 2月 | 3月 | 4月 | 5月 | 6月 | 7月 | 8月 | 9月 | 10月 | 11月 | 12月 |
|-------|----|----|---------------------------|------------------------|------------------------|------------------------|------------------------|------------------------|------------------------|--------------------------|------------------------|------------------------|------------------------|------------------------|--------------------------|
| 合計 | 数量 | | (100.0) 39,975,691 | (100.0) 2,941,365 | (100.0) 3,047,783 | (100.0) 3,224,885 | (100.0) 3,510,779 | (100.0) 3,320,211 | (100.0) 3,318,025 | (100.0) 3,887,129 | (100.0) 3,495,133 | (100.0) 3,136,025 | (100.0) 3,441,384 | (100.0) 3,196,157 | (100.0) 3,456,815 |
| | 金額 | | (100.0) 10,887,576,975 | (100.0) 796,321,293 | (100.0) 796,016,951 | (100.0) 875,007,739 | (100.0) 894,908,461 | (100.0) 905,540,359 | (100.0) 982,929,166 | (100.0) 1,069,661,042 | (100.0) 976,641,863 | (100.0) 942,150,352 | (100.0) 825,951,190 | (100.0) 817,282,418 | (100.0) 1,005,166,141 |
| 仲卸業者 | 数量 | | (61.1) 24,441,562 | (64.3) 1,892,071 | (64.2) 1,957,849 | (61.9) 1,996,046 | (59.6) 2,093,123 | (61.7) 2,047,685 | (61.3) 2,033,556 | (61.5) 2,389,965 | (62.2) 2,173,558 | (58.9) 1,848,259 | (59.0) 2,028,771 | (60.0) 1,918,589 | (59.7) 2,062,090 |
| | 金額 | | (65.0) 7,071,743,184 | (65.5) 521,582,947 | (64.5) 513,411,057 | (64.4) 563,449,088 | (63.8) 570,531,664 | (64.2) 581,411,259 | (65.6) 644,511,170 | (66.6) 711,861,148 | (66.5) 649,403,585 | (65.4) 616,338,903 | (64.8) 535,254,539 | (64.8) 529,602,122 | (63.1) 634,385,702 |
| 売買参加者 | 数量 | | (38.9) 15,534,130 | (35.7) 1,049,295 | (35.8) 1,089,934 | (38.1) 1,228,838 | (40.4) 1,417,656 | (38.3) 1,272,526 | (38.7) 1,284,470 | (38.5) 1,497,164 | (37.8) 1,321,575 | (41.1) 1,287,766 | (41.0) 1,412,613 | (40.0) 1,277,568 | (40.3) 1,394,725 |
| | 金額 | | (35.0) 3,815,833,791 | (34.5) 274,738,346 | (35.5) 282,605,894 | (35.6) 311,558,651 | (36.2) 324,376,797 | (35.8) 324,129,100 | (34.4) 338,417,996 | (33.4) 357,799,894 | (33.5) 327,238,278 | (34.6) 325,811,449 | (35.2) 290,696,651 | (35.2) 287,680,296 | (36.9) 370,780,439 |
| 第三者 | 数量 | | | | | | | | | | | | | | |
| | 金額 | | | | | | | | | | | | | | |
| 自社等 | 数量 | | | | | | | | | | | | | | |
| | 金額 | | | | | | | | | | | | | | |

* () は合計に対する比率を表わす。

業者別月別取扱高

(水産物部)

令和3年1月～令和3年12月

| 区分 | | 合計 | 1月 | 2月 | 3月 | 4月 | 5月 | 6月 | 7月 | 8月 | 9月 | 10月 | 11月 | 12月 |
|----|----|---------------------------|------------------------|------------------------|----------------------|----------------------|----------------------|----------------------|----------------------|----------------------|----------------------|----------------------|----------------------|----------------------|
| | 数量 | (100.0) 12,949,482 | (100.0) 852,338 | (100.0) 1,013,509 | (100.0) 1,137,179 | (100.0) 1,109,183 | (100.0) 1,054,335 | (100.0) 1,104,202 | (100.0) 1,086,902 | (100.0) 1,054,379 | (100.0) 1,020,277 | (100.0) 1,077,791 | (100.0) 1,095,367 | (100.0) 1,344,020 |
| | 金額 | (100.0) 10,512,381,553 | (100.0) 606,441,694 | (100.0) 766,689,715 | (100.0) 83 | (100.0) | (100.0) | (100.0) | (100.0) | (100.0) | (100.0) | (100.0) | (100.0) | (100.0) |
| | 数量 | (25.1) 3,244,123 | (28.7) 244,775 | (25.9) 262,569 | (24.4) 277,292 | (25.6) 284,375 | (24.8) 261,258 | (25.1) 277,402 | (25.9) 281,873 | (23.8) 250,791 | (23.3) 238,226 | (23.2) 250,288 | (24.3) 265,861 | (26.0) 349,413 |
| | 金額 | (26.4) 2,775,291,770 | (30.2) 183,266,682 | (26.7) 204,586,978 | (26.6) | (27.9) | (26.6) | (25.8) | (26.9) | (25.8) | (23.2) | (23.6) | (25.9) | (28.1) |
| | 数量 | (45.1) 5,851,344 | (51.1) 435,805 | (44.3) 449,174 | (45.6) 518,963 | (45.1) 499,614 | (45.9) 484,628 | (44.9) 495,404 | (44.5) 483,188 | (43.1) 454,926 | (43.1) 439,722 | (45.8) 493,563 | (44.9) 492,249 | (44.9) 604,108 |
| | 金額 | (39.6) 4,159,956,701 | (46.3) 280,879,292 | (38.1) 292,148,290 | (39.9) | (39.7) | (40.0) | (37.4) | (41.4) | (39.2) | (35.6) | (37.7) | (39.5) | (41.0) |
| | 数量 | (29.8) 3,854,016 | (20.2) 171,758 | (29.8) 301,766 | (30.0) 340,924 | (29.3) 325,194 | (29.3) 308,449 | (30.0) 331,396 | (29.6) 321,841 | (33.1) 348,663 | (33.6) 342,329 | (31.0) 333,940 | (30.8) 337,256 | (29.1) 390,500 |
| | 金額 | (34.0) 3,577,133,082 | (23.5) 142,295,720 | (35.2) 269,954,447 | (33.5) | (32.4) | (33.4) | (36.8) | (31.7) | (35.0) | (41.2) | (38.7) | (34.6) | (30.9) |

* () は合計に対する比率を表わす。

業者別月別取扱高

中央卸売市場

(花き部)

令和3年1月～令和3年12月

数量 = 本・鉢・個、金額 = 円

| 区分 | | 合計 | 1月 | 2月 | 3月 | 4月 | 5月 | 6月 | 7月 | 8月 | 9月 | 10月 | 11月 | 12月 |
|-------|----|--------------------------|-----------------------|------------------------|------------------------|------------------------|------------------------|------------------------|------------------------|------------------------|------------------------|------------------------|------------------------|------------------------|
| 合計 | 数量 | (100.0) 27,211,228 | (100.0) 1,189,607 | (100.0) 1,652,074 | (100.0) 3,629,296 | (100.0) 1,900,780 | (100.0) 1,748,723 | (100.0) 1,652,403 | (100.0) 2,395,776 | (100.0) 4,065,132 | (100.0) 2,941,983 | (100.0) 1,640,288 | (100.0) 1,563,903 | (100.0) 2,831,263 |
| | 金額 | (100.0) 1,940,032,265 | (100.0) 76,577,836 | (100.0) 100,137,647 | (100.0) 266,907,985 | (100.0) 131,229,696 | (100.0) 120,866,867 | (100.0) 120,716,785 | (100.0) 146,058,434 | (100.0) 275,856,902 | (100.0) 213,974,422 | (100.0) 128,767,766 | (100.0) 126,707,575 | (100.0) 232,230,350 |
| 仲卸業者 | 数量 | (78.5) 21,380,360 | (75.9) 902,870 | (78.6) 1,298,048 | (78.7) 2,855,446 | (75.9) 1,443,089 | (72.0) 1,259,651 | (75.8) 1,254,420 | (82.6) 1,979,974 | (83.9) 3,408,658 | (81.3) 2,393,538 | (75.5) 1,238,565 | (74.4) 1,162,714 | (77.1) 2,183,387 |
| | 金額 | (79.7) 1,546,665,443 | (79.8) 61,099,658 | (80.2) 80,328,427 | (78.9) 210,617,555 | (75.1) 98,548,693 | (75.3) 91,028,833 | (77.7) 93,754,175 | (83.2) 121,459,733 | (84.8) 233,968,959 | (81.6) 174,669,134 | (78.3) 100,800,534 | (76.7) 97,220,961 | (78.9) 183,168,781 |
| 売買参加者 | 数量 | (18.2) 4,940,527 | (21.5) 255,666 | (18.6) 307,137 | (18.9) 684,943 | (22.2) 421,604 | (24.2) 422,750 | (20.8) 342,945 | (14.3) 341,579 | (13.3) 540,457 | (14.8) 434,435 | (18.6) 305,649 | (20.8) 325,096 | (19.7) 558,266 |
| | 金額 | (17.8) 344,459,525 | (18.4) 14,109,888 | (17.7) 17,729,372 | (19.0) 50,752,188 | (23.6) 30,917,824 | (22.4) 27,066,108 | (19.8) 23,939,319 | (14.6) 21,291,749 | (13.1) 36,151,960 | (14.9) 31,859,888 | (17.9) 23,020,408 | (19.5) 24,682,501 | (18.5) 42,938,320 |
| 第三者 | 数量 | (3.1) 834,408 | (2.6) 31,071 | (2.8) 46,889 | (2.4) 88,907 | (0.8) 14,560 | (2.9) 51,102 | (3.3) 53,723 | (3.1) 73,130 | (2.8) 114,975 | (3.9) 113,585 | (5.8) 94,836 | (4.8) 75,672 | (2.7) 75,958 |
| | 金額 | (2.4) 46,543,668 | (1.8) 1,368,290 | (2.1) 2,079,848 | (2.1) 5,538,242 | (0.6) 814,110 | (1.9) 2,253,472 | (2.5) 2,982,761 | (2.2) 3,242,635 | (2.1) 5,724,818 | (3.5) 7,406,944 | (3.7) 4,780,574 | (3.8) 4,770,607 | (2.4) 5,581,367 |
| 自社等 | 数量 | (0.2) 55,933 | | | | (1.1) 21,527 | (0.9) 15,220 | (0.1) 1,315 | (0.0) 1,093 | (0.0) 1,042 | (0.0) 425 | (0.1) 1,238 | (0.0) 421 | (0.5) 13,652 |
| | 金額 | (0.1) 2,363,629 | | | | (0.7) 949,069 | (0.4) 518,454 | (0.0) 40,530 | (0.0) 64,317 | (0.0) 11,165 | (0.0) 38,456 | (0.1) 166,250 | (0.0) 33,506 | (0.2) 541,882 |

* () は合計に対する比率を表わす。

種別月別平均単価 (kg・本・鉢・個当たり)

令和3年1月～令和3年12月

単位：金額＝円

| 種別 | 地方卸売市場 | | | | | | | | 中央卸売市場 | | | | | | | | |
|-----|--------|-----|-----|-----|-------|-------|-------|-------|--------|----|-----|-------|-----|-----|-------|--------|-----|
| | 青果部 | | | | 水産物部 | | | | 花き部 | | | | | | | | |
| | 野菜 | 果実 | 加工品 | 月平均 | 鮮魚 | 冷凍品 | 塩干加工品 | 月平均 | 切花 | 枝物 | 鉢物 | 観葉植物 | 苗木 | 花庭木 | 加工品 | その他 | 月平均 |
| 1月 | 264 | 282 | 425 | 271 | 681 | 943 | 678 | 712 | 66 | 50 | 316 | 4,297 | 67 | | 44 | | 64 |
| 2月 | 250 | 289 | 393 | 261 | 717 | 1,147 | 677 | 756 | 65 | 39 | 348 | 1,278 | 148 | | 47 | | 61 |
| 3月 | 254 | 335 | 340 | 271 | 700 | 1,019 | 701 | 739 | 75 | 55 | 370 | 572 | 65 | | 1,980 | 72 | 74 |
| 4月 | 238 | 328 | 316 | 255 | 698 | 1,075 | 711 | 750 | 66 | 55 | 460 | 877 | 86 | | 98 | 760 | 69 |
| 5月 | 255 | 336 | 321 | 273 | 680 | 1,126 | 706 | 742 | 65 | 60 | 626 | 1,101 | 65 | | 15 | 165 | 69 |
| 6月 | 269 | 400 | 333 | 296 | 628 | 1,097 | 789 | 743 | 72 | 64 | 386 | 708 | 70 | | 54 | 284 | 73 |
| 7月 | 241 | 370 | 311 | 275 | 705 | 1,241 | 736 | 783 | 60 | 54 | 329 | 504 | 71 | | 10 | 279 | 61 |
| 8月 | 250 | 341 | 318 | 279 | 853 | 1,194 | 715 | 838 | 69 | 53 | 231 | 444 | 71 | | 20 | | 68 |
| 9月 | 272 | 388 | 282 | 300 | 830 | 1,450 | 656 | 843 | 72 | 63 | 335 | 698 | 110 | | 242 | 77 | 73 |
| 10月 | 213 | 327 | 302 | 240 | 822 | 1,449 | 729 | 873 | 78 | 67 | 404 | 383 | 85 | | 92 | 198 | 79 |
| 11月 | 234 | 311 | 260 | 256 | 858 | 1,007 | 743 | 834 | 81 | 66 | 558 | 623 | 68 | | 35 | 370 | 81 |
| 12月 | 269 | 337 | 497 | 291 | 1,074 | 1,269 | 961 | 1,053 | 81 | 85 | 703 | 1,175 | 78 | | 45 | 14,551 | 82 |
| 年平均 | 250 | 338 | 342 | 272 | 775 | 1,177 | 739 | 812 | 71 | 60 | 452 | 701 | 73 | | 46 | 105 | 71 |

種別年別取扱高比較表

地方卸売市場

令和3年1月～令和3年12月

上段 = 数量、下段 = 金額
単位：数量 = kg、金額 = 円

| 年 別 開市日数 種 別 | | 平成28年 | | 平成29年 | | 平成30年 | | 平成31年 | | 令和2年 | | 令和3年 | |
|--------------------|-------------|----------------|---------|----------------|---------|----------------|---------|--------------------|---------|--------------------|---------|----------------|---------|
| | | 266日 | 前年比 (%) | 264日 | 前年比 (%) | 260日 | 前年比 (%) | 青果 254日 水産物258日 | 前年比 (%) | 青果 254日 水産物258日 | 前年比 (%) | 257日 | 前年比 (%) |
| 青果部 | 野 菜 | 31,504,238 | 91.3 | 33,032,549 | 104.9 | 33,411,103 | 101.1 | 33,006,287 | 98.8 | 31,667,826 | 95.9 | 29,937,321 | 94.5 |
| | | 8,534,253,253 | 99.4 | 8,339,303,552 | 97.7 | 8,856,876,967 | 106.2 | 7,877,550,520 | 88.9 | 7,797,571,946 | 99.0 | 7,493,896,426 | 96.1 |
| | 果 実 | 13,602,571 | 91.2 | 12,809,849 | 94.2 | 11,721,303 | 91.5 | 11,813,929 | 100.8 | 10,633,774 | 90.0 | 9,508,069 | 89.4 |
| | | 4,377,595,938 | 99.5 | 4,071,300,105 | 93.0 | 3,865,307,374 | 94.9 | 3,729,357,687 | 96.5 | 3,589,623,839 | 96.3 | 3,212,495,602 | 89.5 |
| | 加工品 | 732,697 | 116.4 | 664,365 | 90.7 | 641,300 | 96.5 | 598,111 | 93.3 | 552,625 | 92.4 | 530,301 | 96.0 |
| | | 216,633,072 | 103.2 | 207,901,188 | 96.0 | 198,779,152 | 95.6 | 185,523,836 | 93.3 | 183,610,386 | 99.0 | 181,184,947 | 98.7 |
| | 計 | 45,839,506 | 91.6 | 46,506,763 | 101.5 | 45,773,706 | 98.4 | 45,418,327 | 99.2 | 42,854,225 | 94.4 | 39,975,691 | 93.3 |
| | | 13,128,482,263 | 99.5 | 12,618,504,845 | 96.1 | 12,920,963,493 | 102.4 | 11,792,432,043 | 91.3 | 11,570,806,171 | 98.1 | 10,887,576,975 | 94.1 |
| | 一日平均 取扱高 | 172,329 | 92.0 | 176,162 | 102.2 | 176,053 | 99.9 | 178,812 | 101.6 | 168,717 | 94.4 | 155,547 | 92.2 |
| | | 49,355,196 | 99.9 | 47,797,367 | 96.8 | 49,696,013 | 104.0 | 46,426,898 | 93.4 | 45,554,355 | 98.1 | 42,364,113 | 93.0 |
| 水産物部 | 鮮 魚 | 7,715,514 | 97.7 | 7,332,948 | 95.0 | 7,226,400 | 98.5 | 6,671,260 | 92.3 | 5,968,034 | 89.5 | 6,056,988 | 101.5 |
| | | 5,625,179,575 | 98.9 | 5,465,787,612 | 97.2 | 5,312,720,652 | 97.2 | 4,984,134,220 | 93.8 | 4,423,220,344 | 88.7 | 4,692,799,679 | 106.1 |
| | 冷凍魚 | 1,404,651 | 105.1 | 1,335,217 | 95.1 | 1,446,825 | 108.4 | 1,444,516 | 99.8 | 1,350,627 | 93.5 | 1,652,334 | 122.3 |
| | | 1,479,115,552 | 110.3 | 1,395,150,227 | 94.3 | 1,358,001,866 | 97.3 | 1,337,510,590 | 98.5 | 1,344,942,046 | 100.6 | 1,945,297,706 | 144.6 |
| | 塩 干 加工品 | 4,255,099 | 104.8 | 4,128,225 | 97.0 | 4,104,083 | 99.4 | 4,150,275 | 101.1 | 4,328,903 | 104.3 | 5,240,160 | 121.1 |
| | | 3,464,302,723 | 102.9 | 3,436,743,920 | 99.2 | 3,585,827,711 | 104.3 | 3,544,477,805 | 98.8 | 3,467,025,739 | 97.8 | 3,874,284,168 | 111.7 |
| | 計 | 13,375,264 | 100.6 | 12,796,390 | 95.7 | 12,777,308 | 99.9 | 12,266,051 | 96.0 | 11,647,564 | 95.0 | 12,949,482 | 111.2 |
| | | 10,568,597,850 | 101.7 | 10,297,681,759 | 97.4 | 10,256,550,229 | 99.6 | 9,866,122,615 | 96.2 | 9,235,188,129 | 93.6 | 10,512,381,553 | 113.8 |
| | 一日平均 取扱高 | 50,283 | 101.0 | 48,471 | 96.4 | 49,143 | 101.4 | 47,543 | 96.7 | 45,146 | 95.0 | 50,387 | 111.6 |
| | | 39,731,571 | 102.1 | 39,006,370 | 98.2 | 39,448,270 | 101.1 | 38,240,785 | 96.9 | 35,795,303 | 93.6 | 40,904,208 | 114.3 |
| 青果部・ 水産物部計 | | 59,214,770 | 93.5 | 59,303,153 | 100.1 | 58,551,014 | 98.7 | 57,684,378 | 98.5 | 54,501,789 | 94.5 | 52,925,174 | 97.1 |
| | | 23,697,080,113 | 100.5 | 22,916,186,604 | 96.7 | 23,177,513,722 | 101.1 | 21,658,554,658 | 93.4 | 20,805,994,300 | 96.1 | 21,399,958,528 | 102.9 |

種別年別取扱高比較表

中央卸売市場

令和3年1月～令和3年12月

上段 = 数量、下段 = 金額
単位：数量 = 本・鉢・個、金額 = 円

| 年 別 開市日数 種 別 | | 平成28年 | | 平成29年 | | 平成30年 | | 平成31年 | | 令和2年 | | 令和3年 | |
|--------------------|-----------|---------------|-----------|---------------|-----------|---------------|-----------|---------------|-----------|---------------|-----------|---------------|---------|
| | | 258日 | 前年比 (%) | 256日 | 前年比 (%) | 253日 | 前年比 (%) | 247日 | 前年比 (%) | 242日 | 前年比 (%) | 240日 | 前年比 (%) |
| 花き部 | 切花 | 28,351,528 | 99.2 | 27,322,530 | 96.4 | 25,954,006 | 95.0 | 25,173,743 | 97.0 | 24,007,769 | 95.4 | 24,066,305 | 100.2 |
| | | 1,953,646,702 | 101.3 | 1,832,127,371 | 93.8 | 1,772,931,847 | 96.8 | 1,688,115,812 | 95.2 | 1,629,017,350 | 96.5 | 1,709,456,215 | 104.9 |
| | 枝物 | 2,695,485 | 97.4 | 2,591,661 | 96.1 | 2,415,316 | 93.2 | 2,526,389 | 104.6 | 2,561,865 | 101.4 | 2,556,120 | 99.8 |
| | | 132,937,908 | 97.9 | 133,703,802 | 100.6 | 132,026,373 | 98.7 | 143,283,981 | 108.5 | 143,880,703 | 100.4 | 152,902,001 | 106.3 |
| | 鉢物 | 182,277 | 82.9 | 162,168 | 89.0 | 133,902 | 82.6 | 120,982 | 90.4 | 83,490 | 69.0 | 85,744 | 102.7 |
| | | 62,638,074 | 82.8 | 56,330,695 | 89.9 | 47,981,325 | 85.2 | 44,107,278 | 91.9 | 30,175,448 | 68.4 | 38,719,387 | 128.3 |
| | 観葉植物 | 17,131 | 78.9 | 15,295 | 89.3 | 11,977 | 78.3 | 9,749 | 81.4 | 4,189 | 43.0 | 7,715 | 184.2 |
| | | 7,839,642 | 68.6 | 6,918,665 | 88.3 | 5,796,333 | 83.8 | 4,509,447 | 77.8 | 1,765,317 | 39.1 | 5,412,022 | 306.6 |
| | 苗物 | 383,291 | 88.5 | 371,690 | 97.0 | 341,863 | 92.0 | 391,896 | 114.6 | 354,582 | 90.5 | 363,693 | 102.6 |
| | | 25,411,210 | 88.2 | 25,837,695 | 101.7 | 24,740,274 | 95.8 | 26,359,842 | 106.5 | 24,908,764 | 94.5 | 26,633,454 | 106.9 |
| | 花木 植木 | 6,086 | 10.8 | | | | | | | | | | |
| | | 5,393,028 | 48.9 | | | | | | | | | | |
| | 加工品 | 66,988 | 100.9 | 90,450 | 135.0 | 93,083 | 102.9 | 101,255 | 108.8 | 95,685 | 94.5 | 117,072 | 122.4 |
| | | 2,624,314 | 83.2 | 3,163,352 | 120.5 | 2,980,089 | 94.2 | 3,864,350 | 129.7 | 3,763,683 | 97.4 | 5,380,465 | 143.0 |
| | その他 | 5,657 | 84.8 | 5,566 | 98.4 | 6,220 | 111.7 | 3,673 | 59.1 | 6,454 | 175.7 | 14,579 | 225.9 |
| | | 1,159,527 | 83.9 | 910,060 | 78.5 | 1,441,831 | 158.4 | 939,721 | 65.2 | 1,149,392 | 122.3 | 1,528,721 | 133.0 |
| | 計 | 31,708,443 | 98.6 | 30,559,360 | 96.4 | 28,956,367 | 94.8 | 28,327,687 | 97.8 | 27,114,034 | 95.7 | 27,211,228 | 100.4 |
| | | 2,191,650,405 | 99.8 | 2,058,991,640 | 93.9 | 1,987,898,072 | 96.5 | 1,911,180,431 | 96.1 | 1,834,660,657 | 96.0 | 1,940,032,265 | 105.7 |
| 一日平均 取扱高 | 122,901 | 97.5 | 119,373 | 97.1 | 114,452 | 95.9 | 114,687 | 100.2 | 112,041 | 97.7 | 113,380 | 101.2 | |
| | 8,494,769 | 98.6 | 8,042,936 | 94.7 | 7,857,305 | 97.7 | 7,737,573 | 98.5 | 7,581,242 | 98.0 | 8,083,468 | 106.6 | |

青 果 の 部

秋田市公設地方卸売市場

青果総括表

令和3年1月～令和3年12月

上段 = 数量、下段 = 金額
 単位：数量 = kg、金額 = 円

| 種 別 項 目 | | 野 菜 | 果 実 | 加 工 品 | 合 計 |
|---------------------|---------------|---------------|-----------------------------|----------------------------|------------------------|
| | | 年 間 取 扱 高 | 29,937,321 7,493,896,426 | 9,508,069 3,212,495,602 | 530,301 181,184,947 |
| 一 日 平 均 取 扱 高 | 116,488 | 36,996 | 2,063 | 155,547 | |
| | 29,159,130 | 12,499,983 | 705,000 | 42,364,113 | |
| 平 均 単 価 (kg 当 り) | 250 | 338 | 342 | 272 | |
| 委 託 | 11,014,095 | 1,460,283 | 439,091 | 12,913,469 | |
| | 2,865,355,445 | 590,391,322 | 107,264,415 | 3,563,011,182 | |
| 買 付 | 18,923,226 | 8,047,786 | 91,210 | 27,062,222 | |
| | 4,628,540,981 | 2,622,104,280 | 73,920,532 | 7,324,565,793 | |
| 比 率 | 数 量 (%) | 74.9 | 23.8 | 1.3 | 100.0 |
| | 金 額 (%) | 68.8 | 29.5 | 1.7 | 100.0 |

年間取扱高

令和3年1月～令和3年12月

上段 = 数量、下段 = 金額
 単位：数量 = kg、金額 = 円

| 種別 | | 月別 | | | | | | | | | | | | |
|------|----------------|---------------|-------------|-------------|-------------|-------------|-------------|---------------|-------------|-------------|-------------|-------------|---------------|-------------|
| | | 合計 | 1月 | 2月 | 3月 | 4月 | 5月 | 6月 | 7月 | 8月 | 9月 | 10月 | 11月 | 12月 |
| 野 | 県内 | 5,133,651 | 194,977 | 164,142 | 180,219 | 128,595 | 161,891 | 346,062 | 1,103,117 | 869,266 | 638,467 | 628,741 | 407,189 | 310,985 |
| | | 1,827,069,587 | 91,360,933 | 85,652,662 | 95,416,425 | 75,446,944 | 97,890,720 | 146,450,828 | 285,691,815 | 277,212,560 | 254,047,926 | 188,258,973 | 118,914,322 | 110,725,479 |
| 菜 | 県外 | 24,803,672 | 2,004,571 | 2,145,327 | 2,373,740 | 2,712,707 | 2,433,191 | 2,261,928 | 1,728,120 | 1,471,192 | 1,700,747 | 1,990,224 | 1,835,812 | 2,146,113 |
| | | 5,666,826,839 | 489,733,266 | 492,601,014 | 554,471,009 | 600,462,742 | 564,455,028 | 555,486,566 | 395,858,520 | 306,810,016 | 382,684,421 | 369,885,135 | 405,354,854 | 549,024,268 |
| 実 | 計 | 29,937,323 | 2,199,548 | 2,309,469 | 2,553,959 | 2,841,302 | 2,595,082 | 2,607,990 | 2,831,237 | 2,340,458 | 2,339,214 | 2,618,965 | 2,243,001 | 2,457,098 |
| | | 7,493,896,426 | 581,094,199 | 578,253,676 | 649,887,434 | 675,909,686 | 662,345,748 | 701,937,394 | 681,550,335 | 584,022,576 | 636,732,347 | 558,144,108 | 524,269,176 | 659,749,747 |
| 果 | 県内 | 2,530,291 | 161,117 | 176,459 | 61,971 | 4,511 | 13,744 | 35,693 | 495,634 | 625,061 | 317,183 | 278,229 | 206,636 | 154,053 |
| | | 903,535,514 | 32,341,185 | 32,379,466 | 11,150,039 | 770,980 | 4,924,572 | 48,887,484 | 208,915,116 | 194,340,687 | 136,440,112 | 112,295,514 | 75,525,796 | 45,564,563 |
| 実 | 県外 | 6,977,779 | 539,574 | 516,309 | 567,010 | 623,055 | 668,480 | 633,941 | 520,574 | 492,765 | 442,036 | 500,632 | 679,948 | 793,455 |
| | | 2,308,960,088 | 165,421,634 | 167,503,534 | 199,719,174 | 204,965,850 | 224,479,513 | 218,662,803 | 166,858,304 | 186,572,172 | 158,383,325 | 142,340,139 | 200,170,624 | 273,883,016 |
| 加 | 計 | 9,508,070 | 700,691 | 692,768 | 628,981 | 627,566 | 682,224 | 669,634 | 1,016,208 | 1,117,826 | 759,219 | 778,861 | 886,584 | 947,508 |
| | | 3,212,495,602 | 197,762,819 | 199,883,000 | 210,869,213 | 205,736,830 | 229,404,085 | 267,550,287 | 375,773,420 | 380,912,859 | 294,823,437 | 254,635,653 | 275,696,420 | 319,447,579 |
| 工 | 県内 | 45,044 | 1,641 | 7,821 | 2,023 | 2,064 | 2,378 | 2,101 | 2,035 | 3,047 | 2,093 | 3,014 | 12,014 | 4,813 |
| | | 23,251,271 | 1,117,534 | 3,524,691 | 1,413,178 | 1,338,749 | 1,649,404 | 1,650,246 | 1,456,834 | 2,212,363 | 1,297,313 | 1,555,820 | 2,804,976 | 3,230,163 |
| 品 | 県外 | 485,256 | 39,487 | 37,725 | 39,922 | 39,846 | 40,526 | 38,301 | 37,648 | 33,801 | 35,500 | 40,546 | 54,559 | 47,395 |
| | | 157,933,676 | 16,346,741 | 14,355,584 | 12,837,914 | 11,923,196 | 12,141,122 | 11,791,239 | 10,880,453 | 9,494,065 | 9,297,255 | 11,615,609 | 14,511,846 | 22,738,652 |
| 品 | 計 | 530,300 | 41,128 | 45,546 | 41,945 | 41,910 | 42,904 | 40,402 | 39,683 | 36,848 | 37,593 | 43,560 | 66,573 | 52,208 |
| | | 181,184,947 | 17,464,275 | 17,880,275 | 14,251,092 | 13,261,945 | 13,790,526 | 13,441,485 | 12,337,287 | 11,706,428 | 10,594,568 | 13,171,429 | 17,316,822 | 25,968,815 |
| 県内合計 | | 7,708,986 | 357,735 | 348,422 | 244,213 | 135,170 | 178,013 | 383,856 | 1,600,786 | 1,497,374 | 957,743 | 909,984 | 625,839 | 469,851 |
| | 2,753,856,372 | 124,819,652 | 121,556,819 | 107,979,642 | 77,556,673 | 104,464,696 | 196,988,558 | 496,063,765 | 473,765,610 | 391,785,351 | 302,110,307 | 197,245,094 | 159,520,205 | |
| 県外合計 | | 32,266,707 | 2,583,632 | 2,699,361 | 2,980,672 | 3,375,608 | 3,142,197 | 2,934,170 | 2,286,342 | 1,997,758 | 2,178,283 | 2,531,402 | 2,570,319 | 2,986,963 |
| | 8,133,720,603 | 671,501,641 | 674,460,132 | 767,028,097 | 817,351,788 | 801,075,663 | 785,940,608 | 573,597,277 | 502,876,253 | 550,365,001 | 523,840,883 | 620,037,324 | 845,645,936 | |
| 総計 | | 39,975,693 | 2,941,367 | 3,047,783 | 3,224,885 | 3,510,778 | 3,320,210 | 3,318,026 | 3,887,128 | 3,495,132 | 3,136,026 | 3,441,386 | 3,196,158 | 3,456,814 |
| | 10,887,576,975 | 796,321,293 | 796,016,951 | 875,007,739 | 894,908,461 | 905,540,359 | 982,929,166 | 1,069,661,042 | 976,641,863 | 942,150,352 | 825,951,190 | 817,282,418 | 1,005,166,141 | |

一日平均種別月別取扱高

令和3年1月～令和3年12月

上段 = 数量、下段 = 金額
単位：数量 = kg、金額 = 円

| 月別 種別 | 合計 | 1月 | 2月 | 3月 | 4月 | 5月 | 6月 | 7月 | 8月 | 9月 | 10月 | 11月 | 12月 |
|----------|------------|------------|------------|------------|------------|------------|------------|------------|------------|------------|------------|------------|------------|
| 野菜 | 116,488 | 109,977 | 115,473 | 111,042 | 129,150 | 123,575 | 124,190 | 123,097 | 117,023 | 116,961 | 119,044 | 101,955 | 106,830 |
| | 29,159,130 | 29,054,710 | 28,912,684 | 28,255,975 | 30,723,168 | 31,540,274 | 33,425,590 | 29,632,623 | 29,201,129 | 31,836,617 | 25,370,187 | 23,830,417 | 28,684,772 |
| 果実 | 36,996 | 35,035 | 34,638 | 27,347 | 28,526 | 32,487 | 31,887 | 44,183 | 55,891 | 37,961 | 35,403 | 40,299 | 41,196 |
| | 12,499,983 | 9,888,141 | 9,994,150 | 9,168,227 | 9,351,674 | 10,924,004 | 12,740,490 | 16,337,975 | 19,045,643 | 14,741,172 | 11,574,348 | 12,531,655 | 13,889,025 |
| 加工品 | 2,063 | 2,056 | 2,277 | 1,824 | 1,905 | 2,043 | 1,924 | 1,725 | 1,842 | 1,880 | 1,980 | 3,026 | 2,270 |
| | 705,000 | 873,214 | 894,014 | 619,613 | 602,816 | 656,692 | 640,071 | 536,404 | 585,321 | 529,728 | 598,701 | 787,128 | 1,129,079 |
| 一日平均 | 155,547 | 147,068 | 152,389 | 140,212 | 159,581 | 158,105 | 158,001 | 169,006 | 174,757 | 156,801 | 156,427 | 145,280 | 150,296 |
| | 42,364,113 | 39,816,065 | 39,800,848 | 38,043,815 | 40,677,657 | 43,120,969 | 46,806,151 | 46,507,002 | 48,832,093 | 47,107,518 | 37,543,236 | 37,149,201 | 43,702,876 |

種別産地別月別取扱高

令和3年1月～令和3年12月

上段 = 数量、下段 = 金額
単位：数量 = kg、金額 = 円

| 種 別 産 地 名 | | 野 菜 | | 果 実 | | 加 工 品 | | 合 計 | |
|--------------|------|-----------|---------------|-------------|-------------|-------------|------------|------------|---------------|
| | | 数 量 | 金 額 | 数 量 | 金 額 | 数 量 | 金 額 | 数 量 | 金 額 |
| 秋 田 | 1 月 | 194,976 | 91,360,933 | 161,117 | 32,341,185 | 1,641 | 1,117,534 | 357,734 | 124,819,652 |
| | 2 月 | 164,142 | 85,652,662 | 176,459 | 32,379,466 | 7,821 | 3,524,691 | 348,422 | 121,556,819 |
| | 3 月 | 180,219 | 95,416,425 | 61,971 | 11,150,039 | 2,023 | 1,413,178 | 244,213 | 107,979,642 |
| | 4 月 | 128,595 | 75,446,944 | 4,511 | 770,980 | 2,064 | 1,338,749 | 135,170 | 77,556,673 |
| | 5 月 | 161,891 | 97,890,720 | 13,744 | 4,924,572 | 2,378 | 1,649,404 | 178,013 | 104,464,696 |
| | 6 月 | 346,062 | 146,450,828 | 35,693 | 48,887,484 | 2,101 | 1,650,246 | 383,856 | 196,988,558 |
| | 7 月 | 1,103,117 | 285,691,815 | 495,634 | 208,915,116 | 2,035 | 1,456,834 | 1,600,786 | 496,063,765 |
| | 8 月 | 869,266 | 277,212,560 | 625,061 | 194,340,687 | 3,047 | 2,212,363 | 1,497,374 | 473,765,610 |
| | 9 月 | 638,467 | 254,047,926 | 317,183 | 136,440,112 | 2,093 | 1,297,313 | 957,743 | 391,785,351 |
| | 10 月 | 628,740 | 188,258,973 | 278,229 | 112,295,514 | 3,014 | 1,555,820 | 909,983 | 302,110,307 |
| | 11 月 | 407,189 | 118,914,322 | 206,636 | 75,525,796 | 12,014 | 2,804,976 | 625,839 | 197,245,094 |
| | 12 月 | 310,985 | 110,725,479 | 154,053 | 45,564,563 | 4,813 | 3,230,163 | 469,851 | 159,520,205 |
| | 合 計 | 5,133,651 | 1,827,069,587 | 2,530,290 | 903,535,514 | 45,044 | 23,251,271 | 7,708,985 | 2,753,856,372 |
| 北 海 道 | 1 月 | 499,624 | 51,473,828 | | | 74 | 48,254 | 499,698 | 51,522,082 |
| | 2 月 | 455,919 | 51,113,367 | | | 18 | 12,312 | 455,937 | 51,125,679 |
| | 3 月 | 531,546 | 57,547,613 | | | 33 | 29,355 | 531,579 | 57,576,968 |
| | 4 月 | 527,181 | 56,028,497 | | | 116 | 137,045 | 527,297 | 56,165,542 |
| | 5 月 | 127,162 | 13,280,570 | | | 138 | 123,253 | 127,300 | 13,403,823 |
| | 6 月 | 44,202 | 5,903,707 | 48 | 56,160 | 922 | 566,818 | 45,172 | 6,526,685 |
| | 7 月 | 21,405 | 8,412,421 | 16 | 8,640 | 342 | 288,707 | 21,763 | 8,709,768 |
| | 8 月 | 428,682 | 60,471,708 | 1,698 | 686,232 | 256 | 288,742 | 430,636 | 61,446,682 |
| | 9 月 | 572,269 | 81,967,688 | 1,045 | 701,460 | 34 | 38,622 | 573,348 | 82,707,770 |
| | 10 月 | 640,975 | 81,070,602 | 285 | 354,996 | 44 | 39,657 | 641,304 | 81,465,255 |
| | 11 月 | 453,773 | 77,611,334 | 15 | 68,040 | 421 | 179,118 | 454,209 | 77,858,492 |
| | 12 月 | 542,095 | 103,947,755 | | | 32 | 22,464 | 542,127 | 103,970,219 |
| | 合 計 | 4,844,832 | 648,829,090 | 3,107 | 1,875,528 | 2,429 | 1,774,347 | 4,850,368 | 652,478,965 |
| 青 森 | 1 月 | 87,554 | 30,766,402 | 12,176 | 3,548,059 | 4,239 | 1,577,164 | 103,969 | 35,891,625 |
| | 2 月 | 89,289 | 31,617,525 | 16,986 | 4,782,757 | 4,127 | 1,510,756 | 110,402 | 37,911,038 |
| | 3 月 | 92,047 | 30,492,022 | 69,508 | 18,870,232 | 4,273 | 1,553,660 | 165,828 | 50,915,914 |
| | 4 月 | 74,619 | 25,054,176 | 101,818 | 25,379,360 | 4,461 | 1,703,483 | 180,898 | 52,137,019 |
| | 5 月 | 130,220 | 35,595,361 | 90,713 | 24,518,820 | 4,404 | 1,606,535 | 225,337 | 61,720,716 |
| | 6 月 | 310,119 | 56,635,252 | 69,372 | 26,964,459 | 4,201 | 1,600,365 | 383,692 | 85,200,076 |
| | 7 月 | 505,199 | 78,652,773 | 43,765 | 16,358,166 | 4,331 | 1,569,319 | 553,295 | 96,580,258 |
| | 8 月 | 454,142 | 68,542,867 | 55,481 | 22,247,320 | 3,700 | 1,373,710 | 513,323 | 92,163,897 |
| | 9 月 | 608,164 | 97,764,548 | 47,413 | 16,480,909 | 4,057 | 1,501,364 | 659,634 | 115,746,821 |
| | 10 月 | 591,738 | 71,815,321 | 42,121 | 14,870,648 | 4,426 | 1,629,313 | 638,285 | 88,315,282 |
| | 11 月 | 338,197 | 46,384,020 | 58,420 | 20,690,910 | 4,431 | 1,610,381 | 401,048 | 68,685,311 |
| | 12 月 | 110,574 | 36,636,694 | 6,668 | 3,864,361 | 4,488 | 1,674,783 | 121,730 | 42,175,838 |
| | | 合 計 | 3,391,864 | 609,956,961 | 614,441 | 198,576,001 | 51,137 | 18,910,833 | 4,057,442 |

種別産地別月別取扱高

令和3年1月～令和3年12月

上段 = 数量、下段 = 金額
単位：数量 = kg、金額 = 円

| 種 別 | | 野 菜 | | 果 実 | | 加 工 品 | | 合 計 | |
|-------|------|-----------|-------------|--------|------------|--------|------------|-----------|-------------|
| 産 地 名 | 月 別 | 数 量 | 金 額 | 数 量 | 金 額 | 数 量 | 金 額 | 数 量 | 金 額 |
| 岩 手 | 1 月 | 2,593 | 736,576 | | | 6,023 | 834,680 | 8,616 | 1,571,256 |
| | 2 月 | 99 | 63,294 | | | 5,811 | 819,622 | 5,910 | 882,916 |
| | 3 月 | 65 | 42,958 | | | 6,380 | 886,027 | 6,445 | 928,985 |
| | 4 月 | 6,618 | 1,759,407 | | | 6,700 | 852,337 | 13,318 | 2,611,744 |
| | 5 月 | 33,842 | 6,094,662 | | | 6,102 | 843,560 | 39,944 | 6,938,222 |
| | 6 月 | 99,279 | 17,531,827 | | | 5,754 | 805,110 | 105,033 | 18,336,937 |
| | 7 月 | 233,845 | 32,010,826 | | | 6,000 | 819,927 | 239,845 | 32,830,753 |
| | 8 月 | 205,606 | 32,548,704 | 266 | 136,458 | 5,176 | 701,799 | 211,048 | 33,386,961 |
| | 9 月 | 168,834 | 37,021,686 | 4,916 | 2,004,372 | 5,624 | 781,714 | 179,374 | 39,807,772 |
| | 10 月 | 223,545 | 21,034,754 | 1,440 | 631,422 | 6,287 | 861,598 | 231,272 | 22,527,774 |
| | 11 月 | 56,347 | 4,906,024 | 753 | 318,060 | 6,451 | 906,457 | 63,551 | 6,130,541 |
| | 12 月 | 4,491 | 1,241,641 | 588 | 249,912 | 6,337 | 927,504 | 11,416 | 2,419,057 |
| | 合 計 | 1,035,164 | 154,992,359 | 7,963 | 3,340,224 | 72,644 | 10,040,335 | 1,115,771 | 168,372,918 |
| 宮 城 | 1 月 | 60,717 | 36,661,967 | 4,992 | 7,608,310 | 502 | 663,044 | 66,211 | 44,933,321 |
| | 2 月 | 57,956 | 28,599,868 | 6,645 | 9,776,035 | 169 | 42,714 | 64,770 | 38,418,617 |
| | 3 月 | 85,120 | 32,419,641 | 7,794 | 11,789,561 | 22 | 52,812 | 92,936 | 44,262,014 |
| | 4 月 | 144,225 | 48,668,275 | 10,432 | 14,324,386 | 11 | 27,972 | 154,668 | 63,020,633 |
| | 5 月 | 214,877 | 64,361,324 | 10,277 | 12,812,202 | 10 | 25,704 | 225,164 | 77,199,230 |
| | 6 月 | 220,453 | 69,866,588 | 6,192 | 7,410,605 | 4 | 10,516 | 226,649 | 77,287,709 |
| | 7 月 | 154,079 | 46,264,453 | 1,196 | 1,575,666 | 24 | 2,074 | 155,299 | 47,842,193 |
| | 8 月 | 66,074 | 25,782,021 | 1,199 | 1,582,124 | 126 | 26,535 | 67,399 | 27,390,680 |
| | 9 月 | 110,414 | 48,805,849 | 1,020 | 1,321,002 | 56 | 11,793 | 111,490 | 50,138,644 |
| | 10 月 | 136,375 | 49,661,717 | 1,935 | 2,095,154 | 122 | 25,693 | 138,432 | 51,782,564 |
| | 11 月 | 133,985 | 53,360,660 | 2,181 | 3,530,931 | 8 | 20,790 | 136,174 | 56,912,381 |
| | 12 月 | 79,159 | 45,431,129 | 2,201 | 5,518,126 | 990 | 2,010,926 | 82,350 | 52,960,181 |
| | 合 計 | 1,463,433 | 549,883,492 | 56,065 | 79,344,102 | 2,044 | 2,920,573 | 1,521,542 | 632,148,167 |
| 山 形 | 1 月 | 17,763 | 6,470,753 | 130 | 64,368 | 25 | 45,661 | 17,918 | 6,580,782 |
| | 2 月 | 17,740 | 3,989,058 | 817 | 134,784 | 36 | 66,265 | 18,593 | 4,190,107 |
| | 3 月 | 5,373 | 2,730,942 | | | 76 | 117,232 | 5,449 | 2,848,174 |
| | 4 月 | 5,504 | 2,730,569 | 722 | 1,048,896 | 68 | 121,325 | 6,294 | 3,900,790 |
| | 5 月 | 10,521 | 5,150,535 | 2,582 | 3,483,216 | 41 | 72,650 | 13,144 | 8,706,401 |
| | 6 月 | 17,051 | 7,205,799 | 497 | 753,708 | 43 | 76,031 | 17,591 | 8,035,538 |
| | 7 月 | 17,102 | 6,053,081 | 9,351 | 5,454,405 | 47 | 83,946 | 26,500 | 11,591,432 |
| | 8 月 | 7,846 | 3,499,047 | 7,916 | 5,328,321 | 37 | 63,439 | 15,799 | 8,890,807 |
| | 9 月 | 9,006 | 4,688,365 | 4,561 | 1,971,960 | 22 | 38,869 | 13,589 | 6,699,194 |
| | 10 月 | 19,429 | 5,194,268 | 12,793 | 5,466,755 | 36 | 63,276 | 32,258 | 10,724,299 |
| | 11 月 | 25,151 | 5,427,291 | 24,322 | 6,837,728 | 14,170 | 1,236,534 | 63,643 | 13,501,553 |
| | 12 月 | 13,748 | 5,371,917 | 2,105 | 1,272,672 | 2,722 | 532,330 | 18,575 | 7,176,919 |
| | 合 計 | 166,233 | 58,511,625 | 65,796 | 31,816,813 | 17,322 | 2,517,558 | 249,351 | 92,845,996 |

種別産地別月別取扱高

令和3年1月～令和3年12月

上段 = 数量、下段 = 金額
単位：数量 = kg、金額 = 円

| 種 別 | | 野 菜 | | 果 実 | | 加 工 品 | | 合 計 | |
|-------|------|-----------|-------------|---------|-------------|---------|------------|-----------|-------------|
| 産 地 名 | 月 別 | 数 量 | 金 額 | 数 量 | 金 額 | 数 量 | 金 額 | 数 量 | 金 額 |
| 福 島 | 1 月 | 4,492 | 3,011,466 | | | 21,329 | 4,383,245 | 25,821 | 7,394,711 |
| | 2 月 | 4,793 | 3,182,921 | | | 20,378 | 4,579,783 | 25,171 | 7,762,704 |
| | 3 月 | 4,967 | 3,225,061 | | | 21,666 | 3,298,500 | 26,633 | 6,523,561 |
| | 4 月 | 5,149 | 3,485,787 | | | 21,652 | 3,024,330 | 26,801 | 6,510,117 |
| | 5 月 | 8,512 | 5,603,873 | | | 21,716 | 3,055,080 | 30,228 | 8,658,953 |
| | 6 月 | 14,532 | 7,201,675 | 525 | 320,868 | 20,293 | 2,900,023 | 35,350 | 10,422,566 |
| | 7 月 | 7,274 | 4,827,445 | 6,604 | 3,934,290 | 20,295 | 2,894,709 | 34,173 | 11,656,444 |
| | 8 月 | 5,234 | 3,433,822 | 11,590 | 6,888,348 | 18,651 | 2,656,890 | 35,475 | 12,979,060 |
| | 9 月 | 6,708 | 4,602,252 | 5,506 | 5,824,656 | 21,014 | 2,956,364 | 33,228 | 13,383,272 |
| | 10 月 | 7,082 | 4,766,446 | 598 | 761,076 | 23,448 | 3,269,453 | 31,128 | 8,796,975 |
| | 11 月 | 4,981 | 3,303,305 | 1,076 | 660,528 | 22,114 | 3,137,636 | 28,171 | 7,101,469 |
| | 12 月 | 5,158 | 3,444,775 | | | 22,353 | 4,732,105 | 27,511 | 8,176,880 |
| | 合計 | 78,883 | 50,088,828 | 25,899 | 18,389,766 | 254,907 | 40,888,118 | 359,689 | 109,366,712 |
| 茨 城 | 1 月 | 436,296 | 55,829,781 | 10 | 16,524 | 446 | 1,024,466 | 436,752 | 56,870,771 |
| | 2 月 | 444,919 | 53,248,152 | 266 | 365,904 | 300 | 740,448 | 445,485 | 54,354,504 |
| | 3 月 | 385,535 | 61,105,251 | 1,019 | 672,408 | 158 | 349,661 | 386,712 | 62,127,320 |
| | 4 月 | 423,531 | 69,735,173 | 13,162 | 7,011,954 | 11 | 24,948 | 436,704 | 76,772,075 |
| | 5 月 | 442,420 | 70,469,596 | 63,456 | 30,723,894 | | | 505,876 | 101,193,490 |
| | 6 月 | 404,463 | 91,876,346 | 74,366 | 29,341,332 | | | 478,829 | 121,217,678 |
| | 7 月 | 323,124 | 74,721,190 | 9,790 | 3,374,244 | 1 | 3,888 | 332,915 | 78,099,322 |
| | 8 月 | 106,808 | 32,525,793 | 561 | 218,484 | | | 107,369 | 32,744,277 |
| | 9 月 | 83,158 | 35,787,791 | 1,721 | 763,894 | | | 84,879 | 36,551,685 |
| | 10 月 | 195,474 | 42,736,733 | 187 | 155,520 | 257 | 447,876 | 195,918 | 43,340,129 |
| | 11 月 | 284,117 | 49,748,911 | 300 | 142,560 | 805 | 1,379,290 | 285,222 | 51,270,761 |
| | 12 月 | 429,819 | 58,371,936 | | | 458 | 1,437,307 | 430,277 | 59,809,243 |
| | 合計 | 3,959,664 | 696,156,653 | 164,838 | 72,786,718 | 2,435 | 5,407,884 | 4,126,937 | 774,351,255 |
| 栃 木 | 1 月 | 104,082 | 37,715,274 | 28,179 | 37,458,696 | 24 | 30,046 | 132,285 | 75,204,016 |
| | 2 月 | 151,516 | 45,935,119 | 22,522 | 29,529,468 | 5 | 6,696 | 174,043 | 75,471,283 |
| | 3 月 | 201,367 | 61,631,071 | 28,397 | 38,301,767 | 14 | 27,232 | 229,778 | 99,960,070 |
| | 4 月 | 301,349 | 74,523,417 | 26,864 | 28,003,654 | 9 | 13,597 | 328,222 | 102,540,668 |
| | 5 月 | 318,890 | 75,599,611 | 14,776 | 13,425,491 | 11 | 5,265 | 333,677 | 89,030,367 |
| | 6 月 | 301,321 | 76,131,537 | 404 | 622,296 | 5 | 5,470 | 301,730 | 76,759,303 |
| | 7 月 | 64,012 | 21,188,151 | 399 | 677,268 | 4 | 7,236 | 64,415 | 21,872,655 |
| | 8 月 | 8,994 | 6,065,099 | 15,576 | 8,279,388 | 3 | 2,430 | 24,573 | 14,346,917 |
| | 9 月 | 9,119 | 6,836,611 | 3,099 | 1,353,780 | 3 | 6,480 | 12,221 | 8,196,871 |
| | 10 月 | 16,501 | 9,350,281 | 335 | 167,400 | 4 | 7,236 | 16,840 | 9,524,917 |
| | 11 月 | 59,287 | 22,979,896 | 5,226 | 8,302,337 | 2 | 4,190 | 64,515 | 31,286,423 |
| | 12 月 | 122,453 | 43,190,446 | 23,185 | 51,676,786 | 6 | 12,128 | 145,644 | 94,879,360 |
| | 合計 | 1,658,889 | 481,146,513 | 168,962 | 217,798,331 | 90 | 128,006 | 1,827,941 | 699,072,850 |

種別産地別月別取扱高

令和3年1月～令和3年12月

上段 = 数量、下段 = 金額
単位：数量 = kg、金額 = 円

| 種 別 | | 野 菜 | | 果 実 | | 加 工 品 | | 合 計 | |
|-------|------|---------|------------|-------------|------------|------------|-----------|-----------|------------|
| 産 地 名 | 月 別 | 数 量 | 金 額 | 数 量 | 金 額 | 数 量 | 金 額 | 数 量 | 金 額 |
| 群 馬 | 1 月 | 69,717 | 33,766,835 | 186 | 203,256 | 102 | 47,542 | 70,005 | 34,017,633 |
| | 2 月 | 78,155 | 31,104,648 | 2,563 | 2,995,272 | 316 | 201,996 | 81,034 | 34,301,916 |
| | 3 月 | 71,594 | 25,523,302 | 1,415 | 1,885,378 | 170 | 59,585 | 73,179 | 27,468,265 |
| | 4 月 | 50,479 | 21,362,638 | 2,856 | 2,677,374 | 115 | 57,027 | 53,450 | 24,097,039 |
| | 5 月 | 48,890 | 13,573,076 | 688 | 332,208 | 167 | 64,141 | 49,745 | 13,969,425 |
| | 6 月 | 54,928 | 22,566,149 | 516 | 220,752 | 266 | 88,670 | 55,710 | 22,875,571 |
| | 7 月 | 58,058 | 22,630,308 | | | 197 | 72,575 | 58,255 | 22,702,883 |
| | 8 月 | 58,678 | 17,958,300 | | | 138 | 65,291 | 58,816 | 18,023,591 |
| | 9 月 | 47,248 | 14,755,943 | | | 89 | 29,419 | 47,337 | 14,785,362 |
| | 10 月 | 38,251 | 11,749,532 | | | 130 | 43,630 | 38,381 | 11,793,162 |
| | 11 月 | 51,133 | 16,606,691 | | | 228 | 82,559 | 51,361 | 16,689,250 |
| | 12 月 | 59,489 | 21,272,463 | 277 | 419,688 | 220 | 87,167 | 59,986 | 21,779,318 |
| | 合計 | | 686,621 | 252,869,885 | 8,500 | 8,733,928 | 2,139 | 899,602 | 697,260 |
| 埼 玉 | 1 月 | 43,298 | 19,177,447 | | | | | 43,298 | 19,177,447 |
| | 2 月 | 50,453 | 17,731,495 | | | | | 50,453 | 17,731,495 |
| | 3 月 | 32,687 | 10,796,135 | | | | | 32,687 | 10,796,135 |
| | 4 月 | 61,969 | 22,200,521 | | | | | 61,969 | 22,200,521 |
| | 5 月 | 51,069 | 18,164,278 | | | 4 | 3,111 | 51,073 | 18,167,389 |
| | 6 月 | 18,244 | 7,000,515 | | | | | 18,244 | 7,000,515 |
| | 7 月 | 8,552 | 3,493,389 | | | | | 8,552 | 3,493,389 |
| | 8 月 | 653 | 119,785 | 9,674 | 4,949,251 | | | 10,327 | 5,069,036 |
| | 9 月 | 855 | 202,805 | 16 | 12,960 | | | 871 | 215,765 |
| | 10 月 | 3,093 | 778,445 | | | | | 3,093 | 778,445 |
| | 11 月 | 25,438 | 8,883,917 | | | | | 25,438 | 8,883,917 |
| | 12 月 | 49,890 | 16,139,515 | | | | | 49,890 | 16,139,515 |
| | 合計 | | 346,203 | 124,688,247 | 9,690 | 4,962,211 | 4 | 3,111 | 355,897 |
| 千 葉 | 1 月 | 271,881 | 60,674,484 | | | 576 | 1,698,419 | 272,457 | 62,372,903 |
| | 2 月 | 309,624 | 62,725,398 | 36 | 43,200 | 149 | 362,027 | 309,809 | 63,130,625 |
| | 3 月 | 314,309 | 66,037,963 | | | 107 | 170,538 | 314,416 | 66,208,501 |
| | 4 月 | 210,246 | 44,037,067 | 36 | 43,200 | 76 | 139,006 | 210,358 | 44,219,273 |
| | 5 月 | 253,880 | 41,803,174 | 8,673 | 3,030,782 | 46 | 34,386 | 262,599 | 44,868,342 |
| | 6 月 | 122,443 | 25,954,707 | 34,693 | 14,742,972 | 42 | 21,168 | 157,178 | 40,718,847 |
| | 7 月 | 25,542 | 8,519,305 | 8,661 | 3,489,480 | 12 | 6,048 | 34,215 | 12,014,833 |
| | 8 月 | 3,958 | 2,073,901 | 1,138 | 379,058 | | | 5,096 | 2,452,959 |
| | 9 月 | 15,555 | 8,401,705 | 832 | 409,320 | 1 | 2,176 | 16,388 | 8,813,201 |
| | 10 月 | 27,106 | 11,994,744 | 80 | 39,096 | | | 27,186 | 12,033,840 |
| | 11 月 | 233,057 | 31,122,201 | 22 | 14,580 | 86 | 297,211 | 233,165 | 31,433,992 |
| | 12 月 | 356,743 | 49,417,764 | | | 128 | 245,978 | 356,871 | 49,663,742 |
| | 合計 | | 2,144,343 | 412,762,413 | 54,172 | 22,191,688 | 1,223 | 2,976,957 | 2,199,738 |

種別産地別月別取扱高

令和3年1月～令和3年12月

上段 = 数量、下段 = 金額
単位：数量 = kg、金額 = 円

| 種 別 産 地 名 | | 野 菜 | | 果 実 | | 加 工 品 | | 合 計 | |
|--------------|------|---------|-------------|--------|------------|-------|---------|---------|-------------|
| | | 数 量 | 金 額 | 数 量 | 金 額 | 数 量 | 金 額 | 数 量 | 金 額 |
| 東 京 | 1 月 | 14 | 18,129 | 45 | 93,312 | 93 | 96,992 | 152 | 208,433 |
| | 2 月 | 186 | 123,521 | | | 78 | 81,778 | 264 | 205,299 |
| | 3 月 | 696 | 316,826 | | | 75 | 78,083 | 771 | 394,909 |
| | 4 月 | 426 | 439,597 | | | 99 | 100,844 | 525 | 540,441 |
| | 5 月 | 111 | 59,724 | | | 54 | 56,247 | 165 | 115,971 |
| | 6 月 | 2,554 | 401,314 | | | | | 2,554 | 401,314 |
| | 7 月 | 2 | 11,495 | | | | | 2 | 11,495 |
| | 8 月 | 3 | 13,978 | | | | | 3 | 13,978 |
| | 9 月 | 3 | 7,846 | | | 9 | 13,737 | 12 | 21,583 |
| | 10 月 | 46 | 61,412 | | | 15 | 34,045 | 61 | 95,457 |
| | 11 月 | 64 | 95,398 | | | 34 | 37,909 | 98 | 133,307 |
| | 12 月 | 791 | 153,834 | | | 49 | 51,646 | 840 | 205,480 |
| | 合計 | 4,895 | 1,703,074 | 45 | 93,312 | 507 | 551,281 | 5,447 | 2,347,667 |
| 神 奈 川 | 1 月 | 44,923 | 8,312,711 | 19,513 | 2,314,494 | 340 | 182,520 | 64,776 | 10,809,725 |
| | 2 月 | 27,518 | 6,662,676 | 38,918 | 9,564,696 | 120 | 49,140 | 66,556 | 16,276,512 |
| | 3 月 | 34,907 | 5,478,806 | 507 | 354,218 | | | 35,414 | 5,833,024 |
| | 4 月 | 73,870 | 5,976,703 | 1,899 | 1,028,549 | | | 75,769 | 7,005,252 |
| | 5 月 | 12,968 | 1,493,297 | | | | | 12,968 | 1,493,297 |
| | 6 月 | 2,228 | 874,445 | 2,136 | 1,001,808 | | | 4,364 | 1,876,253 |
| | 7 月 | 1,374 | 596,535 | 4,077 | 1,103,242 | | | 5,451 | 1,699,777 |
| | 8 月 | 114 | 117,555 | | | | | 114 | 117,555 |
| | 9 月 | 133 | 116,547 | | | | | 133 | 116,547 |
| | 10 月 | 363 | 210,098 | | | | | 363 | 210,098 |
| | 11 月 | 2,927 | 338,892 | | | | | 2,927 | 338,892 |
| | 12 月 | 11,036 | 740,564 | 520 | 51,408 | 230 | 133,920 | 11,786 | 925,892 |
| | 合計 | 212,360 | 30,918,829 | 67,569 | 15,418,415 | 690 | 365,580 | 280,619 | 46,702,824 |
| 新 潟 | 1 月 | 13,645 | 9,139,672 | | | 8 | 6,480 | 13,653 | 9,146,152 |
| | 2 月 | 13,028 | 8,165,055 | | | 8 | 6,912 | 13,036 | 8,171,967 |
| | 3 月 | 15,037 | 7,731,572 | | | | | 15,037 | 7,731,572 |
| | 4 月 | 14,362 | 6,836,823 | | | | | 14,362 | 6,836,823 |
| | 5 月 | 13,324 | 6,754,455 | | | 48 | 25,920 | 13,372 | 6,780,375 |
| | 6 月 | 11,600 | 5,900,834 | 12,599 | 3,682,152 | 35 | 18,684 | 24,234 | 9,601,670 |
| | 7 月 | 11,897 | 5,781,519 | 32,648 | 7,499,196 | 192 | 41,472 | 44,737 | 13,322,187 |
| | 8 月 | 11,644 | 6,588,828 | 5,928 | 2,214,756 | 14 | 5,292 | 17,586 | 8,808,876 |
| | 9 月 | 10,264 | 7,011,446 | 4,287 | 2,440,459 | 3 | 4,536 | 14,554 | 9,456,441 |
| | 10 月 | 16,440 | 11,928,214 | 7,397 | 4,336,534 | 83 | 169,981 | 23,920 | 16,434,729 |
| | 11 月 | 14,888 | 10,460,257 | 9,396 | 4,984,434 | 214 | 345,924 | 24,498 | 15,790,615 |
| | 12 月 | 22,269 | 17,898,244 | 1,966 | 1,832,274 | 66 | 87,113 | 24,301 | 19,817,631 |
| | 合計 | 168,399 | 104,196,919 | 74,221 | 26,989,805 | 670 | 712,314 | 243,290 | 131,899,038 |

種別産地別月別取扱高

令和3年1月～令和3年12月

上段 = 数量、下段 = 金額
単位：数量 = kg、金額 = 円

| 種 別 | | 野 菜 | | 果 実 | | 加 工 品 | | 合 計 | |
|-------|------|--------|-----------|--------|-------------|-------|-----------|---------|-------------|
| 産 地 名 | 月 別 | 数 量 | 金 額 | 数 量 | 金 額 | 数 量 | 金 額 | 数 量 | 金 額 |
| 富 山 | 1 月 | | | | | | | | |
| | 2 月 | | | | | | | | |
| | 3 月 | | | | | | | | |
| | 4 月 | | | | | | | | |
| | 5 月 | | | | | | | | |
| | 6 月 | | | | | | | | |
| | 7 月 | | | | | | | | |
| | 8 月 | | | | | | | | |
| | 9 月 | | | | | | | | |
| | 10 月 | 2 | 3,456 | | | | | 2 | 3,456 |
| | 11 月 | | | | | | | | |
| | 12 月 | | | | | 5 | 22,680 | 5 | 22,680 |
| | 合 計 | 2 | 3,456 | | | 5 | 22,680 | 7 | 26,136 |
| 石 川 | 1 月 | 1 | 1,306 | | | | | 1 | 1,306 |
| | 2 月 | | 995 | | | | | | 995 |
| | 3 月 | 7 | 13,485 | | | 2 | 4,925 | 9 | 18,410 |
| | 4 月 | 241 | 247,404 | | | 9 | 47,304 | 250 | 294,708 |
| | 5 月 | 78 | 54,432 | | | | | 78 | 54,432 |
| | 6 月 | 17 | 18,369 | | | | | 17 | 18,369 |
| | 7 月 | 47 | 27,881 | | | | | 47 | 27,881 |
| | 8 月 | 1 | 5,033 | | | | | 1 | 5,033 |
| | 9 月 | | | | | | | | |
| | 10 月 | 33 | 60,480 | | | | | 33 | 60,480 |
| | 11 月 | 52 | 96,901 | | | 4 | 21,168 | 56 | 118,069 |
| | 12 月 | 39 | 100,148 | | | | | 39 | 100,148 |
| | 合 計 | 515 | 626,434 | | | 16 | 73,397 | 531 | 699,831 |
| 山 梨 | 1 月 | 1,914 | 907,258 | | | 14 | 12,150 | 1,928 | 919,408 |
| | 2 月 | 1,385 | 524,355 | 824 | 372,696 | | | 2,209 | 897,051 |
| | 3 月 | 1,026 | 369,545 | | | | | 1,026 | 369,545 |
| | 4 月 | 1,504 | 516,856 | | | | | 1,504 | 516,856 |
| | 5 月 | 1,186 | 464,472 | 261 | 592,812 | | | 1,447 | 1,057,284 |
| | 6 月 | 2,207 | 784,801 | 8,772 | 7,370,661 | | | 10,979 | 8,155,462 |
| | 7 月 | 848 | 334,456 | 25,305 | 20,572,895 | | | 26,153 | 20,907,351 |
| | 8 月 | 1,118 | 657,287 | 29,796 | 37,543,564 | | | 30,914 | 38,200,851 |
| | 9 月 | 1,631 | 1,169,697 | 18,388 | 28,844,313 | | | 20,019 | 30,014,010 |
| | 10 月 | 1,077 | 955,244 | 3,485 | 5,477,760 | 224 | 326,397 | 4,786 | 6,759,401 |
| | 11 月 | 971 | 903,586 | 203 | 311,040 | 177 | 333,450 | 1,351 | 1,548,076 |
| | 12 月 | 1,194 | 1,074,107 | 266 | 158,544 | 430 | 696,482 | 1,890 | 1,929,133 |
| | 合 計 | 16,060 | 8,661,664 | 87,299 | 101,244,285 | 845 | 1,368,479 | 104,204 | 111,274,428 |

種別産地別月別取扱高

令和3年1月～令和3年12月

上段 = 数量、下段 = 金額
単位：数量 = kg、金額 = 円

| 種 別 | | 野 菜 | | 果 実 | | 加 工 品 | | 合 計 | |
|-------|------|---------|------------|---------|------------|-------|-----------|---------|-------------|
| 産 地 名 | 月 別 | 数 量 | 金 額 | 数 量 | 金 額 | 数 量 | 金 額 | 数 量 | 金 額 |
| 長 野 | 1 月 | 4,106 | 1,938,347 | 513 | 415,368 | 505 | 1,366,654 | 5,124 | 3,720,369 |
| | 2 月 | 4,640 | 2,038,294 | 766 | 145,800 | 328 | 954,828 | 5,734 | 3,138,922 |
| | 3 月 | 4,509 | 1,592,254 | | | 5 | 14,904 | 4,514 | 1,607,158 |
| | 4 月 | 4,026 | 1,327,311 | | | | | 4,026 | 1,327,311 |
| | 5 月 | 30,044 | 5,727,232 | 109 | 485,352 | | | 30,153 | 6,212,584 |
| | 6 月 | 37,997 | 10,280,947 | 547 | 1,796,386 | | | 38,544 | 12,077,333 |
| | 7 月 | 45,091 | 6,883,703 | 1,039 | 1,626,112 | | | 46,130 | 8,509,815 |
| | 8 月 | 61,398 | 10,569,208 | 1,768 | 3,581,086 | | | 63,166 | 14,150,294 |
| | 9 月 | 31,059 | 9,400,368 | 5,748 | 9,890,241 | | | 36,807 | 19,290,609 |
| | 10 月 | 20,025 | 4,741,380 | 4,360 | 7,922,988 | | | 24,385 | 12,664,368 |
| | 11 月 | 6,120 | 1,858,419 | 2,711 | 6,392,952 | 9 | 34,128 | 8,840 | 8,285,499 |
| | 12 月 | 5,724 | 2,128,445 | 1,591 | 4,543,830 | 798 | 2,446,070 | 8,113 | 9,118,345 |
| | 合計 | 254,741 | 58,485,908 | 19,150 | 36,800,115 | 1,645 | 4,816,584 | 275,536 | 100,102,607 |
| 岐 阜 | 1 月 | 48 | 65,663 | | | | | 48 | 65,663 |
| | 2 月 | 84 | 102,463 | | | | | 84 | 102,463 |
| | 3 月 | 127 | 69,274 | | | | | 127 | 69,274 |
| | 4 月 | 52 | 69,996 | | | | | 52 | 69,996 |
| | 5 月 | 70 | 94,577 | | | | | 70 | 94,577 |
| | 6 月 | 59 | 80,445 | | | | | 59 | 80,445 |
| | 7 月 | 75 | 98,300 | | | | | 75 | 98,300 |
| | 8 月 | 3,259 | 1,695,090 | | | | | 3,259 | 1,695,090 |
| | 9 月 | 308 | 205,576 | | | | | 308 | 205,576 |
| | 10 月 | 162 | 172,909 | 50 | 32,400 | | | 212 | 205,309 |
| | 11 月 | 55 | 75,201 | | | | | 55 | 75,201 |
| | 12 月 | 76 | 108,887 | | | | | 76 | 108,887 |
| | 合計 | 4,375 | 2,838,381 | 50 | 32,400 | | | 4,425 | 2,870,781 |
| 静 岡 | 1 月 | 39,401 | 12,573,471 | 49,032 | 9,805,806 | | | 88,433 | 22,379,277 |
| | 2 月 | 40,585 | 11,600,891 | 68,813 | 17,694,018 | | | 109,398 | 29,294,909 |
| | 3 月 | 27,653 | 8,212,437 | 12,312 | 4,849,956 | | | 39,965 | 13,062,393 |
| | 4 月 | 11,949 | 6,455,821 | 707 | 531,684 | | | 12,656 | 6,987,505 |
| | 5 月 | 8,326 | 5,378,456 | 118 | 199,458 | | | 8,444 | 5,577,914 |
| | 6 月 | 7,019 | 3,789,244 | 948 | 1,359,191 | | | 7,967 | 5,148,435 |
| | 7 月 | 7,776 | 4,109,705 | | | | | 7,776 | 4,109,705 |
| | 8 月 | 3,789 | 2,552,744 | 64 | 49,140 | 1 | 3,780 | 3,854 | 2,605,664 |
| | 9 月 | 1,580 | 1,411,592 | 2,319 | 616,637 | | | 3,899 | 2,028,229 |
| | 10 月 | 599 | 643,726 | | | | | 599 | 643,726 |
| | 11 月 | 1,807 | 1,141,699 | 13,616 | 3,796,200 | | | 15,423 | 4,937,899 |
| | 12 月 | 21,450 | 8,489,087 | 6,984 | 1,843,927 | | | 28,434 | 10,333,014 |
| | 合計 | 171,933 | 66,358,873 | 154,914 | 40,746,017 | 1 | 3,780 | 326,848 | 107,108,670 |

種別産地別月別取扱高

令和3年1月～令和3年12月

上段 = 数量、下段 = 金額
単位：数量 = kg、金額 = 円

| 種 別 産 地 名 | | 野 菜 | | 果 実 | | 加 工 品 | | 合 計 | |
|--------------|------|---------|-------------|-------|-----------|-------|-----------|---------|-------------|
| | | 数 量 | 金 額 | 数 量 | 金 額 | 数 量 | 金 額 | 数 量 | 金 額 |
| 愛 知 | 1 月 | 37,954 | 15,262,350 | | | 188 | 280,714 | 38,142 | 15,543,064 |
| | 2 月 | 64,866 | 16,589,563 | 30 | 41,040 | 206 | 342,857 | 65,102 | 16,973,460 |
| | 3 月 | 83,456 | 19,486,633 | 872 | 508,442 | 320 | 402,149 | 84,648 | 20,397,224 |
| | 4 月 | 38,505 | 15,955,720 | 565 | 174,766 | 500 | 506,994 | 39,570 | 16,637,480 |
| | 5 月 | 26,843 | 14,551,647 | 159 | 183,924 | 417 | 421,911 | 27,419 | 15,157,482 |
| | 6 月 | 17,208 | 13,283,666 | 42 | 74,822 | 322 | 364,439 | 17,572 | 13,722,927 |
| | 7 月 | 7,528 | 11,998,128 | 92 | 130,810 | 330 | 283,214 | 7,950 | 12,412,152 |
| | 8 月 | 2,841 | 9,870,159 | 72 | 82,296 | 143 | 187,662 | 3,056 | 10,140,117 |
| | 9 月 | 2,556 | 6,218,743 | 91 | 94,651 | 117 | 173,729 | 2,764 | 6,487,123 |
| | 10 月 | 9,900 | 12,528,069 | 30 | 32,832 | 215 | 201,615 | 10,145 | 12,762,516 |
| | 11 月 | 12,077 | 13,498,477 | 440 | 179,280 | 160 | 228,096 | 12,677 | 13,905,853 |
| | 12 月 | 22,998 | 21,017,358 | 270 | 110,808 | 263 | 256,608 | 23,531 | 21,384,774 |
| | 合 計 | 326,731 | 170,260,513 | 2,663 | 1,613,671 | 3,182 | 3,649,988 | 332,576 | 175,524,172 |
| 三 重 | 1 月 | | | | | | | | |
| | 2 月 | | | | | | | | |
| | 3 月 | 120 | 40,176 | 370 | 77,922 | | | 490 | 118,098 |
| | 4 月 | 240 | 155,520 | 277 | 173,340 | | | 517 | 328,860 |
| | 5 月 | 3 | 7,182 | 275 | 132,408 | | | 278 | 139,590 |
| | 6 月 | | | | | | | | |
| | 7 月 | | | | | | | | |
| | 8 月 | 1 | 2,074 | | | | | 1 | 2,074 |
| | 9 月 | 1 | 2,565 | | | | | 1 | 2,565 |
| | 10 月 | | | | | | | | |
| | 11 月 | 11 | 4,212 | | | | | 11 | 4,212 |
| | 12 月 | 15 | 1,350 | | | | | 15 | 1,350 |
| | 合 計 | 391 | 213,079 | 922 | 383,670 | | | 1,313 | 596,749 |
| 滋 賀 | 1 月 | | | | | | | | |
| | 2 月 | | | | | | | | |
| | 3 月 | | | 1 | 378 | | | 1 | 378 |
| | 4 月 | | | | | | | | |
| | 5 月 | | | | | | | | |
| | 6 月 | | | | | | | | |
| | 7 月 | 1,740 | 216,000 | | | | | 1,740 | 216,000 |
| | 8 月 | | | | | | | | |
| | 9 月 | | | | | | | | |
| | 10 月 | | | | | | | | |
| | 11 月 | 48 | 34,992 | | | | | 48 | 34,992 |
| | 12 月 | | | | | 5 | 8,100 | 5 | 8,100 |
| | 合 計 | 1,788 | 250,992 | 1 | 378 | 5 | 8,100 | 1,794 | 259,470 |

種別産地別月別取扱高

令和3年1月～令和3年12月

上段 = 数量、下段 = 金額
単位：数量 = kg、金額 = 円

| 種 別 産 地 名 | | 野 菜 | | 果 実 | | 加 工 品 | | 合 計 | |
|--------------|------|---------|------------|-------|-----------|-------|---------|---------|------------|
| | | 数 量 | 金 額 | 数 量 | 金 額 | 数 量 | 金 額 | 数 量 | 金 額 |
| 京 都 | 1 月 | 121 | 70,918 | | | 13 | 18,923 | 134 | 89,841 |
| | 2 月 | 155 | 94,997 | | | 27 | 39,422 | 182 | 134,419 |
| | 3 月 | 205 | 119,702 | | | | | 205 | 119,702 |
| | 4 月 | 99 | 77,268 | | | | | 99 | 77,268 |
| | 5 月 | 70 | 62,165 | | | | | 70 | 62,165 |
| | 6 月 | 132 | 118,068 | | | | | 132 | 118,068 |
| | 7 月 | 161 | 176,634 | | | | | 161 | 176,634 |
| | 8 月 | 117 | 128,346 | | | | | 117 | 128,346 |
| | 9 月 | 89 | 141,135 | | | 58 | 81,904 | 147 | 223,039 |
| | 10 月 | 113 | 140,830 | | | | | 113 | 140,830 |
| | 11 月 | 209 | 180,491 | | | | | 209 | 180,491 |
| | 12 月 | 186 | 171,033 | | | | | 186 | 171,033 |
| | 合 計 | 1,657 | 1,481,587 | | | 98 | 140,249 | 1,755 | 1,621,836 |
| 大 阪 | 1 月 | 9 | 6,739 | | | | | 9 | 6,739 |
| | 2 月 | 23 | 16,092 | | | 192 | 39,915 | 215 | 56,007 |
| | 3 月 | 174 | 56,484 | | | 17 | 5,314 | 191 | 61,798 |
| | 4 月 | 522 | 167,940 | | | 22 | 9,072 | 544 | 177,012 |
| | 5 月 | 226 | 89,856 | 65 | 102,708 | 53 | 22,224 | 344 | 214,788 |
| | 6 月 | 123 | 70,362 | 1,253 | 1,645,942 | 53 | 22,229 | 1,429 | 1,738,533 |
| | 7 月 | 158 | 76,896 | 605 | 556,632 | 63 | 26,306 | 826 | 659,834 |
| | 8 月 | 109 | 35,338 | | | 415 | 135,690 | 524 | 171,028 |
| | 9 月 | 48 | 32,441 | | | 142 | 57,802 | 190 | 90,243 |
| | 10 月 | 47 | 16,762 | | | 9 | 3,628 | 56 | 20,390 |
| | 11 月 | 17 | 2,808 | | | | | 17 | 2,808 |
| | 12 月 | 12 | 16,632 | | | | | 12 | 16,632 |
| | 合 計 | 1,468 | 588,350 | 1,924 | 2,305,282 | 965 | 322,180 | 4,357 | 3,215,812 |
| 兵 庫 | 1 月 | 3,311 | 1,068,115 | 3 | 10,800 | | | 3,314 | 1,078,915 |
| | 2 月 | 592 | 216,784 | | | 6 | 5,670 | 598 | 222,454 |
| | 3 月 | 1,069 | 318,681 | | | | | 1,069 | 318,681 |
| | 4 月 | 1,401 | 275,194 | | | | | 1,401 | 275,194 |
| | 5 月 | 7,886 | 1,072,719 | | | | | 7,886 | 1,072,719 |
| | 6 月 | 43,680 | 5,801,641 | | | | | 43,680 | 5,801,641 |
| | 7 月 | 83,502 | 12,075,820 | | | | | 83,502 | 12,075,820 |
| | 8 月 | 9,220 | 1,313,766 | | | | | 9,220 | 1,313,766 |
| | 9 月 | 20 | 3,672 | | | | | 20 | 3,672 |
| | 10 月 | | | | | | | | |
| | 11 月 | 44 | 15,444 | | | 5 | 6,048 | 49 | 21,492 |
| | 12 月 | 4,340 | 958,176 | | | | | 4,340 | 958,176 |
| | 合 計 | 155,064 | 23,120,012 | 3 | 10,800 | 12 | 11,718 | 155,079 | 23,142,530 |

種別産地別月別取扱高

令和3年1月～令和3年12月

上段 = 数量、下段 = 金額
単位：数量 = kg、金額 = 円

| 種 別 | | 野 菜 | | 果 実 | | 加 工 品 | | 合 計 | |
|-------|------|--------|-----------|------------|------------|-------------|---------|---------|------------|
| 産 地 名 | 月 別 | 数 量 | 金 額 | 数 量 | 金 額 | 数 量 | 金 額 | 数 量 | 金 額 |
| 奈 良 | 1 月 | | | 40 | 233,928 | | | 40 | 233,928 |
| | 2 月 | | | 38 | 200,880 | | | 38 | 200,880 |
| | 3 月 | | | 54 | 181,872 | 36 | 56,376 | 90 | 238,248 |
| | 4 月 | | | | | | | | |
| | 5 月 | 504 | 149,904 | | | | | 504 | 149,904 |
| | 6 月 | 953 | 235,170 | | | | | 953 | 235,170 |
| | 7 月 | 432 | 103,842 | 454 | 309,420 | | | 886 | 413,262 |
| | 8 月 | 16 | 4,914 | 2,513 | 1,561,788 | | | 2,529 | 1,566,702 |
| | 9 月 | | | 3,186 | 1,541,963 | | | 3,186 | 1,541,963 |
| | 10 月 | 1 | 3,888 | 4,290 | 1,385,144 | | | 4,291 | 1,389,032 |
| | 11 月 | | | 1,435 | 567,000 | | | 1,435 | 567,000 |
| | 12 月 | | | | | | | | |
| | 合 計 | | 1,906 | 497,718 | 12,009 | 5,981,995 | 36 | 56,376 | 13,951 |
| 和 歌 山 | 1 月 | | | 113,396 | 25,656,799 | | | 113,396 | 25,656,799 |
| | 2 月 | | | 9,760 | 2,680,065 | | | 9,760 | 2,680,065 |
| | 3 月 | | | 12,370 | 3,648,629 | 19 | 60,001 | 12,389 | 3,708,630 |
| | 4 月 | | | 11,178 | 2,892,784 | | | 11,178 | 2,892,784 |
| | 5 月 | 13,202 | 1,987,484 | 4,076 | 1,223,768 | 2 | 4,752 | 17,280 | 3,216,004 |
| | 6 月 | 12,473 | 7,844,294 | 3,706 | 1,988,075 | 13 | 9,504 | 16,192 | 9,841,873 |
| | 7 月 | 1,264 | 468,828 | 4,428 | 814,968 | 15 | 75,695 | 5,707 | 1,359,491 |
| | 8 月 | 300 | 187,380 | | | | | 300 | 187,380 |
| | 9 月 | | | 5,853 | 2,476,872 | | | 5,853 | 2,476,872 |
| | 10 月 | | | 74,177 | 19,072,237 | | | 74,177 | 19,072,237 |
| | 11 月 | 170 | 93,042 | 220,283 | 58,414,370 | 48 | 162,000 | 220,501 | 58,669,412 |
| | 12 月 | 77 | 39,312 | 372,550 | 95,797,199 | | | 372,627 | 95,836,511 |
| | 合 計 | | 27,488 | 10,620,340 | 831,775 | 214,665,766 | 97 | 311,952 | 859,360 |
| 鳥 取 | 1 月 | 4 | 2,074 | | | | | 4 | 2,074 |
| | 2 月 | 2 | 2,419 | | | | | 2 | 2,419 |
| | 3 月 | | 4,752 | | | | | | 4,752 |
| | 4 月 | | 1,555 | | | | | | 1,555 |
| | 5 月 | 290 | 115,020 | 5 | 14,040 | | | 295 | 129,060 |
| | 6 月 | 1,010 | 485,050 | | | | | 1,010 | 485,050 |
| | 7 月 | | | | | | | | |
| | 8 月 | | | | | | | | |
| | 9 月 | | | | | | | | |
| | 10 月 | | | | | | | | |
| | 11 月 | | | | | | | | |
| | 12 月 | | | | | | | | |
| | 合 計 | | 1,307 | 610,870 | 5 | 14,040 | | | 1,312 |

種別産地別月別取扱高

令和3年1月～令和3年12月

上段 = 数量、下段 = 金額
単位：数量 = kg、金額 = 円

| 種 別 | | 野 菜 | | 果 実 | | 加 工 品 | | 合 計 | |
|-------|-----|-----|---------|--------|-----------|--------|-----------|--------|-----------|
| 産 地 名 | 月 別 | 数 量 | 金 額 | 数 量 | 金 額 | 数 量 | 金 額 | 数 量 | 金 額 |
| 島 根 | 1月 | | | | | | | | |
| | 2月 | | 3,067 | | | | | | 3,067 |
| | 3月 | | | | | | | | |
| | 4月 | | 3,110 | | | | | | 3,110 |
| | 5月 | | 3,067 | 27 | 69,833 | | | 27 | 72,900 |
| | 6月 | | | | | | | | |
| | 7月 | | | | | | | | |
| | 8月 | | | | | | | | |
| | 9月 | | | | | | | | |
| | 10月 | | | | | | | | |
| | 11月 | | | | | | | | |
| | 12月 | | | | | | | | |
| | 合計 | | 1 | 9,244 | 26 | 69,833 | | | 27 |
| 岡 山 | 1月 | 47 | 80,769 | | | 58 | 69,334 | 105 | 150,103 |
| | 2月 | 39 | 53,303 | | | 64 | 78,794 | 103 | 132,097 |
| | 3月 | 29 | 42,690 | | | 75 | 103,081 | 104 | 145,771 |
| | 4月 | 21 | 49,490 | | | 188 | 248,096 | 209 | 297,586 |
| | 5月 | 32 | 49,029 | | | 176 | 221,175 | 208 | 270,204 |
| | 6月 | 143 | 101,777 | 35 | 136,836 | 147 | 200,239 | 325 | 438,852 |
| | 7月 | 105 | 55,106 | 50 | 133,920 | 170 | 241,566 | 325 | 430,592 |
| | 8月 | 29 | 43,416 | 795 | 1,777,248 | 180 | 260,931 | 1,004 | 2,081,595 |
| | 9月 | 4 | 16,838 | 786 | 787,320 | 18 | 25,530 | 808 | 829,688 |
| | 10月 | 18 | 28,866 | 855 | 1,193,401 | 86 | 124,203 | 959 | 1,346,470 |
| | 11月 | 31 | 54,980 | 359 | 637,114 | 45 | 55,986 | 435 | 748,080 |
| | 12月 | 92 | 78,776 | 109 | 167,940 | 119 | 149,293 | 320 | 396,009 |
| | 合計 | 591 | 655,040 | 2,989 | 4,833,779 | 1,324 | 1,778,228 | 4,904 | 7,267,047 |
| 広 島 | 1月 | | 10,584 | 510 | 235,494 | 17 | 58,709 | 527 | 304,787 |
| | 2月 | | | 1,450 | 468,990 | 1 | 6,048 | 1,451 | 475,038 |
| | 3月 | 7 | 11,232 | 81 | 44,712 | 1 | 6,048 | 89 | 61,992 |
| | 4月 | 189 | 273,564 | 3,471 | 720,684 | 5 | 20,476 | 3,665 | 1,014,724 |
| | 5月 | 112 | 145,908 | 4,384 | 870,696 | 3 | 14,969 | 4,499 | 1,031,573 |
| | 6月 | 1 | 11,772 | 2,430 | 437,724 | 2 | 10,476 | 2,433 | 459,972 |
| | 7月 | | | | | 5 | 16,156 | 5 | 16,156 |
| | 8月 | | | | | 3 | 14,429 | 3 | 14,429 |
| | 9月 | | | 25 | 29,700 | | | 25 | 29,700 |
| | 10月 | 44 | 55,080 | 155 | 150,768 | 1 | 3,024 | 200 | 208,872 |
| | 11月 | 28 | 43,546 | 951 | 540,216 | 4 | 21,168 | 983 | 604,930 |
| | 12月 | 7 | 64,584 | 783 | 416,880 | 67 | 322,013 | 857 | 803,477 |
| | 合計 | 388 | 616,270 | 14,237 | 3,915,864 | 111 | 493,516 | 14,736 | 5,025,650 |

種別産地別月別取扱高

令和3年1月～令和3年12月

上段 = 数量、下段 = 金額
単位：数量 = kg、金額 = 円

| 種 別 | | 野 菜 | | 果 実 | | 加 工 品 | | 合 計 | |
|-------|------|---------|------------|-----|---------|-------|---------|---------|------------|
| 産 地 名 | 月 別 | 数 量 | 金 額 | 数 量 | 金 額 | 数 量 | 金 額 | 数 量 | 金 額 |
| 山 口 | 1 月 | 15 | 6,296 | | | | | 15 | 6,296 |
| | 2 月 | 20 | 9,731 | | | | | 20 | 9,731 |
| | 3 月 | 15 | 8,414 | | | | | 15 | 8,414 |
| | 4 月 | 20 | 10,075 | | | | | 20 | 10,075 |
| | 5 月 | 20 | 10,190 | | | | | 20 | 10,190 |
| | 6 月 | 10 | 5,038 | | | | | 10 | 5,038 |
| | 7 月 | 16 | 8,270 | | | | 2,052 | 16 | 10,322 |
| | 8 月 | 5 | 2,519 | | | | | 5 | 2,519 |
| | 9 月 | 15 | 5,832 | | | | | 15 | 5,832 |
| | 10 月 | 5 | 2,519 | | | | | 5 | 2,519 |
| | 11 月 | 15 | 7,327 | 35 | 24,840 | | | 50 | 32,167 |
| | 12 月 | 35 | 20,098 | | | | | 35 | 20,098 |
| | 合 計 | 191 | 96,309 | 35 | 24,840 | | 2,052 | 226 | 123,201 |
| 徳 島 | 1 月 | 1,247 | 690,003 | 35 | 175,608 | 133 | 74,388 | 1,415 | 939,999 |
| | 2 月 | 1,996 | 964,612 | 71 | 229,392 | 127 | 72,678 | 2,194 | 1,266,682 |
| | 3 月 | 37,496 | 9,625,532 | 78 | 243,000 | 127 | 69,681 | 37,701 | 9,938,213 |
| | 4 月 | 76,577 | 15,242,771 | 40 | 96,336 | 158 | 63,559 | 76,775 | 15,402,666 |
| | 5 月 | 40,233 | 7,836,077 | | | 142 | 74,281 | 40,375 | 7,910,358 |
| | 6 月 | 344 | 297,515 | | | 136 | 76,151 | 480 | 373,666 |
| | 7 月 | 672 | 427,297 | | | 119 | 62,790 | 791 | 490,087 |
| | 8 月 | 1,971 | 1,053,008 | | | 130 | 66,386 | 2,101 | 1,119,394 |
| | 9 月 | 1,476 | 766,303 | | | 96 | 49,893 | 1,572 | 816,196 |
| | 10 月 | 1,675 | 990,433 | | | 92 | 51,763 | 1,767 | 1,042,196 |
| | 11 月 | 1,764 | 1,131,929 | | | 118 | 54,581 | 1,882 | 1,186,510 |
| | 12 月 | 3,589 | 2,158,760 | 3 | 22,896 | 142 | 76,269 | 3,734 | 2,257,925 |
| | 合 計 | 169,043 | 41,184,240 | 226 | 767,232 | 1,520 | 792,420 | 170,789 | 42,743,892 |
| 香 川 | 1 月 | 8,523 | 2,967,107 | | | | | 8,523 | 2,967,107 |
| | 2 月 | 18,381 | 5,596,740 | | | | | 18,381 | 5,596,740 |
| | 3 月 | 6,245 | 2,810,025 | 20 | 14,602 | | | 6,265 | 2,824,627 |
| | 4 月 | 1,765 | 758,085 | | | | | 1,765 | 758,085 |
| | 5 月 | 3,869 | 1,083,525 | 20 | 16,740 | | | 3,889 | 1,100,265 |
| | 6 月 | 14,434 | 2,212,326 | 55 | 32,130 | | | 14,489 | 2,244,456 |
| | 7 月 | 13,817 | 2,436,413 | 36 | 29,160 | | | 13,853 | 2,465,573 |
| | 8 月 | 4,664 | 678,294 | 20 | 72,360 | | | 4,684 | 750,654 |
| | 9 月 | 44 | 17,280 | | | | | 44 | 17,280 |
| | 10 月 | 23 | 14,287 | | | | | 23 | 14,287 |
| | 11 月 | 479 | 248,833 | | | | | 479 | 248,833 |
| | 12 月 | 4,282 | 1,673,819 | | | | | 4,282 | 1,673,819 |
| | 合 計 | 76,526 | 20,496,734 | 151 | 164,992 | | | 76,677 | 20,661,726 |

種別産地別月別取扱高

令和3年1月～令和3年12月

上段 = 数量、下段 = 金額
単位：数量 = kg、金額 = 円

| 種 別 | | 野 菜 | | 果 実 | | 加 工 品 | | 合 計 | |
|-----|------|---------|-------------|---------|------------|-------|---------|---------|-------------|
| | | 数 量 | 金 額 | 数 量 | 金 額 | 数 量 | 金 額 | 数 量 | 金 額 |
| 愛 媛 | 1 月 | 180 | 48,600 | 34,500 | 10,674,571 | | | 34,680 | 10,723,171 |
| | 2 月 | | | 46,483 | 12,832,668 | | | 46,483 | 12,832,668 |
| | 3 月 | 50 | 19,440 | 42,598 | 16,350,941 | | | 42,648 | 16,370,381 |
| | 4 月 | 8 | 15,120 | 39,816 | 10,982,935 | 130 | 81,908 | 39,954 | 11,079,963 |
| | 5 月 | 88 | 97,956 | 36,022 | 8,665,488 | 5 | 58,320 | 36,115 | 8,821,764 |
| | 6 月 | | | 1,834 | 922,212 | | | 1,834 | 922,212 |
| | 7 月 | | | 440 | 17,820 | | | 440 | 17,820 |
| | 8 月 | | | 1,010 | 101,520 | | | 1,010 | 101,520 |
| | 9 月 | | | 1,170 | 259,524 | | | 1,170 | 259,524 |
| | 10 月 | | | 19,286 | 2,226,485 | | | 19,286 | 2,226,485 |
| | 11 月 | 4 | 6,480 | 38,643 | 13,198,410 | | | 38,647 | 13,204,890 |
| | 12 月 | 17 | 25,488 | 64,092 | 23,480,064 | | | 64,109 | 23,505,552 |
| | 合計 | 347 | 213,084 | 325,894 | 99,712,638 | 135 | 140,228 | 326,376 | 100,065,950 |
| 高 知 | 1 月 | 11,387 | 8,996,730 | 626 | 267,948 | 9 | 4,148 | 12,022 | 9,268,826 |
| | 2 月 | 11,447 | 9,155,060 | 1,464 | 475,632 | | | 12,911 | 9,630,692 |
| | 3 月 | 11,551 | 9,911,866 | 178 | 230,040 | | | 11,729 | 10,141,906 |
| | 4 月 | 15,470 | 11,607,334 | 353 | 216,000 | | | 15,823 | 11,823,334 |
| | 5 月 | 14,596 | 11,837,228 | 285 | 252,720 | | | 14,881 | 12,089,948 |
| | 6 月 | 11,460 | 13,252,571 | 60 | 53,460 | | | 11,520 | 13,306,031 |
| | 7 月 | 11,956 | 16,791,398 | 364 | 299,700 | | | 12,320 | 17,091,098 |
| | 8 月 | 6,016 | 7,645,719 | | | | | 6,016 | 7,645,719 |
| | 9 月 | 4,251 | 4,100,596 | | | | | 4,251 | 4,100,596 |
| | 10 月 | 6,686 | 5,343,580 | 9 | 6,480 | | | 6,695 | 5,350,060 |
| | 11 月 | 8,458 | 6,472,745 | 57 | 58,860 | | | 8,515 | 6,531,605 |
| | 12 月 | 20,442 | 14,569,415 | 297 | 347,760 | | | 20,739 | 14,917,175 |
| | 合計 | 133,722 | 119,684,242 | 3,692 | 2,208,600 | 9 | 4,148 | 137,423 | 121,896,990 |
| 福 岡 | 1 月 | 19,893 | 9,521,893 | 1,563 | 2,063,189 | | | 21,456 | 11,585,082 |
| | 2 月 | 25,668 | 11,564,940 | 1,150 | 1,993,767 | | | 26,818 | 13,558,707 |
| | 3 月 | 34,241 | 15,182,359 | 1,399 | 2,229,271 | | | 35,640 | 17,411,630 |
| | 4 月 | 41,030 | 18,995,591 | 18 | | | | 41,048 | 18,995,591 |
| | 5 月 | 37,513 | 16,903,476 | | | | | 37,513 | 16,903,476 |
| | 6 月 | 26,965 | 13,118,045 | 48 | 69,768 | | | 27,013 | 13,187,813 |
| | 7 月 | 20,219 | 6,924,669 | | | | | 20,219 | 6,924,669 |
| | 8 月 | 243 | 345,212 | 357 | 814,235 | | | 600 | 1,159,447 |
| | 9 月 | 38 | 75,209 | | | | | 38 | 75,209 |
| | 10 月 | 4,543 | 2,226,218 | 1,452 | 540,216 | | | 5,995 | 2,766,434 |
| | 11 月 | 14,500 | 7,603,242 | 449 | 187,596 | | | 14,949 | 7,790,838 |
| | 12 月 | 18,346 | 8,845,337 | 348 | 614,660 | | | 18,694 | 9,459,997 |
| | 合計 | 243,197 | 111,306,191 | 6,785 | 8,512,702 | | | 249,982 | 119,818,893 |

種別産地別月別取扱高

令和3年1月～令和3年12月

上段 = 数量、下段 = 金額
単位：数量 = kg、金額 = 円

| 種 別 産 地 名 | | 野 菜 | | 果 実 | | 加 工 品 | | 合 計 | |
|--------------|------|-----------|-------------|---------|------------|-------|-----------|-----------|-------------|
| | | 数 量 | 金 額 | 数 量 | 金 額 | 数 量 | 金 額 | 数 量 | 金 額 |
| 佐 賀 | 1 月 | 2 | 5,049 | 15,137 | 3,179,088 | | | 15,139 | 3,184,137 |
| | 2 月 | 178 | 317,806 | 15,699 | 5,204,520 | | | 15,877 | 5,522,326 |
| | 3 月 | 4,815 | 1,892,938 | 14,951 | 6,068,369 | | | 19,766 | 7,961,307 |
| | 4 月 | 105,912 | 9,472,518 | | | | | 105,912 | 9,472,518 |
| | 5 月 | 98,218 | 11,107,143 | 214 | 337,284 | | | 98,432 | 11,444,427 |
| | 6 月 | 184,191 | 24,084,624 | 2,925 | 3,473,723 | | | 187,116 | 27,558,347 |
| | 7 月 | 21,420 | 3,800,410 | 3,148 | 3,563,547 | | | 24,568 | 7,363,957 |
| | 8 月 | 2,421 | 134,460 | 1,965 | 2,771,798 | | | 4,386 | 2,906,258 |
| | 9 月 | | | 1,605 | 758,592 | | | 1,605 | 758,592 |
| | 10 月 | 36 | 36,936 | | | | | 36 | 36,936 |
| | 11 月 | 294 | 137,804 | | | | | 294 | 137,804 |
| | 12 月 | 70 | 20,844 | 1,794 | 1,055,377 | | | 1,864 | 1,076,221 |
| | 合 計 | 417,556 | 51,010,532 | 57,438 | 26,412,298 | | | 474,994 | 77,422,830 |
| 長 崎 | 1 月 | 13,664 | 9,626,396 | 36 | 21,600 | | | 13,700 | 9,647,996 |
| | 2 月 | 31,449 | 8,384,049 | | | | | 31,449 | 8,384,049 |
| | 3 月 | 53,302 | 14,350,079 | 48 | 95,256 | | | 53,350 | 14,445,335 |
| | 4 月 | 69,724 | 17,296,370 | 224 | 292,939 | | | 69,948 | 17,589,309 |
| | 5 月 | 99,388 | 32,004,686 | 257 | 340,525 | | | 99,645 | 32,345,211 |
| | 6 月 | 78,968 | 19,453,853 | | | | | 78,968 | 19,453,853 |
| | 7 月 | 5,510 | 927,396 | | | | | 5,510 | 927,396 |
| | 8 月 | | | | | | | | |
| | 9 月 | | | | | | | | |
| | 10 月 | 512 | 238,292 | 755 | 103,896 | | | 1,267 | 342,188 |
| | 11 月 | 39,581 | 9,685,321 | 1,175 | 404,460 | | | 40,756 | 10,089,781 |
| | 12 月 | 24,979 | 5,866,560 | 3,010 | 1,038,420 | | | 27,989 | 6,904,980 |
| | 合 計 | 417,077 | 117,833,002 | 5,504 | 2,297,096 | | | 422,581 | 120,130,098 |
| 熊 本 | 1 月 | 122,829 | 36,608,112 | 7,900 | 2,403,351 | 95 | 189,432 | 130,824 | 39,200,895 |
| | 2 月 | 153,612 | 42,350,767 | 13,613 | 4,710,608 | 93 | 191,322 | 167,318 | 47,252,697 |
| | 3 月 | 209,638 | 56,002,289 | 14,819 | 5,843,448 | 139 | 276,048 | 224,596 | 62,121,785 |
| | 4 月 | 267,078 | 59,836,341 | 9,976 | 3,485,212 | 152 | 309,960 | 277,206 | 63,631,513 |
| | 5 月 | 260,457 | 53,759,442 | 12,552 | 4,802,005 | 123 | 243,000 | 273,132 | 58,804,447 |
| | 6 月 | 138,884 | 28,106,988 | 16,968 | 5,393,197 | 109 | 214,704 | 155,961 | 33,714,889 |
| | 7 月 | 47,220 | 5,092,867 | | | 94 | 186,138 | 47,314 | 5,279,005 |
| | 8 月 | 1,857 | 1,755,032 | | | 147 | 289,840 | 2,004 | 2,044,872 |
| | 9 月 | 1,457 | 1,354,355 | 7,555 | 1,797,055 | 132 | 261,360 | 9,144 | 3,412,770 |
| | 10 月 | 7,664 | 3,735,465 | 12,161 | 1,266,699 | 94 | 193,968 | 19,919 | 5,196,132 |
| | 11 月 | 27,641 | 10,338,481 | 2,931 | 719,971 | 103 | 214,575 | 30,675 | 11,273,027 |
| | 12 月 | 131,285 | 39,332,714 | 16,615 | 5,063,119 | 195 | 401,274 | 148,095 | 44,797,107 |
| | 合 計 | 1,369,623 | 338,272,853 | 115,089 | 35,484,665 | 1,475 | 2,971,621 | 1,486,187 | 376,729,139 |

種別産地別月別取扱高

令和3年1月～令和3年12月

上段 = 数量、下段 = 金額
単位：数量 = kg、金額 = 円

| 種 別 産 地 名 | | 野 菜 | | 果 実 | | 加 工 品 | | 合 計 | |
|--------------|------|--------|------------|------------|-----------|------------|---------|-----------|------------|
| | | 数 量 | 金 額 | 数 量 | 金 額 | 数 量 | 金 額 | 数 量 | 金 額 |
| 大 分 | 1 月 | 144 | 201,465 | 102 | 77,220 | | 2,376 | 246 | 281,061 |
| | 2 月 | 1,440 | 1,025,367 | 765 | 280,368 | | 3,564 | 2,205 | 1,309,299 |
| | 3 月 | 530 | 342,831 | 8,399 | 3,011,634 | 6 | 14,418 | 8,935 | 3,368,883 |
| | 4 月 | 230 | 192,956 | 8,861 | 3,452,436 | 1 | 5,940 | 9,092 | 3,651,332 |
| | 5 月 | 411 | 336,269 | 2,082 | 2,833,488 | | 3,564 | 2,493 | 3,173,321 |
| | 6 月 | 161 | 197,396 | 1,779 | 1,971,173 | | 3,564 | 1,940 | 2,172,133 |
| | 7 月 | 93 | 106,807 | 1,373 | 1,204,738 | | 3,564 | 1,466 | 1,315,109 |
| | 8 月 | 287 | 587,132 | 1,131 | 1,252,130 | 1 | 7,128 | 1,419 | 1,846,390 |
| | 9 月 | 405 | 382,418 | 4,629 | 1,552,176 | | 4,752 | 5,034 | 1,939,346 |
| | 10 月 | 337 | 413,848 | 1,603 | 291,600 | | 1,188 | 1,940 | 706,636 |
| | 11 月 | 184 | 255,627 | 409 | 464,832 | | 2,376 | 593 | 722,835 |
| | 12 月 | 399 | 473,551 | 1,094 | 1,019,180 | | 2,376 | 1,493 | 1,495,107 |
| | | 合 計 | 4,620 | 4,515,667 | 32,228 | 17,410,975 | 9 | 54,810 | 36,857 |
| 宮 崎 | 1 月 | 16,854 | 8,546,317 | 1,643 | 1,295,082 | 229 | 319,424 | 18,726 | 10,160,823 |
| | 2 月 | 11,550 | 6,275,437 | 1,828 | 1,189,134 | 262 | 356,840 | 13,640 | 7,821,411 |
| | 3 月 | 15,171 | 5,596,391 | 603 | 727,218 | 205 | 320,167 | 15,979 | 6,643,776 |
| | 4 月 | 17,152 | 6,042,783 | 137 | 876,312 | 309 | 407,139 | 17,598 | 7,326,234 |
| | 5 月 | 12,319 | 3,936,635 | 109 | 672,192 | 209 | 291,179 | 12,637 | 4,900,006 |
| | 6 月 | 5,317 | 1,708,742 | 150 | 637,038 | 212 | 314,421 | 5,679 | 2,660,201 |
| | 7 月 | 5,490 | 1,249,169 | 54 | 234,738 | 188 | 259,740 | 5,732 | 1,743,647 |
| | 8 月 | 498 | 386,888 | | | 179 | 280,314 | 677 | 667,202 |
| | 9 月 | 390 | 314,150 | 1,340 | 536,436 | 345 | 624,884 | 2,075 | 1,475,470 |
| | 10 月 | 1,360 | 1,056,598 | | | 354 | 515,209 | 1,714 | 1,571,807 |
| | 11 月 | 6,093 | 3,414,096 | 907 | 914,382 | 441 | 552,894 | 7,441 | 4,881,372 |
| | 12 月 | 22,778 | 10,208,222 | 1,851 | 1,447,395 | 610 | 835,933 | 25,239 | 12,491,550 |
| | | 合 計 | 114,973 | 48,735,428 | 8,620 | 8,529,927 | 3,543 | 5,078,144 | 127,136 |
| 鹿 児 島 | 1 月 | 10,767 | 7,877,587 | 5,992 | 3,360,335 | | | 16,759 | 11,237,922 |
| | 2 月 | 13,061 | 10,204,323 | 9,388 | 4,451,596 | | | 22,449 | 14,655,919 |
| | 3 月 | 29,783 | 16,505,596 | 10,738 | 3,408,451 | | | 40,521 | 19,914,047 |
| | 4 月 | 80,337 | 25,687,027 | 7,065 | 2,339,280 | | | 87,402 | 28,026,307 |
| | 5 月 | 41,088 | 15,586,717 | 7,923 | 2,399,004 | | | 49,011 | 17,985,721 |
| | 6 月 | 4,969 | 2,241,768 | 337 | 167,076 | | | 5,306 | 2,408,844 |
| | 7 月 | 981 | 612,360 | 3 | 4,320 | | | 984 | 616,680 |
| | 8 月 | 518 | 418,095 | | | 91 | 64,800 | 609 | 482,895 |
| | 9 月 | 141 | 172,854 | 943 | 253,152 | 3 | 6,048 | 1,087 | 432,054 |
| | 10 月 | 993 | 921,121 | 3,949 | 722,412 | 26 | 42,109 | 4,968 | 1,685,642 |
| | 11 月 | 3,273 | 3,747,237 | 100 | 93,096 | 11 | 20,735 | 3,384 | 3,861,068 |
| | 12 月 | 10,188 | 9,013,064 | 7,215 | 6,487,117 | | | 17,403 | 15,500,181 |
| | | 合 計 | 196,101 | 92,987,749 | 53,653 | 23,685,839 | 130 | 133,692 | 249,884 |

種別産地別月別取扱高

令和3年1月～令和3年12月

上段 = 数量、下段 = 金額
単位：数量 = kg、金額 = 円

| 種 別 | | 野 菜 | | 果 実 | | 加 工 品 | | 合 計 | |
|-------|------|--------|------------|--------|------------|--------|------------|---------|------------|
| 産 地 名 | 月 別 | 数 量 | 金 額 | 数 量 | 金 額 | 数 量 | 金 額 | 数 量 | 金 額 |
| 沖 縄 | 1 月 | 740 | 861,222 | 13 | 20,952 | | | 753 | 882,174 |
| | 2 月 | 1,576 | 1,770,848 | 15 | 23,544 | 10 | 6,534 | 1,601 | 1,800,926 |
| | 3 月 | 2,318 | 2,329,541 | 175 | 116,856 | | | 2,493 | 2,446,397 |
| | 4 月 | 2,517 | 2,924,356 | 11,733 | 711,353 | | | 14,250 | 3,635,709 |
| | 5 月 | 7,774 | 3,762,200 | 1,464 | 158,932 | | | 9,238 | 3,921,132 |
| | 6 月 | 2,294 | 263,456 | 194 | 178,146 | | | 2,488 | 441,602 |
| | 7 月 | 18 | 9,720 | 58 | 67,338 | | | 76 | 77,058 |
| | 8 月 | 14 | 33,399 | 31 | 60,696 | 24 | 25,380 | 69 | 119,475 |
| | 9 月 | 118 | 119,016 | 59 | 73,764 | | 864 | 177 | 193,644 |
| | 10 月 | 1,307 | 918,983 | 22 | 23,220 | | | 1,329 | 942,203 |
| | 11 月 | 1,927 | 1,717,729 | 21 | 64,800 | | | 1,948 | 1,782,529 |
| | 12 月 | 1,446 | 1,233,444 | 35 | 50,760 | | | 1,481 | 1,284,204 |
| | 合計 | 22,050 | 15,943,914 | 13,819 | 1,550,361 | 34 | 32,778 | 35,903 | 17,527,053 |
| 台 湾 | 1 月 | 3 | 5,400 | 666 | 360,504 | | | 669 | 365,904 |
| | 2 月 | | | 720 | 411,264 | | | 720 | 411,264 |
| | 3 月 | 10 | 11,130 | 2,692 | 1,022,652 | | | 2,702 | 1,033,782 |
| | 4 月 | 7 | 6,242 | 15,318 | 4,891,989 | | | 15,325 | 4,898,231 |
| | 5 月 | 2 | 3,549 | 17,661 | 5,746,356 | | | 17,663 | 5,749,905 |
| | 6 月 | | | 11,197 | 4,292,676 | | | 11,197 | 4,292,676 |
| | 7 月 | 1 | 1,404 | 3,258 | 1,348,380 | | | 3,259 | 1,349,784 |
| | 8 月 | | | 1,458 | 707,616 | | | 1,458 | 707,616 |
| | 9 月 | | | 1,398 | 662,796 | | | 1,398 | 662,796 |
| | 10 月 | 5 | 3,240 | 1,506 | 725,544 | | | 1,511 | 728,784 |
| | 11 月 | | | 1,446 | 711,288 | | | 1,446 | 711,288 |
| | 12 月 | | | 1,428 | 700,704 | | | 1,428 | 700,704 |
| | 合計 | 28 | 30,965 | 58,748 | 21,581,769 | | | 58,776 | 21,612,734 |
| 中 国 | 1 月 | 7,684 | 3,483,537 | | | 3,553 | 2,427,185 | 11,237 | 5,910,722 |
| | 2 月 | 8,252 | 3,787,164 | | | 3,353 | 2,693,292 | 11,605 | 6,480,456 |
| | 3 月 | 8,886 | 3,796,942 | | | 4,076 | 3,408,790 | 12,962 | 7,205,732 |
| | 4 月 | 9,632 | 3,930,369 | | | 2,224 | 1,704,474 | 11,856 | 5,634,843 |
| | 5 月 | 7,741 | 3,514,624 | 40 | 54,000 | 3,695 | 3,176,727 | 11,476 | 6,745,351 |
| | 6 月 | 8,024 | 3,550,237 | 184 | 240,840 | 2,974 | 2,488,241 | 11,182 | 6,279,318 |
| | 7 月 | 7,677 | 3,652,328 | 84 | 64,800 | 2,437 | 2,104,784 | 10,198 | 5,821,912 |
| | 8 月 | 7,569 | 3,736,748 | | | 1,697 | 1,345,749 | 9,266 | 5,082,497 |
| | 9 月 | 7,421 | 4,098,040 | | | 1,425 | 1,049,150 | 8,846 | 5,147,190 |
| | 10 月 | 8,307 | 6,040,259 | | | 2,244 | 2,004,233 | 10,551 | 8,044,492 |
| | 11 月 | 8,061 | 3,995,966 | | | 2,998 | 2,425,595 | 11,059 | 6,421,561 |
| | 12 月 | 10,555 | 5,158,430 | | | 4,957 | 4,023,108 | 15,512 | 9,181,538 |
| | 合計 | 99,808 | 48,744,644 | 308 | 359,640 | 35,632 | 28,851,328 | 135,748 | 77,955,612 |

種別産地別月別取扱高

令和3年1月～令和3年12月

上段 = 数量、下段 = 金額
単位：数量 = kg、金額 = 円

| 種 別 | | 野 菜 | | 果 実 | | 加 工 品 | | 合 計 | |
|-------|-----|-------|-----------|-----------|------------|-------------|---------|-----------|------------|
| 産 地 名 | 月 別 | 数 量 | 金 額 | 数 量 | 金 額 | 数 量 | 金 額 | 数 量 | 金 額 |
| フィリピン | 1月 | 301 | 246,823 | 130,131 | 26,191,902 | 297 | 235,051 | 130,729 | 26,673,726 |
| | 2月 | 200 | 94,842 | 129,441 | 26,601,385 | 406 | 260,727 | 130,047 | 26,956,954 |
| | 3月 | 296 | 141,480 | 178,636 | 37,484,111 | 600 | 384,681 | 179,532 | 38,010,272 |
| | 4月 | 1,195 | 433,401 | 176,422 | 37,171,217 | 1,253 | 650,559 | 178,870 | 38,255,177 |
| | 5月 | 1,209 | 825,243 | 213,151 | 44,261,334 | 1,790 | 809,465 | 216,150 | 45,896,042 |
| | 6月 | 203 | 192,531 | 197,989 | 41,543,309 | 1,262 | 647,868 | 199,454 | 42,383,708 |
| | 7月 | 19 | 27,562 | 192,218 | 39,747,384 | 1,502 | 731,083 | 193,739 | 40,506,029 |
| | 8月 | | | 182,261 | 36,382,849 | 1,533 | 691,032 | 183,794 | 37,073,881 |
| | 9月 | | | 174,558 | 35,767,949 | 1,487 | 646,678 | 176,045 | 36,414,627 |
| | 10月 | 230 | 83,808 | 173,427 | 34,972,544 | 277 | 178,539 | 173,934 | 35,234,891 |
| | 11月 | 141 | 78,732 | 162,620 | 32,565,088 | 262 | 172,772 | 163,023 | 32,816,592 |
| | 12月 | 348 | 199,519 | 143,799 | 28,763,184 | 242 | 188,935 | 144,389 | 29,151,638 |
| | | 合計 | 4,142 | 2,323,941 | 2,054,654 | 421,452,256 | 10,911 | 5,597,390 | 2,069,707 |
| タイ | 1月 | 1,046 | 915,176 | 10 | 12,960 | 80 | 23,877 | 1,136 | 952,013 |
| | 2月 | 905 | 641,786 | 1,249 | 453,790 | 64 | 39,765 | 2,218 | 1,135,341 |
| | 3月 | 1,311 | 944,865 | 977 | 449,863 | 69 | 25,136 | 2,357 | 1,419,864 |
| | 4月 | 1,379 | 1,014,143 | 356 | 315,446 | 112 | 75,554 | 1,847 | 1,405,143 |
| | 5月 | 794 | 616,594 | 305 | 289,094 | 107 | 65,860 | 1,206 | 971,548 |
| | 6月 | 751 | 546,944 | 209 | 178,589 | 127 | 103,869 | 1,087 | 829,402 |
| | 7月 | 92 | 144,137 | | | 108 | 113,234 | 200 | 257,371 |
| | 8月 | 73 | 117,828 | 36 | 50,544 | 150 | 109,825 | 259 | 278,197 |
| | 9月 | 306 | 260,928 | 25 | 35,640 | 71 | 23,466 | 402 | 320,034 |
| | 10月 | 535 | 414,612 | 35 | 49,140 | 959 | 297,765 | 1,529 | 761,517 |
| | 11月 | 678 | 520,862 | 5 | 7,020 | 105 | 83,604 | 788 | 611,486 |
| | 12月 | 857 | 639,543 | 10 | 14,040 | 206 | 138,995 | 1,073 | 792,578 |
| | | 合計 | 8,726 | 6,777,418 | 3,217 | 1,856,126 | 2,159 | 1,100,950 | 14,102 |
| オランダ | 1月 | 16 | 13,630 | | | | | 16 | 13,630 |
| | 2月 | 21 | 19,036 | | | | | 21 | 19,036 |
| | 3月 | 1 | 1,597 | | | | | 1 | 1,597 |
| | 4月 | 79 | 71,694 | | | | | 79 | 71,694 |
| | 5月 | 537 | 463,681 | | | | | 537 | 463,681 |
| | 6月 | 1,148 | 949,320 | | | | | 1,148 | 949,320 |
| | 7月 | 754 | 624,598 | | | | | 754 | 624,598 |
| | 8月 | 593 | 489,132 | | | | | 593 | 489,132 |
| | 9月 | 2,329 | 1,730,804 | | | | | 2,329 | 1,730,804 |
| | 10月 | 815 | 594,431 | | | | | 815 | 594,431 |
| | 11月 | 25 | 8,964 | | | | | 25 | 8,964 |
| | 12月 | 14 | 12,333 | | | | | 14 | 12,333 |
| | | 合計 | 6,332 | 4,979,220 | | | | | 6,332 |

種別産地別月別取扱高

令和3年1月～令和3年12月

上段 = 数量、下段 = 金額
単位：数量 = kg、金額 = 円

| 種 別 | | 野 菜 | | 果 実 | | 加 工 品 | | 合 計 | |
|---------|-----|-------|-----------|---------|------------|-------|-----------|---------|------------|
| | | 数 量 | 金 額 | 数 量 | 金 額 | 数 量 | 金 額 | 数 量 | 金 額 |
| アメリカ | 1月 | 20 | 6,912 | 12,184 | 4,012,099 | 374 | 515,115 | 12,578 | 4,534,126 |
| | 2月 | 150 | 48,384 | 17,351 | 4,919,771 | 370 | 502,309 | 17,871 | 5,470,464 |
| | 3月 | 242 | 81,541 | 27,875 | 8,856,063 | 519 | 739,701 | 28,636 | 9,677,305 |
| | 4月 | 219 | 145,584 | 22,703 | 8,373,860 | 761 | 1,136,176 | 23,683 | 9,655,620 |
| | 5月 | 110 | 38,016 | 22,894 | 12,303,010 | 397 | 574,253 | 23,401 | 12,915,279 |
| | 6月 | 136 | 50,328 | 21,722 | 11,906,456 | 603 | 834,489 | 22,461 | 12,791,273 |
| | 7月 | 185 | 62,208 | 10,921 | 5,671,296 | 483 | 678,513 | 11,589 | 6,412,017 |
| | 8月 | 195 | 64,692 | 697 | 1,079,777 | 319 | 503,923 | 1,211 | 1,648,392 |
| | 9月 | 330 | 103,194 | 1,178 | 912,323 | 538 | 762,926 | 2,046 | 1,778,443 |
| | 10月 | 303 | 119,016 | 1,991 | 1,430,834 | 383 | 622,862 | 2,677 | 2,172,712 |
| | 11月 | 2,181 | 436,645 | 3,185 | 1,929,494 | 346 | 462,086 | 5,712 | 2,828,225 |
| | 12月 | 1,822 | 422,105 | 10,905 | 4,750,152 | 532 | 755,384 | 13,259 | 5,927,641 |
| | 合計 | 5,893 | 1,578,625 | 153,606 | 66,145,135 | 5,624 | 8,087,737 | 165,123 | 75,811,497 |
| イタリア | 1月 | | | | | | | | |
| | 2月 | | | | | | | | |
| | 3月 | | | | | | | | |
| | 4月 | 1 | 3,888 | | | | | 1 | 3,888 |
| | 5月 | | | | | | | | |
| | 6月 | | | | | | | | |
| | 7月 | | | | | | | | |
| | 8月 | | | | | | | | |
| | 9月 | | | | | | | | |
| | 10月 | | | | | | | | |
| | 11月 | | | | | | | | |
| | 12月 | | | | | | | | |
| | 合計 | 1 | 3,888 | | | | | | 1 |
| オーストラリア | 1月 | | | 2,627 | 612,155 | | | 2,627 | 612,155 |
| | 2月 | | | 1,752 | 429,732 | | | 1,752 | 429,732 |
| | 3月 | | 3,564 | 1,035 | 396,900 | | | 1,035 | 400,464 |
| | 4月 | 21 | 6,705 | 5,054 | 1,918,188 | | | 5,075 | 1,924,893 |
| | 5月 | | 229 | 1,716 | 736,733 | | | 1,716 | 736,962 |
| | 6月 | | | 2,286 | 963,036 | | | 2,286 | 963,036 |
| | 7月 | | | 5,840 | 2,075,304 | | | 5,840 | 2,075,304 |
| | 8月 | | | 19,349 | 6,272,030 | | | 19,349 | 6,272,030 |
| | 9月 | 610 | 723,396 | 11,040 | 3,434,528 | | | 11,650 | 4,157,924 |
| | 10月 | 518 | 445,092 | 8,789 | 2,642,996 | 45 | 99,067 | 9,352 | 3,187,155 |
| | 11月 | 80 | 46,656 | 9,040 | 2,499,282 | | | 9,120 | 2,545,938 |
| | 12月 | | | 7,549 | 2,170,844 | 7 | 14,094 | 7,556 | 2,184,938 |
| | 合計 | 1,230 | 1,225,642 | 76,077 | 24,151,728 | 51 | 113,161 | 77,358 | 25,490,531 |

種別産地別月別取扱高

令和3年1月～令和3年12月

上段 = 数量、下段 = 金額
単位：数量 = kg、金額 = 円

| 種 別 | | 野 菜 | | 果 実 | | 加 工 品 | | 合 計 | |
|-------------------------------------|-----|---------|------------|---------|------------|-------|--------|---------|-------------|
| | | 数 量 | 金 額 | 数 量 | 金 額 | 数 量 | 金 額 | 数 量 | 金 額 |
| ニューシ ⁺ -ラント [*] | 1月 | 2,003 | 1,764,808 | 2,413 | 1,173,420 | | | 4,416 | 2,938,228 |
| | 2月 | 20,220 | 5,135,495 | 445 | 313,416 | | | 20,665 | 5,448,911 |
| | 3月 | 48,153 | 9,751,979 | 315 | 222,588 | | | 48,468 | 9,974,567 |
| | 4月 | 50,591 | 9,145,134 | 17,162 | 12,905,865 | | | 67,753 | 22,050,999 |
| | 5月 | 38,210 | 7,285,612 | 21,326 | 14,755,028 | | | 59,536 | 22,040,640 |
| | 6月 | 1,001 | 152,635 | 18,566 | 12,229,549 | | | 19,567 | 12,382,184 |
| | 7月 | 400 | 43,200 | 18,083 | 11,518,385 | | | 18,483 | 11,561,585 |
| | 8月 | 20 | 6,048 | 18,992 | 11,433,909 | | | 19,012 | 11,439,957 |
| | 9月 | 477 | 131,333 | 15,019 | 9,362,085 | | | 15,496 | 9,493,418 |
| | 10月 | 222 | 172,476 | 11,826 | 7,902,883 | | | 12,048 | 8,075,359 |
| | 11月 | 538 | 427,788 | 8,540 | 5,361,069 | | | 9,078 | 5,788,857 |
| | 12月 | 1,045 | 865,843 | 5,455 | 3,272,537 | 16 | 25,920 | 6,516 | 4,164,300 |
| | 合計 | 162,879 | 34,882,351 | 138,142 | 90,450,734 | 16 | 25,920 | 301,037 | 125,359,005 |
| イスラエル | 1月 | | | 1,085 | 229,392 | | | 1,085 | 229,392 |
| | 2月 | | | 50 | 19,440 | | | 50 | 19,440 |
| | 3月 | | 962 | 250 | 97,200 | | | 250 | 98,162 |
| | 4月 | | | 550 | 238,950 | | | 550 | 238,950 |
| | 5月 | | | 1,169 | 308,988 | | | 1,169 | 308,988 |
| | 6月 | | | | | | | | |
| | 7月 | | | | | | | | |
| | 8月 | | | | | | | | |
| | 9月 | | | | | | | | |
| | 10月 | | | | | | | | |
| | 11月 | | | | | | | | |
| | 12月 | | | 4,365 | 1,096,546 | | | 4,365 | 1,096,546 |
| | 合計 | | 962 | 7,469 | 1,990,516 | | | 7,469 | 1,991,478 |
| メキシコ | 1月 | 40,368 | 9,326,711 | 23,711 | 5,907,052 | | | 64,079 | 15,233,763 |
| | 2月 | 29,498 | 8,231,030 | 26,944 | 6,563,572 | | | 56,442 | 14,794,602 |
| | 3月 | 12,826 | 7,698,758 | 28,072 | 8,143,227 | | | 40,898 | 15,841,985 |
| | 4月 | 10,066 | 7,353,213 | 27,424 | 7,995,988 | | | 37,490 | 15,349,201 |
| | 5月 | 7,594 | 2,742,113 | 28,007 | 9,043,830 | | | 35,601 | 11,785,943 |
| | 6月 | 30,016 | 4,622,497 | 13,387 | 4,937,182 | | | 43,403 | 9,559,679 |
| | 7月 | 7,050 | 955,114 | 14,609 | 4,951,455 | | | 21,659 | 5,906,569 |
| | 8月 | | | 12,383 | 3,782,917 | 10 | 8,316 | 12,393 | 3,791,233 |
| | 9月 | 603 | 683,731 | 10,898 | 3,120,922 | | | 11,501 | 3,804,653 |
| | 10月 | 3,553 | 3,064,754 | 5,996 | 2,131,853 | | | 9,549 | 5,196,607 |
| | 11月 | 9,711 | 3,911,496 | 13,631 | 3,812,250 | | | 23,342 | 7,723,746 |
| | 12月 | 23,580 | 8,216,458 | 17,496 | 5,437,270 | | | 41,076 | 13,653,728 |
| | 合計 | 174,868 | 56,805,875 | 222,557 | 65,827,518 | 10 | 8,316 | 397,435 | 122,641,709 |

種別産地別月別取扱高

令和3年1月～令和3年12月

上段 = 数量、下段 = 金額
単位：数量 = kg、金額 = 円

| 種 別 | | 野 菜 | | 果 実 | | 加 工 品 | | 合 計 | | |
|-------|-----|--------|------------|---------|------------|-------------|-----|---------|------------|-------------|
| 産 地 名 | 月 別 | 数 量 | 金 額 | 数 量 | 金 額 | 数 量 | 金 額 | 数 量 | 金 額 | |
| エクタドル | 1月 | | | 69,800 | 15,302,948 | | | 69,800 | 15,302,948 | |
| | 2月 | | | 72,686 | 15,869,029 | | | 72,686 | 15,869,029 | |
| | 3月 | | | 87,112 | 19,169,578 | | | 87,112 | 19,169,578 | |
| | 4月 | | | 92,683 | 20,634,422 | | | 92,683 | 20,634,422 | |
| | 5月 | | | 86,115 | 19,031,243 | | | 86,115 | 19,031,243 | |
| | 6月 | | | 106,205 | 23,736,285 | | | 106,205 | 23,736,285 | |
| | 7月 | | | 96,210 | 21,362,716 | | | 96,210 | 21,362,716 | |
| | 8月 | | | 80,150 | 17,597,808 | | | 80,150 | 17,597,808 | |
| | 9月 | | | 82,944 | 18,309,692 | | | 82,944 | 18,309,692 | |
| | 10月 | | | 87,176 | 19,322,555 | | | 87,176 | 19,322,555 | |
| | 11月 | | | 84,732 | 18,297,298 | | | 84,732 | 18,297,298 | |
| | 12月 | | | 80,753 | 17,708,390 | | | 80,753 | 17,708,390 | |
| | 合計 | | | | 1,026,565 | 226,341,964 | | | 1,026,565 | 226,341,964 |
| 韓 国 | 1月 | 1,927 | 1,162,920 | | | | | 1,927 | 1,162,920 | |
| | 2月 | 926 | 551,578 | | | | | 926 | 551,578 | |
| | 3月 | 1,605 | 909,144 | | | | | 1,605 | 909,144 | |
| | 4月 | 3,190 | 1,728,638 | | | | | 3,190 | 1,728,638 | |
| | 5月 | 5,267 | 2,642,909 | | | | | 5,267 | 2,642,909 | |
| | 6月 | 5,945 | 2,374,545 | | | | | 5,945 | 2,374,545 | |
| | 7月 | 4,052 | 1,966,168 | | | | | 4,052 | 1,966,168 | |
| | 8月 | 2,290 | 1,182,988 | | | | | 2,290 | 1,182,988 | |
| | 9月 | 450 | 156,924 | | | | | 450 | 156,924 | |
| | 10月 | 1,660 | 913,488 | | | | | 1,660 | 913,488 | |
| | 11月 | 3,171 | 1,340,005 | | | | | 3,171 | 1,340,005 | |
| | 12月 | 3,750 | 1,719,669 | | | | | 3,750 | 1,719,669 | |
| | 合計 | 34,233 | 16,648,976 | | | | | 34,233 | 16,648,976 | |
| カ ナ ダ | 1月 | | | | | | | | | |
| | 2月 | | | | | | | | | |
| | 3月 | | | | | | | | | |
| | 4月 | | | | | | | | | |
| | 5月 | | | | | | | | | |
| | 6月 | | | | | | | | | |
| | 7月 | | | | | | | | | |
| | 8月 | | | | | | 3 | 8,316 | 3 | 8,316 |
| | 9月 | 1 | 14,580 | | | | | | 1 | 14,580 |
| | 10月 | 2 | 22,140 | | | | | | 2 | 22,140 |
| | 11月 | | | | | | | | | |
| | 12月 | | | | | | 3 | 8,262 | 3 | 8,262 |
| | 合計 | 3 | 36,720 | | | | 6 | 16,578 | 9 | 53,298 |

種別産地別月別取扱高

令和3年1月～令和3年12月

上段 = 数量、下段 = 金額
単位：数量 = kg、金額 = 円

| 種 別 | | 野 菜 | | 果 実 | | 加 工 品 | | 合 計 | |
|-------|-----|-------|-----------|--------|-----------|------------|---------|-----------|-----------|
| 産 地 名 | 月 別 | 数 量 | 金 額 | 数 量 | 金 額 | 数 量 | 金 額 | 数 量 | 金 額 |
| チ リ | 1月 | | | 535 | 341,496 | 136 | 101,806 | 671 | 443,302 |
| | 2月 | | | 2,497 | 1,296,097 | 217 | 165,388 | 2,714 | 1,461,485 |
| | 3月 | | | 9,044 | 3,734,424 | 220 | 165,427 | 9,264 | 3,899,851 |
| | 4月 | | | 8,032 | 2,928,625 | 358 | 325,011 | 8,390 | 3,253,636 |
| | 5月 | | | 12,134 | 4,684,699 | 179 | 130,190 | 12,313 | 4,814,889 |
| | 6月 | | | 5,205 | 2,078,331 | 202 | 152,014 | 5,407 | 2,230,345 |
| | 7月 | | | 5,718 | 2,373,807 | 160 | 119,687 | 5,878 | 2,493,494 |
| | 8月 | | | 5,813 | 2,403,216 | 131 | 96,322 | 5,944 | 2,499,538 |
| | 9月 | | | 4,906 | 1,769,364 | 125 | 93,191 | 5,031 | 1,862,555 |
| | 10月 | | | 5,567 | 1,747,764 | 149 | 111,349 | 5,716 | 1,859,113 |
| | 11月 | | | 6,202 | 1,732,536 | 202 | 152,909 | 6,404 | 1,885,445 |
| | 12月 | | | 4,350 | 1,193,152 | 162 | 122,207 | 4,512 | 1,315,359 |
| | 合計 | | | | 70,003 | 26,283,511 | 2,241 | 1,735,501 | 72,244 |
| ペ ル ー | 1月 | 65 | 85,567 | 37 | 23,868 | | | 102 | 109,435 |
| | 2月 | 65 | 76,645 | 1,110 | 219,780 | | | 1,175 | 296,425 |
| | 3月 | 9 | 15,968 | 339 | 212,868 | 1 | 864 | 349 | 229,700 |
| | 4月 | 2 | 18,652 | 145 | 97,956 | | | 147 | 116,608 |
| | 5月 | 4 | 33,723 | 78 | 24,084 | | | 82 | 57,807 |
| | 6月 | 27 | 55,815 | 718 | 301,265 | | | 745 | 357,080 |
| | 7月 | 94 | 136,542 | 3,358 | 1,289,787 | | | 3,452 | 1,426,329 |
| | 8月 | 1,090 | 1,281,461 | 3,279 | 849,745 | | | 4,369 | 2,131,206 |
| | 9月 | 694 | 834,921 | 2,407 | 689,558 | | | 3,101 | 1,524,479 |
| | 10月 | 329 | 341,955 | 1,685 | 675,864 | | | 2,014 | 1,017,819 |
| | 11月 | 81 | 119,645 | 90 | 59,832 | | | 171 | 179,477 |
| | 12月 | 179 | 244,371 | 18 | 20,736 | | | 197 | 265,107 |
| | 合計 | 2,637 | 3,245,265 | 13,265 | 4,465,343 | 1 | 864 | 15,903 | 7,711,472 |
| ベルギー | 1月 | 150 | 22,248 | | | | | 150 | 22,248 |
| | 2月 | | | | | | | | |
| | 3月 | | | | | | | | |
| | 4月 | 1 | 1,648 | | | | | 1 | 1,648 |
| | 5月 | | | | | | | | |
| | 6月 | 5 | 1,889 | | | | | 5 | 1,889 |
| | 7月 | | | | | | | | |
| | 8月 | | | | | | | | |
| | 9月 | | | | | | | | |
| | 10月 | 24 | 11,772 | | | | | 24 | 11,772 |
| | 11月 | 5 | 10,800 | | | | | 5 | 10,800 |
| | 12月 | 1 | 1,037 | | | | | 1 | 1,037 |
| | 合計 | 186 | 49,394 | | | | | 186 | 49,394 |

種別産地別月別取扱高

令和3年1月～令和3年12月

上段 = 数量、下段 = 金額
 単位：数量 = kg、金額 = 円

| 種 別 | | 野 菜 | | 果 実 | | 加 工 品 | | 合 計 | |
|--------|-----|-------|---------|--------|-----------|-------|-----------|--------|-----------|
| 産 地 名 | 月 別 | 数 量 | 金 額 | 数 量 | 金 額 | 数 量 | 金 額 | 数 量 | 金 額 |
| インドネシア | 1月 | | | | | | | | |
| | 2月 | | | 520 | 65,880 | 480 | 105,300 | 1,000 | 171,180 |
| | 3月 | | | 432 | 93,312 | 480 | 105,300 | 912 | 198,612 |
| | 4月 | | | 1,440 | 272,970 | 330 | 105,300 | 1,770 | 378,270 |
| | 5月 | | | | | 480 | 105,300 | 480 | 105,300 |
| | 6月 | | | | | 480 | 105,300 | 480 | 105,300 |
| | 7月 | | | | | 480 | 105,300 | 480 | 105,300 |
| | 8月 | | | | | 480 | 105,300 | 480 | 105,300 |
| | 9月 | | | | | | | | |
| | 10月 | | | | | 480 | 150,660 | 480 | 150,660 |
| | 11月 | 1,760 | 372,978 | | | 480 | 150,660 | 2,240 | 523,638 |
| | 12月 | | | | | 480 | 150,660 | 480 | 150,660 |
| | 合計 | 1,760 | 372,978 | 2,392 | 432,162 | 4,650 | 1,189,080 | 8,802 | 1,994,220 |
| ベトナム | 1月 | | | 105 | 49,680 | | | 105 | 49,680 |
| | 2月 | | | 635 | 153,544 | | | 635 | 153,544 |
| | 3月 | | | 795 | 192,595 | | | 795 | 192,595 |
| | 4月 | | | 2,520 | 570,510 | | | 2,520 | 570,510 |
| | 5月 | | | 1,210 | 299,008 | | | 1,210 | 299,008 |
| | 6月 | | | 1,148 | 296,517 | | | 1,148 | 296,517 |
| | 7月 | | | 755 | 230,980 | | | 755 | 230,980 |
| | 8月 | | | 553 | 152,345 | | | 553 | 152,345 |
| | 9月 | | | 1,713 | 184,140 | | | 1,713 | 184,140 |
| | 10月 | | | 1,705 | 265,788 | | | 1,705 | 265,788 |
| | 11月 | | | 2,253 | 333,644 | | | 2,253 | 333,644 |
| | 12月 | 184 | 184,896 | 810 | 179,464 | | | 994 | 364,360 |
| | 合計 | 184 | 184,896 | 14,202 | 2,908,215 | | | 14,386 | 3,093,111 |
| カンボジア | 1月 | | | | | | | | |
| | 2月 | | | | | | | | |
| | 3月 | | | | | | | | |
| | 4月 | | | | | | | | |
| | 5月 | | | | | | | | |
| | 6月 | | | | | 40 | 69,120 | 40 | 69,120 |
| | 7月 | | | | | 10 | 17,280 | 10 | 17,280 |
| | 8月 | | | | | 20 | 34,290 | 20 | 34,290 |
| | 9月 | | | | | 20 | 34,560 | 20 | 34,560 |
| | 10月 | | | | | 22 | 38,016 | 22 | 38,016 |
| | 11月 | 10 | 17,280 | | | | | 10 | 17,280 |
| | 12月 | | | | | 20 | 34,560 | 20 | 34,560 |
| | 合計 | 10 | 17,280 | | | 132 | 227,826 | 142 | 245,106 |

種別産地別月別取扱高

令和3年1月～令和3年12月

上段 = 数量、下段 = 金額
単位：数量 = kg、金額 = 円

| 種 別 | | 野 菜 | | 果 実 | | 加 工 品 | | 合 計 | | |
|----------|-----|-----|-------|---------|-----|-------|-----|--------|-------|---------|
| 産 地 名 | 月 別 | 数 量 | 金 額 | 数 量 | 金 額 | 数 量 | 金 額 | 数 量 | 金 額 | |
| ニューカレドニア | 1月 | | | | | | | | | |
| | 2月 | | | | | | | | | |
| | 3月 | | | | | | | | | |
| | 4月 | | | | | | | | | |
| | 5月 | | | | | | | | | |
| | 6月 | | | | | | | | | |
| | 7月 | | | | | | | | | |
| | 8月 | | | | | | | | | |
| | 9月 | | | | | | | | | |
| | 10月 | | | | | | | | | |
| | 11月 | | | | | | | | | |
| | 12月 | | 1,330 | 224,370 | | | | | 1,330 | 224,370 |
| | 合計 | | 1,330 | 224,370 | | | | | 1,330 | 224,370 |
| イ ラ ン | 1月 | | | | | | | | | |
| | 2月 | | | | | | | | | |
| | 3月 | | 70 | 52,920 | | | | | 70 | 52,920 |
| | 4月 | | | | | | | | | |
| | 5月 | | | | | | | | | |
| | 6月 | | | | | | | | | |
| | 7月 | | | | | | | | | |
| | 8月 | | | | | | | | | |
| | 9月 | | | | | | | | | |
| | 10月 | | | | | | | | | |
| | 11月 | | | | | | | | | |
| | 12月 | | | | | | | | | |
| | 合計 | | 70 | 52,920 | | | | | 70 | 52,920 |
| イ ン ド | 1月 | | | | | | | | | |
| | 2月 | | | | | | | | | |
| | 3月 | | | | | | | | | |
| | 4月 | | | | | | | | | |
| | 5月 | | | | | | | | | |
| | 6月 | | | | | | | | | |
| | 7月 | | | | | | 4 | 13,770 | 4 | 13,770 |
| | 8月 | | | | | | | | | |
| | 9月 | | | | | | | | | |
| | 10月 | | | | | | | | | |
| | 11月 | | | | | | | | | |
| | 12月 | | | | | | 4 | 13,824 | 4 | 13,824 |
| | 合計 | | | | | | 9 | 27,594 | 9 | 27,594 |

種別産地別月別取扱高

令和3年1月～令和3年12月

上段 = 数量、下段 = 金額
 単位：数量 = kg、金額 = 円

| 種 別 | | 野 菜 | | 果 実 | | 加 工 品 | | 合 計 | | |
|-------------------------------------|-----|-------|---------|-----|-----|---------|-------|-------|---------|---------|
| 産 地 名 | 月 別 | 数 量 | 金 額 | 数 量 | 金 額 | 数 量 | 金 額 | 数 量 | 金 額 | |
| ブラジル | 1月 | | | | | | | | | |
| | 2月 | | | | | | | | | |
| | 3月 | | | | | | | | | |
| | 4月 | | | | | | | | | |
| | 5月 | | | | | | | | | |
| | 6月 | | | | | | | | | |
| | 7月 | | | | | | | | | |
| | 8月 | | | | | | | | | |
| | 9月 | | | | 20 | 25,920 | | | 20 | 25,920 |
| | 10月 | | | | 60 | 70,308 | | | 60 | 70,308 |
| | 11月 | | | | 28 | 25,380 | | | 28 | 25,380 |
| | 12月 | | | | | | | | | |
| | 合計 | | | | 108 | 121,608 | | | 108 | 121,608 |
| スペイン | 1月 | 68 | 25,489 | | | | | 68 | 25,489 | |
| | 2月 | 96 | 36,245 | | | | | 96 | 36,245 | |
| | 3月 | 136 | 51,150 | | | | | 136 | 51,150 | |
| | 4月 | 156 | 56,053 | | | | | 156 | 56,053 | |
| | 5月 | 188 | 70,505 | | | | | 188 | 70,505 | |
| | 6月 | 212 | 78,242 | | | | | 212 | 78,242 | |
| | 7月 | 192 | 70,293 | | | | | 192 | 70,293 | |
| | 8月 | 232 | 85,198 | | | | | 232 | 85,198 | |
| | 9月 | 156 | 57,288 | | | | | 156 | 57,288 | |
| | 10月 | 132 | 48,455 | | | | | 132 | 48,455 | |
| | 11月 | 152 | 55,819 | | | | | 152 | 55,819 | |
| | 12月 | 168 | 61,630 | | | | | 168 | 61,630 | |
| | 合計 | 1,888 | 696,367 | | | | | 1,888 | 696,367 | |
| サウシ [*] アラビ [*] ア | 1月 | | | | | 6 | 8,942 | 6 | 8,942 | |
| | 2月 | | | | | | | | | |
| | 3月 | | | | | | | | | |
| | 4月 | | | | | | | | | |
| | 5月 | | | | | | | | | |
| | 6月 | | | | | | | | | |
| | 7月 | | | | | | | | | |
| | 8月 | | | | | | | | | |
| | 9月 | | | | | | | | | |
| | 10月 | | | | | | | | | |
| | 11月 | | | | | | | | | |
| | 12月 | | | | | | | | | |
| | 合計 | | | | | | 6 | 8,942 | 6 | 8,942 |

種別産地別月別取扱高

令和3年1月～令和3年12月

上段 = 数量、下段 = 金額
単位：数量 = kg、金額 = 円

| 種 別 | | 野 菜 | | 果 実 | | 加 工 品 | | 合 計 | |
|---------|------|-------|-----------|-------|---------|-------|---------|--------|-----------|
| 産 地 名 | 月 別 | 数 量 | 金 額 | 数 量 | 金 額 | 数 量 | 金 額 | 数 量 | 金 額 |
| イ ン ド | 1 月 | | | | | | | | |
| | 2 月 | | | | | | | | |
| | 3 月 | | | | | 11 | 20,196 | 11 | 20,196 |
| | 4 月 | | | | | | | | |
| | 5 月 | | | | | | | | |
| | 6 月 | | | | | | | | |
| | 7 月 | | | | | | | | |
| | 8 月 | | | 5 | 5,670 | | | 5 | 5,670 |
| | 9 月 | | | | | | | | |
| | 10 月 | | | | | | | | |
| | 11 月 | | | | | | | | |
| | 12 月 | | | | | | | | |
| | 合 計 | | | | 5 | 5,670 | 11 | 20,196 | 16 |
| ト ル コ | 1 月 | | | | | | | | |
| | 2 月 | | | | | 3 | 4,320 | 3 | 4,320 |
| | 3 月 | | | 731 | 119,232 | 16 | 23,760 | 747 | 142,992 |
| | 4 月 | | | 1,037 | 186,430 | 16 | 23,760 | 1,053 | 210,190 |
| | 5 月 | | | | | 3 | 4,320 | 3 | 4,320 |
| | 6 月 | | | | | 49 | 73,440 | 49 | 73,440 |
| | 7 月 | | | | | 33 | 49,680 | 33 | 49,680 |
| | 8 月 | | | | | 35 | 54,000 | 35 | 54,000 |
| | 9 月 | | | | | 3 | 4,320 | 3 | 4,320 |
| | 10 月 | | | | | 23 | 44,216 | 23 | 44,216 |
| | 11 月 | 4 | 2,160 | 2 | 2,160 | 77 | 119,016 | 83 | 123,336 |
| | 12 月 | | | 2 | 2,160 | 46 | 76,248 | 48 | 78,408 |
| | 合 計 | 4 | 2,160 | 1,771 | 309,982 | 305 | 477,080 | 2,080 | 789,222 |
| オ マ ー ン | 1 月 | 1,156 | 970,569 | | | | | 1,156 | 970,569 |
| | 2 月 | 1,048 | 852,886 | | | | | 1,048 | 852,886 |
| | 3 月 | 1,399 | 1,011,636 | | | | | 1,399 | 1,011,636 |
| | 4 月 | 70 | 46,872 | | | | | 70 | 46,872 |
| | 5 月 | | | | | | | | |
| | 6 月 | | | | | | | | |
| | 7 月 | | | | | | | | |
| | 8 月 | | | | | | | | |
| | 9 月 | | | | | | | | |
| | 10 月 | | | | | | | | |
| | 11 月 | | | | | | | | |
| | 12 月 | 477 | 119,156 | | | | | 477 | 119,156 |
| | 合 計 | 4,150 | 3,001,119 | | | | | 4,150 | 3,001,119 |

種別産地別月別取扱高

令和3年1月～令和3年12月

上段 = 数量、下段 = 金額
単位：数量 = kg、金額 = 円

| 種 別 | | 野 菜 | | 果 実 | | 加 工 品 | | 合 計 | |
|-----------|------|-----|--------|--------|------------|-------|-------|--------|------------|
| | | 数 量 | 金 額 | 数 量 | 金 額 | 数 量 | 金 額 | 数 量 | 金 額 |
| フ ラ ン ス | 1 月 | 5 | 3,780 | | | | | 5 | 3,780 |
| | 2 月 | 1 | 923 | | | | | 1 | 923 |
| | 3 月 | 5 | 3,564 | | | | | 5 | 3,564 |
| | 4 月 | 5 | 3,780 | | | | | 5 | 3,780 |
| | 5 月 | | | | | 5 | 3,780 | 5 | 3,780 |
| | 6 月 | 20 | 12,960 | | | | | 20 | 12,960 |
| | 7 月 | | | | | | | | |
| | 8 月 | | | | | | | | |
| | 9 月 | 10 | 7,560 | | | | | 10 | 7,560 |
| | 10 月 | 7 | 5,940 | | | | | 7 | 5,940 |
| | 11 月 | 7 | 6,372 | | | | | 7 | 6,372 |
| | 12 月 | 5 | 4,860 | | | | | 5 | 4,860 |
| | 合 計 | 65 | 49,739 | | | 5 | 3,780 | 70 | 53,519 |
| 南 ア フ リ カ | 1 月 | | | | | | | | |
| | 2 月 | | | | | | | | |
| | 3 月 | | | | | | | | |
| | 4 月 | | | | | | | | |
| | 5 月 | | | 1,104 | 262,116 | | | 1,104 | 262,116 |
| | 6 月 | | | 11,697 | 3,134,096 | | | 11,697 | 3,134,096 |
| | 7 月 | | | 15,554 | 3,171,415 | | | 15,554 | 3,171,415 |
| | 8 月 | | | 17,242 | 3,276,145 | | | 17,242 | 3,276,145 |
| | 9 月 | | | 7,818 | 1,311,240 | | | 7,818 | 1,311,240 |
| | 10 月 | | | 7,059 | 1,074,927 | | | 7,059 | 1,074,927 |
| | 11 月 | | | 1,738 | 314,756 | | | 1,738 | 314,756 |
| | 12 月 | | | 101 | 22,734 | | | 101 | 22,734 |
| | 合 計 | | | 62,313 | 12,567,429 | | | 62,313 | 12,567,429 |
| イ ギ リ ス | 1 月 | | | | | | | | |
| | 2 月 | | | | | | | | |
| | 3 月 | | | | | | | | |
| | 4 月 | | | | | | | | |
| | 5 月 | | | | | | | | |
| | 6 月 | | | | | | | | |
| | 7 月 | | | | | | | | |
| | 8 月 | | | | | | | | |
| | 9 月 | | | | | | | | |
| | 10 月 | 3 | 2,160 | | | | | 3 | 2,160 |
| | 11 月 | 13 | 3,240 | | | | | 13 | 3,240 |
| | 12 月 | 15 | 2,160 | | | | | 15 | 2,160 |
| | 合 計 | 30 | 7,560 | | | | | 30 | 7,560 |

種別産地別月別取扱高

令和3年1月～令和3年12月

上段 = 数量、下段 = 金額
単位：数量 = kg、金額 = 円

| 種 別 | | 野 菜 | | 果 実 | | 加 工 品 | | 合 計 | |
|-------|-----|-----|-----|-----|--------|--------|--------|--------|--------|
| 産 地 名 | 月 別 | 数 量 | 金 額 | 数 量 | 金 額 | 数 量 | 金 額 | 数 量 | 金 額 |
| パキスタン | 1月 | | | | | | | | |
| | 2月 | | | | | | | | |
| | 3月 | | | | | | | | |
| | 4月 | | | | | | | | |
| | 5月 | | | | | | | | |
| | 6月 | | | | | | | | |
| | 7月 | | | 10 | 11,880 | | | 10 | 11,880 |
| | 8月 | | | | | | | | |
| | 9月 | | | | | | | | |
| | 10月 | | | | | | | | |
| | 11月 | | | | | | | | |
| | 12月 | | | | | | | | |
| | 合計 | | | | 10 | 11,880 | | | 10 |
| チュニジア | 1月 | | | | | | | | |
| | 2月 | | | | | 4 | 5,562 | 4 | 5,562 |
| | 3月 | | | | | 5 | 8,262 | 5 | 8,262 |
| | 4月 | | | | | | | | |
| | 5月 | | | | | | | | |
| | 6月 | | | | | 5 | 8,316 | 5 | 8,316 |
| | 7月 | | | | | | | | |
| | 8月 | | | | | 11 | 16,524 | 11 | 16,524 |
| | 9月 | | | | | 7 | 11,124 | 7 | 11,124 |
| | 10月 | | | | | 10 | 14,040 | 10 | 14,040 |
| | 11月 | | | | | | | | |
| | 12月 | | | | | 9 | 13,986 | 9 | 13,986 |
| | 合計 | | | | | | 51 | 77,814 | 51 |
| | 月 | | | | | | | | |
| | 月 | | | | | | | | |
| | 月 | | | | | | | | |
| | 月 | | | | | | | | |
| | 月 | | | | | | | | |
| | 月 | | | | | | | | |
| | 月 | | | | | | | | |
| | 月 | | | | | | | | |
| | 月 | | | | | | | | |
| | 月 | | | | | | | | |
| | 合計 | | | | | | | | |

品目別取扱金額順位表

令和3年1月～令和3年12月

単位：金額＝円

| 区分 順位 | 野 菜 | | | 果 実 | | | 合 計 | | |
|----------|-------------|---------------|-------|---------------|---------------|-------|-----------|----------------|-------|
| | 品 名 | 金 額 | 比率 | 品 名 | 金 額 | 比率 | 品 名 | 金 額 | 比率 |
| 1 | と ま と | 665,115,648 | 8.9 | バ ナ ナ | 657,840,063 | 20.5 | と ま と | 665,115,648 | 6.1 |
| 2 | た ま ね ぎ | 533,940,111 | 7.1 | り ん ご | 417,757,386 | 13.0 | バ ナ ナ | 657,840,063 | 6.0 |
| 3 | ね ぎ | 435,164,561 | 5.8 | い ち ご | 321,969,751 | 10.0 | た ま ね ぎ | 533,940,111 | 4.9 |
| 4 | き ゆ う り | 401,503,968 | 5.4 | み か ん | 299,710,525 | 9.3 | ね ぎ | 435,164,561 | 4.0 |
| 5 | に ん じ ん | 334,790,140 | 4.5 | す い か | 249,600,317 | 7.8 | り ん ご | 417,757,386 | 3.8 |
| 6 | ば れ い し ょ | 321,982,047 | 4.3 | ぶ ど う | 225,776,207 | 7.0 | き ゆ う り | 401,503,968 | 3.7 |
| 7 | ほう れ ん そ う | 298,990,829 | 4.0 | メ ロ ン | 192,745,202 | 6.0 | に ん じ ん | 334,790,140 | 3.1 |
| 8 | き ゃ べ つ | 243,364,726 | 3.2 | な し | 128,404,593 | 4.0 | ば れ い し ょ | 321,982,047 | 3.0 |
| 9 | ブ ロ ッ コ リ ー | 241,105,351 | 3.2 | も も | 114,848,275 | 3.6 | い ち ご | 321,969,751 | 3.0 |
| 10 | な す | 239,336,139 | 3.2 | キ ウ イ フ ル ー ツ | 107,320,168 | 3.3 | み か ん | 299,710,525 | 2.8 |
| | | | | | | | | | |
| | | | | | | | | | |
| | | | | | | | | | |
| | | | | | | | | | |
| | | | | | | | | | |
| | | | | | | | | | |
| | | | | | | | | | |
| | | | | | | | | | |
| | | | | | | | | | |
| | | | | | | | | | |
| | | | | | | | | | |
| | | | | | | | | | |
| | | | | | | | | | |
| | | | | | | | その他野菜・果実 | 6,316,617,828 | 57.9 |
| | その他野菜 | 3,778,602,906 | 50.4 | その他果実 | 496,523,115 | 15.5 | 加工品 | 181,184,947 | 1.7 |
| | 合 計 | 7,493,896,426 | 100.0 | 合 計 | 3,212,495,602 | 100.0 | 合 計 | 10,887,576,975 | 100.0 |

品目別取扱数量順位表

令和3年1月～令和3年12月

単位：数量 = kg

| 区分 順位 | 野菜 | | | 果実 | | | 合計 | | |
|----------|-------|------------|-------|--------|-----------|-------|----------|------------|-------|
| | 品名 | 数量 | 比率 | 品名 | 数量 | 比率 | 品名 | 数量 | 比率 |
| 1 | たまねぎ | 4,866,038 | 16.3 | バナナ | 3,109,895 | 32.7 | たまねぎ | 4,866,038 | 12.2 |
| 2 | きゃべつ | 2,992,401 | 10.0 | りんご | 1,521,200 | 16.0 | バナナ | 3,109,895 | 7.8 |
| 3 | にんじん | 2,530,689 | 8.5 | みかん | 1,190,077 | 12.5 | きゃべつ | 2,992,401 | 7.5 |
| 4 | とまと | 2,143,982 | 7.2 | すいか | 939,502 | 9.9 | にんじん | 2,530,689 | 6.3 |
| 5 | はくさい | 1,673,787 | 5.6 | メロン | 428,584 | 4.5 | とまと | 2,143,982 | 5.4 |
| 6 | ばれいしょ | 1,573,193 | 5.3 | なし | 308,329 | 3.2 | はくさい | 1,673,787 | 4.2 |
| 7 | だいこん | 1,504,437 | 5.0 | ぶどう | 253,756 | 2.7 | ばれいしょ | 1,573,193 | 3.9 |
| 8 | きゅうり | 1,394,628 | 4.7 | いちご | 226,748 | 2.4 | りんご | 1,521,200 | 3.8 |
| 9 | レタス | 1,296,204 | 4.3 | パイナップル | 199,301 | 2.1 | だいこん | 1,504,437 | 3.8 |
| 10 | ねぎ | 1,255,763 | 4.2 | もも | 184,384 | 1.9 | きゅうり | 1,394,628 | 3.5 |
| | | | | | | | | | |
| | | | | | | | | | |
| | | | | | | | | | |
| | | | | | | | | | |
| | | | | | | | | | |
| | | | | | | | | | |
| | | | | | | | | | |
| | | | | | | | | | |
| | | | | | | | | | |
| | | | | | | | | | |
| | | | | | | | その他野菜・果実 | 16,135,140 | 40.3 |
| | その他野菜 | 8,706,199 | 28.9 | その他果実 | 1,146,293 | 12.1 | 加工品 | 530,301 | 1.3 |
| | 合計 | 29,937,321 | 100.0 | 合計 | 9,508,069 | 100.0 | 合計 | 39,975,691 | 100.0 |

品目別産地別月別取扱高(野菜)

令和3年1月～令和3年12月

上段 = 数量、下段 = 金額
単位：数量 = kg、金額 = 円

| 品目名 | 産地名 | 合計 | 1月 | 2月 | 3月 | 4月 | 5月 | 6月 | 7月 | 8月 | 9月 | 10月 | 11月 | 12月 |
|------|--------------------------|-----------------------|----------------------|----------------------|-----------------------|-----------------------|-----------------------|-----------------------|-----------------------|-----------------------|-----------------------|-----------------------|---------------------|---------------------|
| だいこん | 秋田 | 91,847 8,350,517 | 3,122 284,257 | 1,521 139,115 | 506 39,024 | 50 540 | 292 17,529 | 492 23,733 | 359 24,257 | 20 54 | 32,390 3,321,756 | 41,642 3,302,821 | 5,246 612,756 | 6,207 584,675 |
| | 北海道 | 12,918 1,404,258 | | | | | | 1,730 339,675 | 1,560 136,132 | 5,680 608,884 | 3,948 319,567 | | | |
| | 青森 | 836,738 82,875,998 | | | 700 87,804 | | 29,430 2,980,908 | 126,852 15,118,742 | 112,640 11,478,240 | 152,860 15,852,239 | 198,290 20,849,012 | 132,066 11,471,976 | 82,800 4,999,061 | 1,100 38,016 |
| | 岩手 | 8,570 1,041,930 | | | | | | | 3,780 461,376 | 500 49,086 | | 4,290 531,468 | | |
| | 宮城 | 10 108 | | | | 10 108 | | | | | | | | |
| | 山形 | 44,894 2,527,038 | 9,638 693,630 | 10,380 727,974 | | | | 1,120 45,684 | 1,030 80,784 | 820 106,272 | | 6,360 244,836 | 10,686 440,370 | 4,860 187,488 |
| | 茨城 | 7,662 928,712 | | | | 653 346,536 | 5,779 547,033 | 10 1,512 | 9 3,564 | | | | 11 3,888 | 1,200 26,179 |
| | 栃木 | 120,600 11,188,584 | | | | 80,890 7,701,426 | 39,380 3,472,902 | 330 14,256 | | | | | | |
| | 群馬 | 16,685 2,003,648 | 228 47,466 | 178 55,080 | 275 75,140 | 563 168,346 | 11,760 1,144,300 | 692 115,061 | 501 80,239 | 248 46,860 | 174 60,203 | 1,097 99,826 | 828 73,165 | 141 37,962 |
| | 埼玉 | 3,492 823,613 | | 18 3,927 | 669 462,739 | | 362 50,043 | 500 61,364 | 585 65,232 | 623 77,551 | 246 41,399 | 339 44,355 | 150 17,003 | |
| | 千葉 | 293,080 33,976,088 | 55,977 6,959,743 | 43,553 5,428,938 | 53,632 7,485,234 | 24,595 4,321,364 | 33,695 3,414,286 | 922 64,903 | | | 12 1,350 | | 16,854 1,054,394 | 63,840 5,245,876 |
| | 神奈川 | 61,633 13,126,395 | 19,497 2,576,932 | 17,061 6,051,298 | 12,456 3,849,545 | 20 4,579 | | 1,170 85,590 | | | | 180 17,371 | 1,445 67,237 | 9,804 473,843 |
| | 長野 | 400 69,811 | | | | | | 400 69,811 | | | | | | |
| | 静岡 | 129 60,067 | 55 3,564 | | | | 74 56,503 | | | | | | | |
| | 愛知 | 12 14,580 | | | | | | | | | 10 5,940 | | 2 8,640 | |
| | 京都 | 80 14,148 | | | | | | | | | | 10 3,348 | 30 3,672 | 40 7,128 |
| | 大阪 | 18 6,372 | | | | | | 2 1,296 | | | 10 4,104 | 6 972 | | |
| | 福岡 | 1 2,404 | | | | | | | | | | | | 1 2,404 |
| | 熊本 | 2,620 376,272 | 2,620 376,272 | | | | | | | | | | | |
| | 鹿児島 | 3,050 363,749 | 3,050 363,749 | | | | | | | | | | | |
| 計 | 1,504,437 159,154,292 | 94,187 11,305,613 | 72,711 12,406,332 | 68,237 11,999,486 | 106,855 12,599,402 | 121,821 11,673,981 | 134,128 15,975,431 | 120,254 12,355,312 | 159,931 16,634,674 | 235,078 24,603,331 | 185,990 15,716,973 | 118,052 7,280,186 | 87,193 6,603,571 | |

品目別産地別月別取扱高(野菜)

令和3年1月～令和3年12月

上段 = 数量、下段 = 金額
単位：数量 = kg、金額 = 円

| 品目名 | 産地名 | 合計 | 1月 | 2月 | 3月 | 4月 | 5月 | 6月 | 7月 | 8月 | 9月 | 10月 | 11月 | 12月 | | |
|------|----------------|------|-----------------------|-----------------------|---------------------|---------------------|---------------------|---------------------|---------------------|---------------------|-----------------------|-----------------------|-----------------------|-----------------------|-----------------------|---------------------|
| だいこん | 平均単価 | 106 | 120 | 171 | 176 | 118 | 96 | 119 | 103 | 104 | 105 | 85 | 62 | 76 | | |
| | かぶ | 秋田 | 2,064 245,542 | | | | | 188 24,160 | 95 8,262 | 5 518 | | 7 1,652 | 583 75,272 | 1,126 127,848 | 60 7,830 | |
| | | 青森 | 107,417 18,109,382 | | | | | 6,438 1,262,553 | 34,206 5,722,156 | 20,563 3,366,360 | 10,994 1,987,740 | 13,707 2,559,675 | 14,361 2,240,235 | 6,423 881,422 | 725 89,241 | |
| | | 山形 | 555 45,144 | | | | | | | | | | 140 20,412 | 370 19,872 | 45 4,860 | |
| | | 福島 | 292 36,072 | | | | | 292 36,072 | | | | | | | | |
| | | 茨城 | 1 670 | | | | | | | | | | | 1 670 | | |
| | | 栃木 | 63,669 10,471,476 | 361 86,184 | 5,068 926,618 | 7,644 1,402,287 | 12,866 2,330,450 | 9,198 1,632,226 | | | | | 3,101 475,978 | 14,539 2,117,266 | 10,892 1,500,467 | |
| | | 埼玉 | 42,618 6,396,665 | 5,503 1,148,240 | 1,810 386,316 | 6,128 1,056,627 | 13,072 1,605,852 | 8,090 1,340,480 | 20 3,240 | | 5 1,296 | 560 89,856 | 1,864 193,244 | 755 80,600 | 4,811 490,914 | |
| | | 千葉 | 45,428 6,834,149 | 8,733 1,637,308 | 9,549 1,471,024 | 5,555 892,304 | 9,871 1,190,887 | 4,763 700,266 | 600 96,984 | | 31 4,709 | | 88 11,664 | 1,572 206,431 | 4,666 622,572 | |
| | | 神奈川 | 42 29,544 | | 25 15,271 | | | | | | | | 8 7,047 | 9 7,226 | | |
| | | 京都 | 55 28,469 | | | | 864 | | | | | | | 41 18,857 | 14 8,748 | |
| | | 福岡 | 30 16,835 | | | | | | | | | | | 15 6,597 | 15 10,238 | |
| | | 計 | 262,171 42,213,948 | 14,597 2,871,732 | 16,452 2,799,229 | 19,327 3,352,082 | 35,810 5,127,189 | 28,969 4,995,757 | 34,923 5,830,642 | 20,567 3,366,878 | 11,030 1,993,745 | 14,273 2,651,183 | 20,145 3,023,852 | 24,851 3,466,789 | 21,227 2,734,870 | |
| | | 平均単価 | 161 | 197 | 170 | 173 | 143 | 172 | 167 | 164 | 181 | 186 | 150 | 140 | 129 | |
| | | にんじん | 秋田 | 33,687 6,087,980 | 777 126,279 | 533 270,239 | 526 380,266 | 2,123 482,611 | | 104 136,815 | 5,469 470,109 | 8,417 1,691,537 | 1,856 435,754 | 1,011 118,973 | 8,931 1,191,830 | 3,940 783,567 |
| | | | 北海道 | 416,177 51,120,375 | | | | | | | | 100,773 16,717,967 | 142,215 17,966,945 | 145,136 12,414,166 | 20,453 3,233,977 | 7,600 787,320 |
| | | | 青森 | 730,280 68,755,964 | 640 130,788 | 700 147,798 | 150 40,500 | 60 15,552 | 390 69,282 | 22,805 3,093,876 | 180,684 19,387,267 | 53,720 6,307,348 | 98,462 10,750,092 | 244,715 16,945,919 | 127,894 11,862,790 | 60 4,752 |
| | | | 茨城 | 167,044 21,934,502 | 24,110 3,286,061 | 28,380 3,740,189 | 9,790 1,665,137 | | 43,900 5,681,934 | 56,440 7,189,225 | 630 54,976 | 4 1,188 | | | | 3,790 315,792 |
| | | | 栃木 | 133,429 16,037,756 | 447 465,062 | 133 168,131 | 3,300 870,588 | | 24,500 3,414,917 | 59,249 7,413,527 | 2,780 224,263 | | | | 7,530 710,100 | 35,490 2,771,168 |
| 群馬 | 221 154,964 | | 56 49,880 | 21 17,172 | 55 14,796 | | 12 5,022 | | | | | | | 77 68,094 | | |
| 埼玉 | 460 71,853 | | | 310 32,584 | 150 39,269 | | | | | | | | | | | |

品目別産地別月別取扱高(野菜)

令和3年1月～令和3年12月

上段 = 数量、下段 = 金額
単位：数量 = kg、金額 = 円

| 品目名 | 産地名 | 合計 | 1月 | 2月 | 3月 | 4月 | 5月 | 6月 | 7月 | 8月 | 9月 | 10月 | 11月 | 12月 | |
|------|------|--------------------------|-----------------------|-----------------------|-----------------------|-----------------------|-----------------------|-----------------------|-----------------------|-----------------------|-----------------------|-----------------------|-----------------------|-----------------------|---------------------|
| にんじん | 千葉 | 496,533 62,858,729 | 90,660 13,441,334 | 68,800 11,647,615 | 29,130 6,788,285 | 10 3,564 | 7,030 1,060,473 | 4,960 718,114 | 2 1,269 | | | | 124,200 12,855,866 | 171,741 16,341,577 | |
| | 神奈川 | 178 | | | | | | | | 178 | | | | | |
| | 静岡 | 70 20,736 | | | | 70 20,736 | | | | | | | | | |
| | 愛知 | 250 56,176 | | | 250 56,176 | | | | | | | | | | |
| | 滋賀 | 1,740 216,000 | | | | | | | 1,740 216,000 | | | | | | |
| | 京都 | 65 23,220 | | 25 10,476 | | | | | | | | | 10 3,888 | 30 8,856 | |
| | 和歌山 | 5 7,236 | | | | | | | | | | | | 5 7,236 | |
| | 岡山 | 15 7,555 | | | | | | | | | | 10 3,205 | 5 4,350 | | |
| | 徳島 | 149,033 29,463,413 | | | 35,580 8,531,546 | 74,849 14,124,223 | 38,604 6,807,644 | | | | | | | | |
| | 香川 | 1,940 503,951 | 155 43,308 | 25 7,236 | | | | | | | | | | 265 101,867 | 1,495 351,540 |
| | 福岡 | 1 1,728 | | | | | | | | | | | | | 1 1,728 |
| | 佐賀 | 5,990 825,552 | | | | | | | 5,990 825,552 | | | | | | |
| | 長崎 | 120 34,992 | | | | 120 34,992 | | | | | | | | | |
| | 熊本 | 393,139 76,473,576 | 42,017 7,160,401 | 56,187 10,087,184 | 76,714 19,361,532 | 97,355 19,200,790 | 66,889 11,437,009 | 35,686 6,267,215 | 720 822,538 | 21 24,427 | | | | | 17,550 2,112,480 |
| | 鹿児島 | 480 128,844 | | 80 20,736 | 400 108,108 | | | | | | | | | | |
| | 沖縄 | 10 4,860 | | | | | 10 4,860 | | | | | | | | |
| | 計 | 2,530,689 334,790,140 | 158,862 24,703,113 | 155,193 26,149,360 | 156,044 37,856,203 | 174,598 33,887,490 | 181,323 28,476,119 | 185,235 25,644,324 | 192,026 21,176,422 | 162,936 24,743,277 | 242,533 29,152,791 | 390,873 29,482,263 | 289,287 29,964,668 | 241,779 23,554,110 | |
| | 平均単価 | 132 | 156 | 168 | 243 | 194 | 157 | 138 | 110 | 152 | 120 | 75 | 104 | 97 | |
| | ごぼう | 秋田 | 17,609 5,319,912 | 7,690 2,038,657 | 1,545 481,021 | 164 159,310 | 161 207,268 | 109 134,709 | 70 83,694 | 139 152,820 | 589 384,847 | 508 285,185 | 342 253,833 | 2,486 481,939 | 3,806 656,629 |
| | | 北海道 | 47,028 12,075,314 | 10,794 2,475,657 | 2,732 1,028,279 | 8,032 2,582,852 | 7,601 2,448,226 | 673 249,507 | | 77 22,842 | 69 22,356 | 40 11,826 | 2,250 637,535 | 436 177,725 | 14,324 2,418,509 |
| 青森 | | 361,738 135,047,718 | 39,908 14,393,256 | 33,392 13,622,050 | 34,546 13,786,612 | 17,789 8,412,981 | 22,185 11,974,195 | 17,226 8,435,580 | 15,356 5,435,635 | 16,258 6,029,717 | 28,694 10,343,354 | 42,729 13,818,990 | 38,125 11,278,369 | 55,530 17,516,979 | |
| | | | | | | | | | | | | | | | |

品目別産地別月別取扱高(野菜)

令和3年1月～令和3年12月

上段 = 数量、下段 = 金額
単位：数量 = kg、金額 = 円

| 品目名 | 産地名 | 合計 | 1月 | 2月 | 3月 | 4月 | 5月 | 6月 | 7月 | 8月 | 9月 | 10月 | 11月 | 12月 | |
|-----|------|------------------------|----------------------|----------------------|----------------------|----------------------|----------------------|----------------------|----------------------|---------------------|----------------------|----------------------|----------------------|----------------------|----------------|
| ごぼう | 岩手 | 92 23,328 | 92 23,328 | | | | | | | | | | | | |
| | 宮城 | 366 131,328 | 332 111,564 | | | 24 14,904 | | | 10 4,860 | | | | | | |
| | 山形 | 8,214 1,547,478 | | | 12 3,024 | | | | | | | 4,168 819,666 | 3,486 663,660 | 548 61,128 | |
| | 茨城 | 35 30,564 | | | | | | | | | | | | 35 30,564 | |
| | 群馬 | 27,080 11,398,091 | | | | | | | 6,038 3,639,515 | 11,691 4,795,059 | 6,027 2,097,925 | 3,324 865,592 | | | |
| | 千葉 | 24 8,316 | | | | | | | | | | | 4 2,376 | 20 5,940 | |
| | 岐阜 | 14 14,094 | | | | | | | | | | | 14 14,094 | | |
| | 大阪 | 3 1,296 | | | 3 1,296 | | | | | | | | | | |
| | 高知 | 6 6,480 | | | | | | | | | | 6 6,480 | | | |
| | 長崎 | 4 4,860 | | | 6 7,560 | -2 -2,700 | | | | | | | | | |
| | 熊本 | 6,676 3,319,850 | 929 427,766 | 1,117 524,356 | 551 291,870 | 1,077 577,552 | 1,283 635,958 | 854 428,836 | | | | | | 102 60,480 | 763 373,032 |
| | 宮崎 | 71 60,912 | 25 12,960 | | 28 28,512 | | | | 8 8,640 | | 4 4,320 | | | 6 6,480 | |
| | 鹿児島 | 1,499 1,272,888 | 46 28,728 | 353 177,498 | 276 133,218 | 48 53,406 | | | 93 91,368 | 164 199,152 | 154 174,096 | 141 172,854 | 93 105,300 | 54 56,916 | 77 80,352 |
| | 計 | 470,456 170,262,429 | 59,815 19,511,916 | 39,139 15,833,204 | 43,617 16,994,254 | 26,698 11,711,637 | 24,251 12,994,369 | 24,288 12,687,633 | 27,436 10,610,368 | 23,101 8,713,261 | 32,713 11,685,291 | 49,596 15,649,418 | 44,699 12,727,945 | 75,103 21,143,133 | |
| | 平均単価 | 362 | 326 | 405 | 390 | 439 | 536 | 522 | 387 | 377 | 357 | 316 | 285 | 282 | |
| | たけのこ | 秋田 | 3,360 1,671,622 | | | | 41 81,703 | 2,569 945,952 | 750 642,325 | | | | | | |
| | | 北海道 | 6 14,580 | | | | | 6 14,580 | | | | | | | |
| 岩手 | | 602 663,282 | | | | | 328 375,246 | 274 288,036 | | | | | | | |
| 宮城 | | 495 213,192 | | | | 140 57,672 | 355 155,520 | | | | | | | | |
| 山形 | | 343 83,614 | | | | 12 17,820 | 331 65,794 | | | | | | | | |
| 千葉 | | 10 3,672 | | | | 10 3,672 | | | | | | | | | |

品目別産地別月別取扱高(野菜)

令和3年1月～令和3年12月

上段 = 数量、下段 = 金額
単位：数量 = kg、金額 = 円

| 品目名 | 産地名 | 合計 | 1月 | 2月 | 3月 | 4月 | 5月 | 6月 | 7月 | 8月 | 9月 | 10月 | 11月 | 12月 | |
|------|------|----------------------|---------------------|--------------------|---------------------|--------------------|--------------------|--------------------|--------------------|--------------------|--------------------|--------------------|---------------------|----------------------|--------------------|
| たけのこ | 石川 | 240 231,826 | | | | 220 212,602 | 20 19,224 | | | | | | | | |
| | 静岡 | 412 193,793 | | | 96 74,993 | 316 118,800 | | | | | | | | | |
| | 徳島 | 6 7,128 | | | 6 7,128 | | | | | | | | | | |
| | 福岡 | 3,242 1,353,697 | | 2 5,495 | 228 153,468 | 3,002 1,187,174 | 10 7,560 | | | | | | | | |
| | 熊本 | 1,393 729,967 | | 5 9,720 | 926 514,788 | 462 205,459 | | | | | | | | | |
| | 鹿児島 | 838 572,248 | | | 586 451,116 | 248 85,644 | | | | | | | | 4 35,488 | |
| | 中国 | 491 556,943 | 80 63,072 | 115 103,514 | 56 56,322 | | | | | | | | 24 34,344 | 216 299,691 | |
| | 計 | 11,438 6,295,564 | 80 63,072 | 122 118,729 | 1,898 1,259,457 | 4,452 1,970,546 | 3,619 1,583,876 | 1,023 930,361 | | | | | | 24 34,344 | 220 335,179 |
| | 平均単価 | 550 | 788 | 973 | 663 | 443 | 438 | 909 | | | | | | 1,431 | 1,524 |
| | れんこん | 秋田 | 24,251 9,726,060 | 279 163,944 | | 694 195,978 | 1,979 968,156 | 32 2,225 | | | | | 3,108 1,223,964 | 13,213 4,854,479 | 4,946 2,317,314 |
| 茨城 | | 65,640 36,736,755 | 7,728 3,564,399 | 8,460 3,485,106 | 9,396 4,089,928 | 5,100 3,117,641 | 3,160 2,194,171 | 1,116 1,611,306 | 1,928 1,510,380 | 3,840 2,178,554 | 5,536 3,001,968 | 4,788 2,155,140 | 3,218 1,537,056 | 11,370 8,291,106 | |
| 石川 | | 141 259,200 | | | 4 5,940 | 16 28,080 | 16 29,376 | | | | | 28 52,920 | 45 72,144 | 32 70,740 | |
| 大阪 | | 8 15,120 | | | | | | | | | 8 15,120 | | | | |
| 熊本 | | 44 72,576 | | | | | 32 51,840 | 12 20,736 | | | | | | | |
| トルコ | | 4 2,160 | | | | | | | | | | | | 4 2,160 | |
| 計 | | 90,088 46,811,871 | 8,007 3,728,343 | 8,460 3,485,106 | 10,094 4,291,846 | 7,095 4,113,877 | 3,240 2,277,612 | 1,128 1,632,042 | 1,928 1,510,380 | 3,840 2,178,554 | 5,544 3,017,088 | 7,924 3,432,024 | 16,480 6,465,839 | 16,348 10,679,160 | |
| 平均単価 | | 520 | 466 | 412 | 425 | 580 | 703 | 1,447 | 783 | 567 | 544 | 433 | 392 | 653 | |
| くわい | 茨城 | 24 88,722 | | | | | | | | | | | | 24 88,722 | |
| | 埼玉 | 130 346,301 | 10 4,320 | | | | | | | | | 8 13,050 | 6 10,817 | 106 318,114 | |
| | 愛知 | 6 5,292 | | | | | | | | | | | | 6 5,292 | |
| | 大阪 | 6 10,152 | | | | | | | | | | | | 6 10,152 | |

品目別産地別月別取扱高(野菜)

令和3年1月～令和3年12月

上段 = 数量、下段 = 金額
単位：数量 = kg、金額 = 円

| 品目名 | 産地名 | 合計 | 1月 | 2月 | 3月 | 4月 | 5月 | 6月 | 7月 | 8月 | 9月 | 10月 | 11月 | 12月 | | |
|------|--------|-----------------------|--------------------|----------------|----------------|----------------|----------------|---------------------|---------------------|---------------------|---------------------|---------------------|---------------------|------------------|----------------|--------------|
| くわい | 中国 | 200 152,928 | | 5 4,968 | | | | | | | | | | 195 147,960 | | |
| | 計 | 366 603,395 | 10 4,320 | 5 4,968 | | | | | | | | 8 13,050 | 6 10,817 | 337 570,240 | | |
| | 平均単価 | 1,650 | 432 | 994 | | | | | | | | 1,631 | 1,803 | 1,693 | | |
| | その他根菜類 | 秋田 | 157 71,431 | | | | 82 43,135 | 29 12,680 | 25 12,344 | 7 465 | | | 11 2,559 | 3 248 | | |
| | | 北海道 | 8 13,881 | | | | | | | | | | | 1 1,460 | 7 12,421 | |
| | | 茨城 | 119 81,037 | 2 648 | | 10 5,400 | 10 7,182 | 6 5,400 | 15 11,194 | 6 4,039 | 5 3,564 | 10 6,296 | 21 11,664 | 13 9,504 | 21 16,146 | |
| | | 栃木 | 5 5,152 | | | | 5 5,152 | | | | | | | | | |
| | | 群馬 | 1,202 | | | | | | 1,202 | | | | | | | |
| | | 千葉 | 21 14,256 | 10 4,752 | | | 1 1,188 | | | 10 8,316 | | | | | | |
| | | 長野 | 65 12,131 | 11 6,224 | | | | | | | | | | | 4 2,473 | 50 3,434 |
| | | 愛知 | 1,725 1,129,324 | 69 103,464 | 500 77,760 | 133 96,336 | 175 106,704 | 121 84,024 | 87 83,052 | 80 86,778 | 74 74,412 | 50 79,888 | 152 121,230 | 124 101,088 | 160 114,588 | |
| | | 福岡 | 596 287,486 | 43 44,172 | 55 25,380 | 106 45,144 | 92 37,044 | 85 26,028 | 37 21,320 | 16 10,476 | | | 5 3,240 | | 72 10,908 | 85 63,774 |
| | | オランダ | 12 14,042 | | | | | | 11 11,519 | | | | 1 2,523 | | | |
| | 計 | 2,708 1,629,942 | 134 159,260 | 555 103,140 | 252 146,880 | 365 200,405 | 250 139,651 | 174 137,428 | 108 101,758 | 79 77,976 | 66 91,947 | 184 135,453 | 216 125,681 | 325 210,363 | | |
| 平均単価 | 602 | 1,186 | 186 | 584 | 549 | 558 | 790 | 941 | 991 | 1,401 | 736 | 581 | 648 | | | |
| はくさい | 秋田 | 47,220 2,926,832 | 936 43,913 | 267 9,914 | -19 | | 6 356 | 1,892 146,340 | 2,740 176,472 | 60 2,592 | 252 24,646 | 8,544 639,065 | 24,462 1,435,294 | 8,080 448,240 | | |
| | 北海道 | 92,560 10,782,028 | | | | | | | 1,140 117,180 | 8,030 1,203,660 | 22,160 3,544,128 | 59,950 5,801,608 | 1,280 115,452 | | | |
| | 青森 | 253,318 28,799,042 | | | | | | 32,860 3,486,942 | 41,880 4,076,244 | 38,418 5,485,190 | 53,180 9,482,778 | 52,910 4,229,820 | 33,670 2,025,108 | 400 12,960 | | |
| | 岩手 | 90,429 7,663,952 | | | | | | 6,090 293,004 | 4,940 298,296 | | 15,360 2,181,816 | 51,195 4,068,144 | 12,844 822,692 | | | |
| | 宮城 | 85 1,458 | 75 1,350 | | | | 10 108 | | | | | | | | | |
| | 山形 | 684 34,938 | | | | | | | | | | | | 684 34,938 | | |

品目別産地別月別取扱高(野菜)

令和3年1月～令和3年12月

上段 = 数量、下段 = 金額
単位：数量 = kg、金額 = 円

| 品目名 | 産地名 | 合計 | 1月 | 2月 | 3月 | 4月 | 5月 | 6月 | 7月 | 8月 | 9月 | 10月 | 11月 | 12月 | |
|------|------|--------------------------|-----------------------|-----------------------|----------------------|----------------------|----------------------|---------------------|---------------------|----------------------|-----------------------|-----------------------|----------------------|----------------------|---------------|
| はくさい | 茨城 | 1,077,425 56,194,955 | 211,748 10,368,644 | 238,917 10,152,484 | 137,225 7,574,429 | 127,280 7,204,075 | 106,179 6,667,318 | 15,012 2,259,252 | | | | 8,700 546,955 | 65,768 3,892,416 | 166,596 7,529,382 | |
| | 群馬 | 8,216 583,166 | 990 10,799 | | 870 56,939 | | | 2,950 287,280 | 2,100 79,272 | | | 300 64,800 | 690 61,074 | 316 23,002 | |
| | 千葉 | 2,000 130,410 | 500 37,800 | 500 33,912 | 1,000 58,698 | | | | | | | | | | |
| | 山梨 | 500 98,172 | | | | | | 500 98,172 | | | | | | | |
| | 長野 | 101,350 12,453,205 | | | | | | 500 43,632 | 15,330 1,737,179 | 25,060 1,892,305 | 30,740 3,510,484 | 18,120 4,022,367 | 10,440 1,183,464 | 1,160 63,774 | |
| | 計 | 1,673,787 119,668,158 | 214,249 10,462,506 | 239,684 10,196,310 | 139,076 7,690,066 | 127,290 7,204,183 | 106,685 6,711,306 | 74,634 8,308,169 | 77,860 6,639,769 | 77,248 10,201,926 | 109,372 19,320,535 | 192,429 16,530,130 | 140,184 8,412,676 | 175,076 7,990,582 | |
| | 平均単価 | 71 | 49 | 43 | 55 | 57 | 63 | 111 | 85 | 132 | 177 | 86 | 60 | 46 | |
| みずな | 秋田 | 1,705 448,544 | | | | 3 918 | 2 162 | 4 421 | 90 45,684 | | | 411 101,546 | 530 148,613 | 665 151,200 | |
| | 北海道 | 1,195 711,288 | | | | | | | 535 275,076 | | 520 331,452 | 48 36,504 | 92 68,256 | | |
| | 岩手 | 240 188,179 | | | | | | 150 81,810 | | | | | 90 106,369 | | |
| | 宮城 | 30,582 12,677,483 | 1,778 1,182,114 | 3,524 1,668,762 | 4,918 1,449,954 | 4,242 1,452,249 | 3,907 1,074,114 | 1,993 808,758 | 1,984 597,548 | 973 541,512 | 788 627,507 | 1,643 880,956 | 2,379 1,122,444 | 2,453 1,271,565 | |
| | 山形 | 20 11,016 | 20 11,016 | | | | | | | | | | | | |
| | 茨城 | 39,878 15,727,225 | 3,575 1,602,925 | 2,945 1,015,159 | 2,342 488,445 | 2,668 636,146 | 2,723 540,936 | 4,089 1,687,956 | 3,269 1,136,702 | 4,181 1,650,041 | 3,673 2,231,504 | 3,263 1,427,449 | 3,521 1,693,281 | 3,629 1,616,681 | |
| | 栃木 | 72 35,208 | 72 35,208 | | | | | | | | | | | | |
| | 群馬 | 3,878 2,063,953 | 228 142,557 | 160 93,312 | 168 71,280 | 176 58,968 | 168 55,188 | 340 139,320 | 750 360,288 | 260 158,112 | 424 343,440 | 496 255,420 | 272 165,100 | 436 220,968 | |
| | 千葉 | 5 14,824 | 2 2,003 | | 1 4,006 | 1 2,805 | 1 3,205 | | | | | | | 801 | |
| | 高知 | 19 2,700 | | | 19 2,700 | | | | | | | | | | |
| | 福岡 | 401 | | | | | | | 401 | | | | | | |
| | 計 | 77,594 31,880,821 | 5,674 2,975,823 | 6,630 2,777,634 | 7,447 2,016,385 | 7,090 2,151,086 | 6,801 1,673,605 | 6,576 2,719,066 | 6,628 2,416,100 | 5,416 2,350,066 | 5,405 3,533,903 | 5,861 2,701,875 | 6,884 3,304,864 | 7,182 3,260,414 | |
| | 平均単価 | 411 | 524 | 419 | 271 | 303 | 246 | 413 | 365 | 434 | 654 | 461 | 480 | 454 | |
| | つげな類 | 秋田 | 1,487 398,398 | 76 34,344 | 21 25,164 | 294 135,994 | 422 109,009 | | | | | | 34 3,856 | 293 26,392 | 254 18,603 |

品目別産地別月別取扱高(野菜)

令和3年1月～令和3年12月

上段 = 数量、下段 = 金額
単位：数量 = kg、金額 = 円

| 品目名 | 産地名 | 合計 | 1月 | 2月 | 3月 | 4月 | 5月 | 6月 | 7月 | 8月 | 9月 | 10月 | 11月 | 12月 |
|------|------------|------------|-----------|-----------|-----------|-----------|-----------|-----------|-----------|-----------|------------|-----------|-----------|-----------|
| つけな類 | | 8,716 | 1,385 | 1,775 | 2,425 | 988 | | | | | 52 | | 535 | 1,556 |
| | 山形 | 2,906,045 | 494,732 | 654,757 | 841,359 | 199,611 | | | | | 28,080 | | 210,924 | 476,582 |
| | 茨城 | 1,249 | 115 | 115 | 132 | 128 | 223 | 76 | 74 | 48 | 64 | 66 | 110 | 98 |
| | | 840,985 | 72,576 | 72,576 | 82,928 | 74,466 | 127,035 | 60,102 | 58,050 | 39,236 | 60,480 | 61,992 | 69,552 | 61,992 |
| | 埼玉 | 74 | | | 14 | 35 | 17 | 8 | | | | | | |
| | | 39,593 | | | 7,987 | 18,684 | 8,926 | 3,996 | | | | | | |
| | 京都 | 12 | | | 10 | | | | | | | | | |
| | 16,902 | | | 8,910 | | | | | | | | | | 7,992 |
| | 計 | 11,538 | 1,575 | 1,912 | 2,876 | 1,572 | 240 | 84 | 74 | 48 | 150 | 359 | 899 | 1,749 |
| | | 4,201,923 | 601,652 | 752,497 | 1,077,178 | 401,770 | 135,961 | 64,098 | 58,050 | 39,236 | 92,416 | 88,384 | 299,079 | 591,602 |
| | 平均単価 | 364 | 382 | 394 | 375 | 256 | 566 | 765 | 787 | 817 | 618 | 246 | 333 | 338 |
| こまつな | | 56,089 | 1,447 | 2,749 | 7,301 | 4,235 | 4,089 | 4,646 | 4,011 | 3,755 | 3,683 | 8,109 | 7,052 | 5,012 |
| | 秋田 | 19,748,992 | 910,970 | 1,323,843 | 1,818,320 | 1,434,768 | 1,331,365 | 1,685,631 | 1,379,197 | 1,548,622 | 1,897,334 | 2,034,163 | 2,228,440 | 2,156,339 |
| | 岩手 | 225 | | | | | | | | | | 225 | | |
| | | 98,820 | | | | | | | | | | 98,820 | | |
| | 宮城 | 60,106 | 2,825 | 4,839 | 7,837 | 6,052 | 5,656 | 6,140 | 4,413 | 2,497 | 2,675 | 5,960 | 5,226 | 5,986 |
| | | 14,293,473 | 1,458,711 | 1,688,342 | 1,160,093 | 1,399,788 | 1,208,736 | 1,542,780 | 891,961 | 653,410 | 1,122,768 | 974,160 | 928,044 | 1,264,680 |
| | 山形 | 5,701 | 734 | 725 | 643 | 1,645 | 1,048 | | | | 18 | 18 | | 870 |
| | | 2,003,562 | 417,204 | 267,030 | 98,415 | 567,972 | 326,349 | | | | 6,804 | 1,944 | | 317,844 |
| | 茨城 | 73,603 | 6,094 | 4,434 | 4,460 | 8,860 | 6,911 | 5,786 | 7,219 | 8,536 | 7,394 | 4,411 | 4,415 | 5,083 |
| | | 24,219,543 | 3,152,620 | 1,740,528 | 842,532 | 2,103,769 | 1,513,111 | 2,037,194 | 1,900,562 | 2,987,616 | 3,968,247 | 1,168,473 | 1,182,180 | 1,622,711 |
| | 栃木 | 25 | | | | | | | | | | | | 25 |
| | | 10,800 | | | | | | | | | | | | 10,800 |
| | 群馬 | 39,511 | 3,440 | 3,650 | 3,475 | 4,185 | 4,400 | 2,975 | 1,995 | 3,200 | 3,270 | 2,175 | 3,206 | 3,540 |
| | | 11,954,310 | 1,412,678 | 1,309,988 | 733,239 | 977,967 | 933,498 | 894,799 | 461,211 | 1,114,381 | 1,675,930 | 602,856 | 807,181 | 1,030,582 |
| | 福岡 | 6 | | | 6 | | | | | | | | | |
| | 5,184 | | | 5,184 | | | | | | | | | | |
| 計 | 235,265 | 14,540 | 16,396 | 23,722 | 24,977 | 22,104 | 19,547 | 17,638 | 17,988 | 17,040 | 20,897 | 19,900 | 20,516 | |
| | 72,334,684 | 7,352,183 | 6,329,731 | 4,657,783 | 6,484,264 | 5,313,059 | 6,160,404 | 4,632,931 | 6,304,029 | 8,671,083 | 4,880,416 | 5,145,845 | 6,402,956 | |
| | 平均単価 | 307 | 506 | 386 | 196 | 260 | 240 | 315 | 263 | 350 | 509 | 234 | 259 | 312 |
| きゃべつ | | 443,660 | 21,264 | 15,746 | 2,840 | 4,001 | 5,333 | 95,360 | 70,024 | 624 | 30,341 | 105,261 | 42,611 | 50,255 |
| | 秋田 | 32,560,435 | 1,705,394 | 1,276,878 | 173,316 | 185,435 | 516,960 | 9,796,775 | 5,035,539 | 37,800 | 2,559,108 | 7,113,675 | 2,126,396 | 2,033,159 |
| | 北海道 | 4,720 | | | | | | | | | 4,720 | | | |
| | | 776,628 | | | | | | | | | 776,628 | | | |
| | 青森 | 383,310 | | 700 | 400 | | 7,770 | 20,160 | 61,950 | 103,370 | 130,480 | 52,790 | 5,690 | |
| | | 35,122,226 | | 51,300 | 34,560 | | 505,116 | 2,109,456 | 5,041,062 | 8,999,640 | 13,643,348 | 4,239,054 | 498,690 | |
| | 岩手 | 453,470 | | | | | | | 91,580 | 104,190 | 80,360 | 136,840 | 40,500 | |
| | 36,438,498 | | | | | | | 6,628,014 | 8,503,488 | 8,514,612 | 9,893,232 | 2,899,152 | | |
| 宮城 | 6,780 | | | | 3,870 | | | 2,310 | | | | | | 600 |
| | 475,604 | | | | 248,156 | | | 209,520 | | | | | | 17,928 |

品目別産地別月別取扱高(野菜)

令和3年1月～令和3年12月

上段 = 数量、下段 = 金額
単位：数量 = kg、金額 = 円

| 品目名 | 産地名 | 合計 | 1月 | 2月 | 3月 | 4月 | 5月 | 6月 | 7月 | 8月 | 9月 | 10月 | 11月 | 12月 | |
|--------|------|--------------------------|-----------------------|-----------------------|-----------------------|-----------------------|-----------------------|-----------------------|-----------------------|-----------------------|-----------------------|-----------------------|-----------------------|-----------------------|--------------|
| きゃべつ | 山形 | 2,650 209,120 | | 2,020 186,300 | | | | | | | | | 630 22,820 | | |
| | 茨城 | 625,932 51,354,343 | 113,250 10,981,883 | 33,630 2,275,776 | | 52,802 4,560,840 | 163,790 12,661,002 | 116,150 11,137,095 | 11,040 868,374 | | | 3,250 237,870 | 25,720 1,934,799 | 106,300 6,696,488 | |
| | 群馬 | 73,900 6,703,106 | | | | | | | 1,840 135,632 | 3,790 219,455 | 30,380 2,469,782 | 28,500 3,150,263 | 9,390 727,974 | | |
| | 千葉 | 688,361 53,289,615 | 38,000 4,289,323 | 97,390 5,977,146 | 118,450 7,439,626 | 100,390 8,545,321 | 143,831 11,703,153 | 69,180 6,777,719 | | | | | 56,990 4,015,505 | 64,130 4,541,822 | |
| | 東京 | 1,260 64,480 | | | 500 35,424 | | | | | | | | | 760 29,056 | |
| | 神奈川 | 143,713 11,914,697 | 22,550 2,497,777 | 10,390 519,112 | 22,403 1,539,297 | 73,800 5,880,324 | 12,890 1,393,114 | | | | | | 980 58,311 | 700 26,762 | |
| | 長野 | 700 97,092 | | | | | | | 650 86,184 | | | 50 10,908 | | | |
| | 愛知 | 159,791 13,949,217 | 20,200 2,376,866 | 47,390 4,353,534 | 65,380 5,261,382 | 21,470 1,579,111 | 601 49,896 | | | | | | | 4,750 328,428 | |
| | 大阪 | 10 1,188 | | | 10 1,188 | | | | | | | | | | |
| | 福岡 | 24 36,363 | | | | | | 1 648 | | | | | | 2 5,209 | 21 30,506 |
| | 熊本 | 4,080 368,010 | 3,080 328,320 | | | | | | | | | | | 1,000 39,690 | |
| | 鹿児島 | 40 4,104 | | | 40 4,104 | | | | | | | | | | |
| | 計 | 2,992,401 243,364,726 | 218,344 22,179,563 | 207,266 14,640,046 | 210,023 14,489,113 | 256,333 20,999,187 | 334,215 26,829,889 | 305,650 30,252,381 | 238,384 17,792,444 | 238,564 20,010,710 | 274,451 28,654,867 | 307,531 22,211,805 | 174,123 11,600,572 | 227,517 13,704,149 | |
| | 平均単価 | 81 | 102 | 71 | 69 | 82 | 80 | 99 | 75 | 84 | 104 | 72 | 67 | 60 | |
| ほうれんそう | 秋田 | 226,644 140,099,913 | 9,434 7,756,358 | 19,243 11,330,274 | 42,831 16,443,292 | 18,142 10,265,427 | 22,915 13,816,431 | 27,309 16,189,791 | 16,645 12,061,444 | 8,054 8,101,027 | 15,019 14,158,746 | 22,486 14,839,481 | 12,409 7,604,512 | 12,157 7,533,130 | |
| | 北海道 | 408 247,860 | | | | | | 288 202,176 | 120 45,684 | | | | | | |
| | 青森 | 5,574 4,054,223 | | | 344 102,465 | 327 160,461 | | 60 41,580 | 150 108,000 | 383 475,632 | 1,026 993,503 | 2,053 1,385,964 | 1,196 773,388 | 35 13,230 | |
| | 岩手 | 9,912 6,633,900 | | | | 968 483,435 | 123 66,690 | 2,505 1,251,855 | 1,951 1,147,770 | 949 894,780 | 1,834 1,762,020 | 1,246 810,270 | 336 217,080 | | |
| | 宮城 | 20,145 11,428,425 | 4,931 3,094,740 | 5,150 2,536,920 | 1,958 717,255 | 374 304,290 | 346 322,650 | 394 354,240 | 276 236,520 | 160 159,300 | 206 203,580 | 160 146,610 | 702 431,730 | 5,488 2,920,590 | |
| | 山形 | 2,809 2,142,520 | 2,592 2,040,147 | | | | | | | | | 30 15,390 | 31 16,135 | 112 49,464 | 44 21,384 |
| | 茨城 | 29,011 14,146,137 | 1,654 1,237,032 | 2,954 1,370,628 | 1,372 472,716 | 6,220 3,456,378 | 5,825 2,585,925 | 3,203 1,505,115 | 2,143 887,085 | 100 119,988 | 10 12,960 | 225 132,570 | 3,005 1,208,790 | 2,300 1,156,950 | |

品目別産地別月別取扱高(野菜)

令和3年1月～令和3年12月

上段 = 数量、下段 = 金額
単位：数量 = kg、金額 = 円

| 品目名 | 産地名 | 合計 | 1月 | 2月 | 3月 | 4月 | 5月 | 6月 | 7月 | 8月 | 9月 | 10月 | 11月 | 12月 | |
|--------|------|------------------------|------------------------|----------------------|----------------------|----------------------|----------------------|----------------------|----------------------|----------------------|----------------------|----------------------|-----------------------|-----------------------|-----------------------|
| ほうれんそう | 栃木 | 46,780 17,863,292 | 5,805 3,802,021 | 8,495 2,895,345 | 4,685 1,109,295 | 220 74,925 | | 250 122,850 | 175 79,380 | | | | 13,480 4,116,690 | 13,670 5,662,786 | |
| | 群馬 | 160,513 84,798,763 | 18,392 12,694,352 | 28,091 11,982,842 | 14,510 4,613,981 | 13,980 7,846,422 | 9,123 3,992,480 | 7,460 3,740,596 | 8,575 4,996,805 | 10,945 9,151,738 | 8,105 6,441,154 | 5,120 3,169,757 | 17,674 7,037,091 | 18,538 9,131,545 | |
| | 埼玉 | 19,795 9,015,446 | 4,295 2,755,971 | 4,243 1,700,698 | 909 200,534 | | | | | | | | | 2,223 710,154 | 8,125 3,648,089 |
| | 岐阜 | 80 66,960 | | | | | | | | | | 80 66,960 | | | |
| | 三重 | 360 195,696 | | | 120 40,176 | 240 155,520 | | | | | | | | | |
| | 熊本 | 16,630 8,292,564 | 4,023 2,429,428 | 5,050 2,271,996 | 1,600 499,203 | 1,145 620,055 | 1,934 1,094,612 | | | | | | | 585 222,750 | 2,293 1,154,520 |
| | 大分 | 6 5,130 | | | | | | | | 6 5,130 | | | | | |
| | 計 | 538,666 298,990,829 | 51,126 35,810,049 | 73,225 34,088,703 | 68,330 24,198,917 | 41,616 23,366,913 | 40,265 21,878,788 | 41,468 23,408,203 | 30,041 19,567,818 | 20,591 18,902,465 | 26,230 23,587,353 | 31,402 20,567,747 | 51,722 22,371,649 | 62,650 31,242,224 | |
| | 平均単価 | 555 | 700 | 466 | 354 | 561 | 543 | 564 | 651 | 918 | 899 | 655 | 433 | 499 | |
| | ねぎ | 秋田 | 821,088 214,216,315 | 70,056 22,805,649 | 39,769 14,769,810 | 34,455 12,496,982 | 20,616 8,186,148 | 28,344 9,774,486 | 31,118 9,852,617 | 41,538 14,332,690 | 85,790 24,226,923 | 89,788 24,901,790 | 140,964 29,469,183 | 137,610 22,786,357 | 101,040 20,613,680 |
| 北海道 | | 110 28,404 | | | | | | | | | 25 10,908 | | | 85 17,496 | |
| 青森 | | 6,910 2,499,938 | | 50 27,000 | | | | | 625 178,345 | 2,810 973,560 | 2,190 903,824 | 1,045 373,842 | 190 43,367 | | |
| 岩手 | | 175 56,160 | | | | | | 145 46,440 | | | 30 9,720 | | | | |
| 宮城 | | 43,189 14,645,486 | 3,177 1,474,308 | 2,095 939,114 | 2,189 1,115,640 | 2,817 1,289,952 | 2,512 1,113,480 | 2,615 1,122,660 | 2,980 1,183,572 | 3,230 991,872 | 5,170 1,622,123 | 5,880 1,381,703 | 5,302 1,139,562 | 5,222 1,271,500 | |
| 山形 | | 2,662 553,403 | | 15 6,480 | 70 26,244 | 475 153,792 | 1,170 238,680 | 200 16,394 | 170 43,308 | 130 17,712 | | 130 14,688 | 253 23,350 | 49 12,755 | |
| 茨城 | | 73,062 31,116,173 | 985 574,139 | 634 364,824 | 90 37,843 | 615 338,364 | 13,202 5,846,672 | 31,295 13,358,289 | 25,080 10,271,566 | 945 243,044 | 10 3,240 | | 100 32,724 | 106 45,468 | |
| 栃木 | | 3,407 2,376,162 | 225 166,536 | 233 159,364 | 659 306,872 | 338 260,064 | 202 249,804 | 324 309,420 | 325 231,876 | 301 229,932 | 128 99,522 | 61 71,928 | 75 74,520 | 536 216,324 | |
| 群馬 | | 50,446 26,830,848 | 9,510 4,666,362 | 9,736 6,296,742 | 19,100 10,052,515 | 9,815 4,829,248 | 1,575 748,440 | | | | | | | 710 237,541 | |
| 埼玉 | | 39,708 21,051,630 | 8,030 4,321,404 | 7,735 4,779,734 | 8,020 4,160,424 | 10,402 5,590,777 | 1,521 728,709 | | | | | | | 4,000 1,470,582 | |
| 千葉 | | 104,375 50,810,732 | 9,980 4,523,308 | 10,975 6,830,616 | 27,630 15,345,472 | 24,335 12,042,169 | 11,765 4,820,245 | 9,735 3,881,007 | 4,280 1,573,398 | | | 800 311,040 | | 4,875 1,483,477 | |
| 京都 | | 1,093 835,427 | 101 65,097 | 126 76,691 | 188 98,307 | 88 59,205 | 58 44,669 | 105 72,834 | 73 45,371 | 65 59,234 | 38 47,391 | 63 77,011 | 112 115,367 | 76 74,250 | |

品目別産地別月別取扱高(野菜)

令和3年1月～令和3年12月

上段 = 数量、下段 = 金額
単位：数量 = kg、金額 = 円

| 品目名 | 産地名 | 合計 | 1月 | 2月 | 3月 | 4月 | 5月 | 6月 | 7月 | 8月 | 9月 | 10月 | 11月 | 12月 |
|-----|------|--------------------------|-----------------------|----------------------|----------------------|----------------------|----------------------|----------------------|----------------------|----------------------|----------------------|-----------------------|-----------------------|-----------------------|
| ねぎ | | 175 | 15 | 20 | 15 | 20 | 20 | 10 | 15 | 5 | | 5 | 15 | 35 |
| | 山口 | 88,792 | 6,296 | 9,731 | 7,442 | 10,075 | 10,190 | 5,038 | 7,557 | 2,519 | | 2,519 | 7,327 | 20,098 |
| | 香川 | 15 5,346 | | | | | | | | | | 15 5,346 | | |
| | 福岡 | 398 395,928 | | 18 14,580 | | 90 74,682 | 15 13,932 | 275 292,734 | | | | | | |
| | 熊本 | 2,040 1,024,164 | 210 116,640 | 450 243,000 | | 1,380 664,524 | | | | | | | | |
| | 大分 | 1,916 1,130,166 | | 1,134 702,540 | 456 234,846 | 60 25,920 | 266 166,860 | | | | | | | |
| | 鹿児島 | 28,720 4,787,448 | 456 249,137 | 1,967 1,066,489 | 5,007 2,521,962 | 21,290 949,860 | | | | | | | | |
| | 計 | 1,179,487 372,452,522 | 102,745 38,968,876 | 74,955 36,286,715 | 97,879 46,404,549 | 92,341 34,474,780 | 60,650 23,756,167 | 75,822 28,957,433 | 75,085 27,867,683 | 93,276 26,744,796 | 97,378 27,598,518 | 148,966 31,707,260 | 143,657 24,222,574 | 116,733 25,463,171 |
| | 平均単価 | 316 | 379 | 484 | 474 | 373 | 392 | 382 | 371 | 287 | 283 | 213 | 169 | 218 |
| | こねぎ | 秋田 | 26 4,606 | | | | | | 5 264 | | 21 4,342 | | | |
| 青森 | | 24 29,808 | | | | | | 24 29,808 | | | | | | |
| 宮城 | | 54,239 45,997,682 | 3,138 3,285,236 | 2,859 2,731,610 | 5,549 3,898,012 | 5,694 3,587,274 | 5,145 3,956,213 | 4,979 4,471,492 | 5,881 5,240,943 | 4,386 4,768,103 | 3,972 4,070,045 | 4,644 3,737,167 | 3,783 2,889,874 | 4,209 3,361,713 |
| 千葉 | | 1,338 871,236 | 180 158,112 | 300 227,880 | 230 123,444 | 220 120,096 | 150 81,000 | 74 57,672 | | | | | | 184 103,032 |
| 長野 | | 1,386 1,078,030 | | | | | 426 302,119 | 543 439,810 | 339 266,072 | 78 70,029 | | | | |
| 静岡 | | 17,412 12,856,146 | 492 467,862 | 1,386 931,374 | 1,977 1,012,081 | 2,313 1,245,468 | 2,157 1,578,335 | 1,644 1,418,720 | 3,513 2,567,875 | 1,584 1,450,535 | 831 932,478 | 210 195,566 | 600 449,712 | 705 606,140 |
| 山口 | | 972 | | | 972 | | | | | | | | | |
| 香川 | | 6 3,888 | | | 6 3,888 | | | | | | | | | |
| 高知 | | 303 205,578 | | 99 35,640 | 48 12,312 | | | 75 94,284 | 72 51,354 | 6 8,424 | 3 3,564 | | | |
| 福岡 | | 789 894,040 | 60 76,491 | 333 391,554 | 27 31,104 | | 99 97,297 | 27 29,160 | | 204 244,620 | | | 39 23,814 | |
| 佐賀 | | 99 101,034 | | | | | 18 14,580 | 21 22,626 | 15 13,770 | | | 30 33,048 | 15 17,010 | |
| 大分 | | 654 669,019 | 60 84,240 | 210 190,039 | | 78 67,068 | 75 64,152 | 93 102,060 | | 126 147,852 | 12 13,608 | | | |
| 計 | | 76,276 62,712,039 | 3,930 4,071,941 | 5,187 4,508,097 | 7,837 5,081,813 | 8,305 5,019,906 | 8,070 6,093,696 | 7,485 6,665,896 | 9,821 8,140,014 | 6,404 6,693,905 | 4,818 5,019,695 | 4,884 3,965,781 | 4,437 3,380,410 | 5,098 4,070,885 |

品目別産地別月別取扱高(野菜)

令和3年1月～令和3年12月

上段 = 数量、下段 = 金額
単位：数量 = kg、金額 = 円

| 品目名 | 産地名 | 合計 | 1月 | 2月 | 3月 | 4月 | 5月 | 6月 | 7月 | 8月 | 9月 | 10月 | 11月 | 12月 |
|------|-----------|-------------|------------|------------|------------|------------|------------|------------|------------|------------|------------|------------|------------|------------|
| こねぎ | 平均単価 | 822 | 1,036 | 869 | 648 | 604 | 755 | 891 | 829 | 1,045 | 1,042 | 812 | 762 | 799 |
| | 計 | 1,255,763 | 106,675 | 80,142 | 105,717 | 100,645 | 68,719 | 83,307 | 84,908 | 99,680 | 102,196 | 153,849 | 148,094 | 121,831 |
| ねぎ合計 | | 435,164,561 | 43,040,817 | 40,794,812 | 51,486,362 | 39,494,686 | 29,849,863 | 35,623,329 | 36,007,697 | 33,438,701 | 32,618,213 | 35,673,041 | 27,602,984 | 29,534,056 |
| わけぎ | 平均単価 | 347 | 403 | 509 | 487 | 392 | 434 | 428 | 424 | 335 | 319 | 232 | 186 | 242 |
| | 茨城 | 51 | 4 | 4 | | 5 | 3 | 4 | 4 | 5 | 4 | 6 | 7 | 5 |
| | | 57,780 | 2,808 | 3,780 | | 5,940 | 3,564 | 4,752 | 4,752 | 5,940 | 4,752 | 7,560 | 7,776 | 6,156 |
| | 千葉 | 4 | 1 | | 3 | | | | | | | | | |
| | | 5,921 | 1,944 | | 3,564 | | | | | | | | | 413 |
| | 東京 | 4 | | 3 | 1 | | | | | | | | | |
| | | 3,564 | | 2,376 | 1,188 | | | | | | | | | |
| | 愛知 | 1 | 1 | | | | | | | | | | | |
| | | 1,188 | 1,188 | | | | | | | | | | | |
| 計 | 59 | 6 | 6 | 4 | 5 | 3 | 4 | 4 | 4 | 5 | 4 | 6 | 7 | 5 |
| | 68,453 | 5,940 | 6,156 | 4,752 | 5,940 | 3,564 | 4,752 | 4,752 | 4,752 | 5,940 | 4,752 | 7,560 | 7,776 | 6,569 |
| あさつき | 平均単価 | 1,158 | 1,080 | 879 | 1,188 | 1,188 | 1,188 | 1,188 | 1,188 | 1,320 | 1,188 | 1,260 | 1,111 | 1,288 |
| | 秋田 | 325 | | 18 | 112 | 132 | | | | | | | | 63 |
| | | 527,630 | | 25,434 | 195,588 | 172,472 | | | | | | | | 134,136 |
| | 山形 | 1,453 | 461 | 546 | 244 | | | | | | | | | 202 |
| | | 2,040,984 | 777,492 | 675,324 | 325,512 | | | | | | | | | 262,656 |
| 計 | 1,779 | 461 | 564 | 356 | 133 | | | | | | | | 265 | |
| | 2,568,614 | 777,492 | 700,758 | 521,100 | 172,472 | | | | | | | | 396,792 | |
| さしびろ | 平均単価 | 1,444 | 1,685 | 1,242 | 1,465 | 1,300 | | | | | | | | 1,500 |
| | 秋田 | 4,862 | | | 2,736 | 1,258 | 382 | 486 | | | | | | |
| | | 2,543,707 | | | 1,894,438 | 409,869 | 133,726 | 105,674 | | | | | | |
| 計 | 4,862 | | | 2,736 | 1,258 | 382 | 486 | | | | | | | |
| | 2,543,707 | | | 1,894,438 | 409,869 | 133,726 | 105,674 | | | | | | | |
| ふき | 平均単価 | 523 | | | 692 | 326 | 350 | 218 | | | | | | |
| | 秋田 | 445 | | | | | 192 | 211 | 8 | | | | | 34 |
| | | 119,008 | | | | | 58,718 | 37,124 | 1,555 | | | | | 21,611 |
| | 群馬 | 1,172 | | | | 300 | 544 | 308 | 20 | | | | | |
| | | 305,486 | | | | 104,714 | 119,340 | 77,112 | 4,320 | | | | | |
| | 愛知 | 3,468 | 532 | 244 | 891 | 868 | 236 | | | | | 128 | 353 | 216 |
| | | 1,318,140 | 149,364 | 124,632 | 356,292 | 298,458 | 69,930 | | | | | 62,316 | 134,784 | 122,364 |
| 計 | 5,085 | 532 | 244 | 892 | 1,168 | 972 | 519 | 28 | | | 128 | 353 | 249 | |
| | 1,742,634 | 149,364 | 124,632 | 356,292 | 403,172 | 247,988 | 114,236 | 5,875 | | | 62,316 | 134,784 | 143,975 | |
| 平均単価 | 343 | 281 | 511 | 399 | 345 | 255 | 220 | 207 | | | 488 | 382 | 578 | |

品目別産地別月別取扱高(野菜)

令和3年1月～令和3年12月

上段 = 数量、下段 = 金額
単位：数量 = kg、金額 = 円

| 品目名 | 産地名 | 合計 | 1月 | 2月 | 3月 | 4月 | 5月 | 6月 | 7月 | 8月 | 9月 | 10月 | 11月 | 12月 | |
|-----|------|----------------------|--------------------|---------------------|--------------------|--------------------|------------------|----------------|------------------|------------------|----------------|----------------|----------------|--------------------|------------------|
| うど | 秋田 | 26,813 15,999,101 | 3,936 3,111,480 | 10,331 6,052,860 | 7,016 3,958,222 | 4,012 2,126,522 | 1,410 667,721 | | | | | 36 27,216 | 42 30,456 | 30 24,624 | |
| | 青森 | 130 65,016 | | 102 54,432 | 28 10,584 | | | | | | | | | | |
| | 茨城 | 63 22,194 | | | 30 10,260 | 16 3,240 | 17 8,694 | | | | | | | | |
| | 栃木 | 216 100,928 | 28 5,292 | 18 12,744 | 42 21,384 | 84 32,292 | 18 15,606 | 4 4,104 | | 20 5,832 | | | 2 1,728 | 1,946 | |
| | 群馬 | 4 2,160 | | | | | | | | | | | | 4 2,160 | |
| | 埼玉 | 20 11,016 | | 16 6,480 | | | | | 4 4,536 | | | | | | |
| | 東京 | 22 12,544 | | | | 20 10,368 | | | | | | | | 2 2,176 | |
| | 大阪 | 4 2,160 | | | | | 4 2,160 | | | | | | | | |
| | 計 | 27,273 16,215,119 | 3,964 3,116,772 | 10,468 6,126,516 | 7,116 4,000,450 | 4,132 2,172,422 | 1,449 694,181 | 8 694,181 | 20 8,640 | | 36 5,832 | | 44 27,216 | 36 32,184 | 36 30,906 |
| | 平均単価 | 595 | 786 | 585 | 562 | 526 | 479 | 1,080 | | | 292 | | 756 | 731 | 849 |
| | みつば | 秋田 | 1,970 1,944,378 | 47 48,816 | 111 89,856 | 179 120,636 | 124 65,394 | 222 131,414 | 240 137,884 | 40 21,924 | | 90 56,160 | 280 181,440 | 260 168,480 | 377 922,374 |
| 北海道 | | 172 130,140 | 167 128,520 | | | | | | | | 5 1,620 | | | | |
| 岩手 | | 177 171,094 | 92 88,560 | 57 50,134 | 12 11,664 | | | | | | | | | 16 20,736 | |
| 宮城 | | 7,965 8,457,480 | 581 793,800 | 784 827,172 | 1,015 994,788 | 942 889,164 | 952 859,896 | 859 702,972 | 739 727,164 | 747 814,104 | 384 501,120 | 348 412,884 | 367 467,856 | 247 466,560 | |
| 茨城 | | 940 448,037 | 3 2,430 | | 14 16,145 | 110 70,632 | | | 80 16,200 | 205 58,104 | 70 25,812 | 302 141,264 | 79 50,112 | 77 67,338 | |
| 栃木 | | 6,578 2,969,352 | 524 280,476 | 520 222,588 | 736 298,080 | 743 299,052 | 634 261,144 | 500 216,432 | 534 231,336 | 518 230,040 | 532 234,900 | 542 243,000 | 487 221,616 | 308 230,688 | |
| 群馬 | | 114 99,090 | 94 60,210 | | | | | | | | | | | 20 38,880 | |
| 埼玉 | | 29 19,332 | 13 9,072 | | | | | | | | | | 6 9,180 | 10 1,080 | |
| 千葉 | | 928 1,208,574 | 110 135,810 | | 5 1,782 | | | | | | | 23 15,606 | | | 790 1,055,376 |
| 新潟 | | 13,253 11,709,727 | 839 614,142 | 845 593,190 | 985 691,470 | 740 519,480 | 685 480,870 | 585 410,670 | 1,140 800,280 | 1,360 933,660 | 900 631,800 | 760 533,520 | 940 659,880 | 3,474 4,840,765 | |
| 静岡 | | 286 188,784 | 60 63,504 | 112 41,796 | 50 19,872 | 30 11,448 | 10 9,180 | 7 9,936 | 2 2,160 | 4 5,832 | 1 2,376 | 1 1,296 | 4 5,400 | 5 15,984 | |

品目別産地別月別取扱高(野菜)

令和3年1月～令和3年12月

上段 = 数量、下段 = 金額
単位：数量 = kg、金額 = 円

| 品目名 | 産地名 | 合計 | 1月 | 2月 | 3月 | 4月 | 5月 | 6月 | 7月 | 8月 | 9月 | 10月 | 11月 | 12月 | |
|-------|------|----------------------|----------------------|--------------------|--------------------|--------------------|--------------------|--------------------|--------------------|--------------------|--------------------|--------------------|---------------------|---------------------|---------------------|
| みつば | 計 | 32,409 27,345,988 | 2,529 2,225,340 | 2,429 1,824,736 | 2,995 2,154,437 | 2,689 1,855,170 | 2,503 1,742,504 | 2,190 1,477,894 | 2,536 1,799,064 | 2,839 2,043,360 | 2,000 1,467,774 | 2,239 1,522,584 | 2,147 1,574,424 | 5,313 7,658,701 | |
| | 平均単価 | 844 | 880 | 751 | 719 | 690 | 696 | 675 | 710 | 720 | 734 | 680 | 733 | 1,441 | |
| しゅんぎく | 秋田 | 34,938 20,841,953 | 467 560,574 | 683 499,878 | 1,753 911,486 | 2,617 1,371,882 | 3,637 1,538,983 | 6,120 1,722,787 | 2,037 1,434,663 | 2,046 2,319,204 | 4,734 4,600,159 | 5,334 2,644,822 | 3,539 1,781,242 | 1,971 1,456,273 | |
| | 北海道 | 148 162,189 | | | | | | | 91 114,075 | 27 28,350 | 12 10,044 | 18 9,720 | | | |
| | 青森 | 900 663,244 | | | | | 15 10,584 | 248 195,631 | 391 278,073 | 63 50,436 | 15 18,360 | 153 92,880 | | 15 17,280 | |
| | 岩手 | 87 44,928 | | | | | | | | | | | | 87 44,928 | |
| | 宮城 | 17,854 13,535,495 | 2,484 2,519,678 | 3,210 1,978,236 | 2,292 1,135,026 | 2,709 1,727,525 | 1,497 1,137,888 | 399 349,056 | 20 8,640 | | 120 99,576 | 303 211,248 | 2,037 1,136,052 | 2,783 3,232,570 | |
| | 山形 | 416 664,341 | 8 3,240 | | | | | | | | | | | 408 661,101 | |
| | 茨城 | 3,207 2,179,918 | 624 667,437 | 996 596,697 | 738 398,108 | 135 101,228 | 180 107,352 | 155 59,832 | | | | | | 145 62,640 | 234 186,624 |
| | 栃木 | 7,683 5,652,245 | 2,043 1,913,328 | 2,178 1,293,192 | 993 495,936 | | | | | | | | | 621 314,496 | 1,848 1,635,293 |
| | 群馬 | 3,332 2,419,356 | 624 623,333 | 570 355,753 | 645 317,821 | | | | 33 23,998 | | 63 68,947 | 195 136,166 | 371 230,516 | 831 662,822 | |
| | 千葉 | 3,999 3,207,504 | 1,041 980,762 | 1,169 785,237 | 1,071 619,209 | 22 20,084 | 1 2,003 | | 1 1,533 | 1 2,003 | | 1 2,404 | 4 5,397 | 1 2,804 | 688 786,068 |
| | 福岡 | 1 3,595 | | | | | | | 791 | | | 801 | | | 1 2,003 |
| | 熊本 | 120 177,984 | | | | | | | | | | | | | 120 177,984 |
| | 計 | 72,684 49,552,752 | 7,291 7,268,352 | 8,808 5,508,993 | 7,493 3,877,586 | 5,483 3,220,719 | 5,330 2,796,810 | 6,955 2,353,628 | 2,540 1,837,454 | 2,136 2,397,990 | 4,945 4,800,291 | 6,006 3,100,233 | 6,713 3,527,750 | 8,984 8,862,946 | |
| | 平均単価 | 682 | 997 | 625 | 518 | 587 | 525 | 338 | 724 | 1,122 | 971 | 516 | 525 | 986 | |
| | せり | 秋田 | 36,245 62,967,721 | 3,375 8,054,770 | 2,259 3,202,426 | 2,433 3,258,167 | 1,313 1,125,165 | 571 499,780 | 185 141,986 | 386 472,650 | 1,195 1,936,126 | 3,387 6,250,597 | 6,696 11,215,261 | 7,254 10,596,267 | 7,191 16,214,526 |
| | | 岩手 | 6 10,692 | | | | 3 4,860 | | | | | | | 3 5,832 | |
| | | 宮城 | 22,910 39,034,527 | 3,513 6,925,058 | 2,201 3,311,431 | 1,808 2,462,940 | 1,429 1,539,648 | 703 773,172 | 149 176,256 | 129 102,546 | 934 772,902 | 1,602 2,463,480 | 2,016 3,340,440 | 2,704 4,444,956 | 5,722 12,721,698 |
| | | 新潟 | 3 3,240 | | | | | | | 3 3,240 | | | | | |
| | | 高知 | 8 6,804 | 8 6,804 | | | | | | | | | | | |

品目別産地別月別取扱高(野菜)

令和3年1月～令和3年12月

上段 = 数量、下段 = 金額
単位：数量 = kg、金額 = 円

| 品目名 | 産地名 | 合計 | 1月 | 2月 | 3月 | 4月 | 5月 | 6月 | 7月 | 8月 | 9月 | 10月 | 11月 | 12月 | |
|-----|------|------------------------|----------------------|----------------------|----------------------|----------------------|---------------------|---------------------|---------------------|----------------------|----------------------|----------------------|----------------------|----------------------|--------------------|
| せり | 大分 | 11 16,945 | | | | | 2 2,592 | | | 9 14,353 | | | | | |
| | 計 | 59,184 102,039,929 | 6,896 14,986,632 | 4,461 6,513,857 | 4,241 5,721,107 | 2,744 2,669,673 | 1,276 1,275,544 | 334 318,242 | 518 578,436 | 2,138 2,723,381 | 4,989 8,714,077 | 8,712 14,555,701 | 9,962 15,047,055 | 12,913 28,936,224 | |
| | 平均単価 | 1,724 | 2,173 | 1,460 | 1,349 | 973 | 1,000 | 952 | 1,117 | 1,274 | 1,747 | 1,671 | 1,510 | 2,241 | |
| にら | 秋田 | 36,955 18,545,652 | | | 28 13,824 | 1,005 394,297 | 5,235 1,857,918 | 8,830 3,735,726 | 6,625 2,957,213 | 5,401 3,048,149 | 7,214 4,670,449 | 2,037 1,403,244 | | 580 464,832 | |
| | 北海道 | 1,425 1,061,316 | | | 110 75,600 | 40 17,280 | 500 261,144 | | 90 61,560 | 490 439,452 | | 100 94,500 | 95 111,780 | | |
| | 宮城 | 25 21,870 | | | | | | | | | | | 25 21,870 | | |
| | 山形 | 548 266,933 | | | | | 84 30,456 | 160 78,192 | 240 107,568 | 56 42,509 | 8 8,208 | | | | |
| | 茨城 | 50,971 29,743,917 | 2,632 2,599,271 | 3,315 2,261,404 | 4,468 1,707,490 | 4,104 1,352,726 | 4,576 1,399,049 | 3,300 1,381,248 | 3,252 1,201,141 | 5,132 2,848,341 | 4,828 3,535,848 | 5,124 3,673,260 | 5,092 3,660,410 | 5,148 4,123,729 | |
| | 栃木 | 101,829 63,788,386 | 7,291 7,226,226 | 12,274 8,472,060 | 14,407 5,538,402 | 14,785 5,441,688 | 8,528 3,060,720 | 6,376 3,381,524 | 6,448 3,054,456 | 5,071 4,168,206 | 3,476 3,132,648 | 6,800 5,216,400 | 9,602 8,089,297 | 6,771 7,006,759 | |
| | 群馬 | 16,139 9,025,059 | 2,412 2,415,614 | 2,360 1,625,295 | 3,775 1,396,224 | 3,428 1,209,389 | 1,752 617,973 | | | | | | 516 285,930 | 1,232 849,854 | 664 624,780 |
| | 千葉 | 119 86,184 | | | | 3 1,296 | | | | | | | 4 3,456 | 112 81,432 | |
| | 岡山 | 115 310,245 | 11 15,336 | 10 18,360 | 10 26,529 | 10 33,696 | 9 30,996 | 14 33,210 | 7 24,840 | 12 19,440 | 3 12,312 | 6 23,976 | 18 44,982 | 5 26,568 | |
| | 高知 | 5,839 4,262,598 | 566 741,096 | 310 291,060 | 570 319,680 | 1,445 720,198 | 1,308 615,654 | 155 78,300 | 20 9,720 | | 10 11,340 | 580 403,380 | | 875 1,072,170 | |
| | 福岡 | 136 178,019 | 136 178,019 | | | | | | | | | | | | |
| | 大分 | 130 79,920 | | | | 30 11,340 | | | | | | | | 100 68,580 | |
| | 宮崎 | 14,700 11,662,559 | 1,510 1,821,588 | 2,220 2,117,556 | 3,100 1,684,206 | 2,330 1,083,953 | 1,005 453,060 | | | | | | 270 246,996 | 1,560 1,360,368 | 2,705 2,894,832 |
| | 計 | 228,931 139,032,658 | 14,557 14,997,150 | 20,489 14,785,735 | 26,468 10,761,955 | 27,179 10,265,863 | 22,996 8,326,970 | 18,836 8,688,200 | 16,682 7,416,498 | 16,161 10,566,097 | 15,538 11,370,805 | 15,437 11,351,142 | 17,740 14,219,993 | 16,848 16,282,250 | |
| | 平均単価 | 607 | 1,030 | 722 | 407 | 378 | 362 | 461 | 445 | 654 | 732 | 735 | 802 | 966 | |
| | セルリー | 秋田 | 222 39,744 | 109 25,563 | 8 1,512 | | | | | | | | 39 4,472 | 66 8,197 | |
| | | 北海道 | 2,370 924,372 | | | | | | | 530 213,192 | 860 342,252 | 760 293,544 | 220 75,384 | | |
| 宮城 | | 81 32,076 | | | | 1 756 | | | | 40 17,712 | | 40 13,608 | | | |

品目別産地別月別取扱高(野菜)

令和3年1月～令和3年12月

上段 = 数量、下段 = 金額
単位：数量 = kg、金額 = 円

| 品目名 | 産地名 | 合計 | 1月 | 2月 | 3月 | 4月 | 5月 | 6月 | 7月 | 8月 | 9月 | 10月 | 11月 | 12月 | |
|------|--------|----------------------|----------------------|--------------------|--------------------|--------------------|--------------------|----------------------|----------------------|----------------------|----------------------|--------------------|--------------------|--------------------|----------------|
| セルリー | 山形 | 15,100 4,160,172 | | | | | 1,805 707,336 | 7,375 2,064,689 | 10 1,296 | | | 1,585 452,196 | 3,665 796,361 | 660 138,294 | |
| | 福島 | 9 18,020 | | | | | | | | | 4 6,696 | 3 6,950 | 2 4,374 | | |
| | 茨城 | 2,883 882,885 | 210 42,336 | 80 18,792 | 140 18,792 | 520 164,430 | 1,655 549,248 | 242 71,143 | 22 9,234 | | 4 4,752 | 10 4,158 | | | |
| | 群馬 | 90 10,472 | 90 10,472 | | | | | | | | | | | | |
| | 千葉 | 995 709,725 | 82 74,088 | 395 163,450 | 134 108,509 | 143 111,672 | 94 76,919 | 7 10,996 | 9 16,826 | 7 13,232 | 2 3,916 | 7 12,599 | 3 5,320 | 112 112,198 | |
| | 神奈川 | 5 6,936 | | | | | 2 1,512 | | | | 1 1,102 | 2 4,322 | | | |
| | 長野 | 22,892 6,511,878 | | | | | 1,630 463,611 | 1,820 531,773 | 6,850 1,672,350 | 4,578 1,577,466 | 3,902 1,404,696 | 3,642 768,859 | 470 93,123 | | |
| | 静岡 | 13,302 2,995,884 | 1,390 224,478 | 1,081 206,504 | 1,570 354,233 | 5,320 1,366,005 | 1,710 485,061 | | | | | | 691 122,116 | 1,540 237,487 | |
| | 愛知 | 8,930 2,109,553 | 2,330 469,444 | 1,980 518,542 | 1,550 464,333 | 40 13,392 | | | | | | | 30 5,508 | 3,000 638,334 | |
| | 大阪 | 1 1,445 | | | | | | | | | | 1 1,445 | | | |
| | 香川 | 9,750 2,568,559 | 940 208,721 | 2,200 524,090 | 4,850 1,365,333 | 1,620 458,319 | | | | | | | | 140 12,096 | |
| | 福岡 | 11,789 2,670,750 | 2,560 431,522 | 3,811 838,931 | 1,028 283,800 | 1,370 374,052 | 1,940 561,805 | | | | | 1,202 | | 1,080 179,438 | |
| | 長崎 | 140 26,352 | | | 140 26,352 | | | | | | | | | | |
| | オランダ | 1 2,721 | | | | | | | | | | | | 1 2,721 | |
| | ベルギー | 1 1,648 | | | | | 1 1,648 | | | | | | | | |
| | 計 | 88,560 23,673,192 | 7,710 1,486,624 | 9,554 2,271,821 | 9,412 2,621,352 | 9,015 2,490,274 | 8,836 2,845,492 | 9,444 2,678,601 | 7,421 1,912,898 | 5,486 1,951,764 | 4,674 1,720,573 | 5,547 1,338,226 | 4,928 1,034,999 | 6,533 1,320,568 | |
| | 平均単価 | 267 | 193 | 238 | 279 | 276 | 322 | 284 | 258 | 356 | 368 | 241 | 210 | 202 | |
| | アスパラガス | 秋田 | 76,299 93,278,826 | 712 1,392,605 | 1,559 1,710,322 | 1,262 1,961,036 | 4,867 8,832,011 | 17,923 27,207,001 | 10,348 15,111,690 | 14,028 14,108,768 | 16,788 14,434,901 | 7,469 6,945,776 | 1,139 1,212,861 | | 204 361,855 |
| | | 北海道 | 180 272,128 | | | | | 5 15,390 | 175 256,738 | | | | | | |
| 青森 | | 14 20,412 | | | | | | 14 20,412 | | | | | | | |
| 岩手 | | 25 61,959 | | | | | | | | 1 1,306 | | | 4 10,930 | 20 49,723 | |

品目別産地別月別取扱高(野菜)

令和3年1月～令和3年12月

上段 = 数量、下段 = 金額
単位：数量 = kg、金額 = 円

| 品目名 | 産地名 | 合計 | 1月 | 2月 | 3月 | 4月 | 5月 | 6月 | 7月 | 8月 | 9月 | 10月 | 11月 | 12月 | |
|--------|----------|------------------------|--------------------|--------------------|----------------------|----------------------|----------------------|----------------------|----------------------|----------------------|--------------------|---------------------|--------------------|--------------------|--------------------|
| アスパラガス | 山形 | 60 100,364 | | | 10 14,051 | 35 61,527 | 15 24,786 | | | | | | | | |
| | 福島 | 780 861,912 | | | | 351 231,898 | | 131 212,188 | 273 401,356 | 25 16,470 | | | | | |
| | 茨城 | 41 86,832 | | | | 25 53,773 | 15 30,359 | 1 1,890 | | | | 810 | | | |
| | 栃木 | 1,590 2,574,747 | | 384 676,905 | 789 1,278,256 | 292 504,836 | | | | 125 114,750 | | | | | |
| | 東京 | 120 66,096 | | 120 66,096 | | | | | | | | | | | |
| | 長野 | 85 145,627 | | | | | | 70 120,463 | 15 25,164 | | | | | | |
| | 静岡 | 1,944 | 1,944 | | | | | | | | | | | | |
| | 香川 | 635 711,126 | | | 520 472,268 | 84 175,501 | 28 53,097 | | | 3 10,260 | | | | | |
| | 福岡 | 90 149,958 | | 15 29,484 | 55 90,018 | | | | 20 30,456 | | | | | | |
| | 佐賀 | 2,950 4,274,186 | 2 5,049 | 178 317,806 | 775 1,313,626 | 21 57,855 | | | 1,109 1,555,848 | 845 1,004,346 | 20 19,656 | | | | |
| | 長崎 | 10 18,360 | | | 10 18,360 | | | | | | | | | | |
| | 熊本 | 185 316,278 | | | | 130 234,684 | | | 55 81,594 | | | | | | |
| | 宮崎 | 1 3,834 | | 1 3,834 | | | | | | | | | | | |
| | アメリカ | 70 90,720 | | | | 70 90,720 | | | | | | | | | |
| | オーストラリア | 1,202 1,206,368 | | | | 3,564 | | | | | | 605 713,216 | 517 442,932 | 80 46,656 | |
| | ニュージーランド | 7 9,477 | | | | | | | | | | 7 9,477 | | | |
| | メキシコ | 53,236 36,946,072 | 2,707 3,220,278 | 7,449 4,972,970 | 12,826 7,698,758 | 10,006 7,349,757 | 1,274 1,335,910 | 7 6,318 | | | | 603 683,731 | 3,533 3,045,314 | 9,371 3,837,300 | 5,460 4,795,736 |
| | ペルー | 436 681,156 | 65 85,567 | 65 76,645 | 9 15,968 | 2 18,652 | 4 33,723 | 22 49,335 | 4 14,502 | 5 14,729 | 1 7,128 | | 81 119,645 | 178 244,371 | |
| | 計 | 138,013 141,878,382 | 3,485 4,705,443 | 9,769 7,854,062 | 16,387 13,100,589 | 15,754 17,376,530 | 19,265 28,700,266 | 11,950 17,446,932 | 15,167 15,564,396 | 16,964 14,601,812 | 8,684 8,359,328 | 5,190 4,702,808 | 9,536 4,014,531 | 5,862 5,451,685 | |
| | 平均単価 | 1,028 | 1,350 | 804 | 799 | 1,103 | 1,490 | 1,460 | 1,026 | 861 | 963 | 906 | 421 | 930 | |
| カリフラワー | 秋田 | 40,766 8,320,950 | | | | | 104 20,142 | 3,125 652,258 | 1,570 303,962 | 40 17,567 | 7,043 1,892,306 | 21,697 3,827,581 | 7,029 1,573,762 | 158 33,372 | |

品目別産地別月別取扱高(野菜)

令和3年1月～令和3年12月

上段 = 数量、下段 = 金額
単位：数量 = kg、金額 = 円

| 品目名 | 産地名 | 合計 | 1月 | 2月 | 3月 | 4月 | 5月 | 6月 | 7月 | 8月 | 9月 | 10月 | 11月 | 12月 | |
|--------|--------|-----------------------|----------------------|---------------------|---------------------|---------------------|--------------------|--------------------|--------------------|---------------------|---------------------|---------------------|---------------------|---------------------|--------------------|
| カリフラワー | 北海道 | 1,488 527,408 | | | | | | 8 4,320 | 720 257,948 | 152 50,112 | 486 184,032 | 96 23,652 | 26 7,344 | | |
| | 岩手 | 20 6,264 | | | | | | 20 6,264 | | | | | | | |
| | 宮城 | 2,172 544,331 | | | | | 54 15,876 | 660 173,308 | | | 90 18,144 | 378 81,540 | 624 150,055 | 366 105,408 | |
| | 茨城 | 4,678 1,434,319 | 20 14,515 | | 30 9,159 | 1,318 350,720 | 1,820 501,014 | 1,126 381,888 | | | | 7 10,109 | 265 112,914 | 92 53,460 | |
| | 栃木 | 16 7,776 | | | | | | | | | | | | 16 7,776 | |
| | 埼玉 | 479 172,476 | | | | | | | | | | | 327 107,568 | 152 64,908 | |
| | 神奈川 | 777 189,045 | | 1 801 | | | | | | | | | 404 97,416 | 372 90,828 | |
| | 新潟 | 1,524 371,650 | | | | | 228 82,404 | 144 53,136 | | | 60 21,600 | 774 123,228 | 24 6,480 | 294 84,802 | |
| | 山梨 | 412 85,859 | | | 88 14,580 | 320 68,903 | | | 4 2,376 | | | | | | |
| | 長野 | 1,658 714,636 | | | | | | | 608 235,224 | 720 343,764 | 288 130,464 | 42 5,184 | | | |
| | 愛知 | 72 17,712 | | | | | | | | | | | | 72 17,712 | |
| | 大阪 | 29 9,288 | 8 4,320 | 15 3,240 | | | | | | | | | 6 1,728 | | |
| | 徳島 | 628 83,624 | | | | 228 72,824 | | | | | | | | 400 10,800 | |
| | 福岡 | 7,965 1,865,296 | 1,291 333,968 | 3,749 833,231 | 2,712 637,336 | 128 30,953 | | | | | | | | 85 29,808 | |
| | 長崎 | 24 5,702 | | | | | 24 5,702 | | | | | | | | |
| | 熊本 | 63,561 13,768,316 | 11,194 2,296,631 | 14,491 2,731,569 | 11,451 2,604,201 | 9,380 2,171,546 | 6,590 1,390,219 | | | | | | | 2,342 644,242 | 8,113 1,929,908 |
| | 計 | 126,269 28,124,652 | 12,513 2,649,434 | 18,256 3,568,841 | 14,509 3,338,100 | 11,170 2,627,824 | 8,795 2,009,655 | 5,087 1,273,550 | 2,898 797,134 | 912 411,443 | 7,967 2,247,086 | 23,001 4,073,022 | 11,041 2,699,781 | 10,120 2,428,782 | |
| | 平均単価 | 223 | 212 | 195 | 230 | 235 | 229 | 250 | 275 | 451 | 282 | 177 | 245 | 240 | |
| | ブロッコリー | 秋田 | 44,890 14,861,517 | 143 46,083 | 29 12,506 | 568 137,055 | 2 497 | 2 5,184 | 7,860 2,587,658 | 917 184,086 | 291 122,807 | 3,352 1,596,631 | 21,366 6,981,317 | 8,523 2,613,321 | 1,837 574,372 |
| | | 北海道 | 45,395 21,466,988 | | | | | | 774 391,986 | 14,739 6,154,400 | 15,028 7,711,007 | 11,124 5,827,443 | 3,610 1,350,529 | 120 31,623 | |
| 青森 | | 9,829 2,391,661 | | | | | | 4,175 891,573 | 1,317 356,650 | | 382 123,487 | 2,399 667,969 | 1,401 321,267 | 155 30,715 | |

品目別産地別月別取扱高(野菜)

令和3年1月～令和3年12月

上段 = 数量、下段 = 金額
単位：数量 = kg、金額 = 円

| 品目名 | 産地名 | 合計 | 1月 | 2月 | 3月 | 4月 | 5月 | 6月 | 7月 | 8月 | 9月 | 10月 | 11月 | 12月 | |
|--------|-----|------------------------|----------------------|-----------------------|----------------------|----------------------|----------------------|----------------------|---------------------|---------------------|---------------------|---------------------|----------------------|-----------------------|---------------------|
| ブロッコリー | 岩手 | 5,470 1,756,923 | | | | | | 2,504 943,770 | 2,600 688,132 | | | | 282 99,619 | 84 25,402 | |
| | 宮城 | 150 64,800 | | | | | | | | | 150 64,800 | | | | |
| | 山形 | 26 4,299 | | | | | | | | | | | | 26 4,299 | |
| | 福島 | 468 232,200 | | | | | | 468 232,200 | | | | | | | |
| | 茨城 | 414 157,178 | | | | 6 11,016 | 5 5,940 | 2 3,213 | | | | 1 2,009 | 400 135,000 | | |
| | 栃木 | 2 2,970 | | | | | 2 2,970 | | | | | | | | |
| | 群馬 | 107,741 27,789,043 | 23,096 7,391,218 | 27,446 6,705,418 | 9,634 1,739,145 | 276 95,904 | 692 183,206 | 20 2,484 | | | | | 17,210 4,191,609 | 29,367 7,480,059 | |
| | 埼玉 | 194,433 66,557,702 | 25,332 10,852,758 | 36,096 10,669,363 | 14,488 3,534,894 | 28,754 10,332,004 | 35,490 13,353,509 | 228 104,544 | | | | | 21,584 7,754,249 | 32,461 9,956,381 | |
| | 千葉 | 6,651 1,588,843 | 1,188 378,670 | 3,261 734,033 | 1,758 352,156 | | | | | | | | | | 444 123,984 |
| | 石川 | 2 5,940 | | | | | | 2 5,940 | | | | | | | |
| | 長野 | 14,710 6,419,223 | | | | | 414 207,096 | 11,864 5,060,955 | 342 147,852 | 258 175,392 | 696 428,004 | 1,136 399,924 | | | |
| | 愛知 | 6,692 2,011,630 | 738 339,509 | 2,336 659,492 | 1,109 213,602 | 1,110 382,191 | 1,122 349,401 | | | | | | | 257 62,899 | 20 4,536 |
| | 鳥取 | 1,200 534,881 | | | | | 270 107,136 | 930 427,745 | | | | | | | |
| | 徳島 | 372 83,808 | | 240 36,288 | | | 132 47,520 | | | | | | | | |
| | 福岡 | 324 79,919 | | | 324 79,919 | | | | | | | | | | |
| | 長崎 | 206,118 67,077,060 | 11,014 8,870,504 | 24,764 6,572,684 | 29,368 10,208,991 | 37,780 12,988,255 | 24,762 8,600,569 | 14,138 4,804,790 | | | | | 512 238,292 | 39,100 9,147,211 | 24,680 5,645,764 |
| | 熊本 | 87,768 27,252,700 | 7,103 2,910,017 | 11,407 3,180,515 | 16,172 4,883,769 | 18,558 6,444,954 | 10,364 3,584,511 | -200 -68,850 | | | | | | 2,880 774,252 | 21,484 5,543,532 |
| | 宮崎 | 3,120 735,610 | | | | | 78 33,696 | 42 6,394 | | | | | | | 3,000 695,520 |
| | 鹿児島 | 96 30,456 | | | | | | | | | | | | | 96 30,456 |
| | 計 | 735,871 241,105,351 | 68,614 30,788,759 | 105,579 28,570,299 | 73,421 21,149,531 | 86,619 30,302,341 | 73,201 26,433,218 | 42,807 15,394,402 | 19,915 7,531,120 | 15,577 8,009,206 | 15,704 8,040,365 | 29,024 9,640,040 | 91,757 25,131,050 | 113,653 30,115,020 | |
| 平均単価 | 328 | 449 | 271 | 288 | 350 | 361 | 360 | 378 | 514 | 512 | 332 | 274 | 265 | | |

品目別産地別月別取扱高(野菜)

令和3年1月～令和3年12月

上段 = 数量、下段 = 金額
単位：数量 = kg、金額 = 円

| 品目名 | 産地名 | 合計 | 1月 | 2月 | 3月 | 4月 | 5月 | 6月 | 7月 | 8月 | 9月 | 10月 | 11月 | 12月 |
|-----|--------------------------|-----------------------|-----------------------|-----------------------|-----------------------|-----------------------|----------------------|----------------------|----------------------|----------------------|-----------------------|-----------------------|-----------------------|----------------------|
| レタス | 秋田 | 1,408 343,771 | | | | | 20 3,888 | 102 14,757 | 9 1,372 | | 43 9,990 | 690 124,658 | 544 189,106 | |
| | 北海道 | 47 22,551 | | | | | | | | 40 7,128 | 3 6,610 | 4 8,813 | | |
| | 青森 | 1,802 208,332 | | | | | | 668 54,648 | 610 48,924 | 436 81,000 | 88 23,760 | | | |
| | 岩手 | 333,399 56,142,839 | | | | | 30,645 4,934,466 | 80,195 11,403,418 | 90,431 10,768,345 | 58,280 10,664,352 | 53,010 15,508,638 | 20,838 2,863,620 | | |
| | 宮城 | 31,640 5,657,149 | 2,845 608,591 | 495 102,276 | 550 96,747 | 340 54,864 | 12,815 2,289,222 | 6,265 1,395,792 | 950 106,661 | | | 4,055 553,770 | 2,415 281,340 | 910 167,886 |
| | 茨城 | 720,682 98,892,398 | 15,041 3,423,006 | 67,363 10,201,831 | 138,482 16,704,052 | 149,527 19,072,498 | 38,836 6,566,715 | 827 299,160 | 249 111,981 | 137 68,943 | 89 46,932 | 112,526 14,966,336 | 125,318 17,143,434 | 72,287 10,287,510 |
| | 栃木 | 470 116,748 | | | | | | | | | | | | 470 116,748 |
| | 群馬 | 7,110 939,276 | | | | | 5,440 678,186 | 800 138,240 | | | 870 122,850 | | | |
| | 埼玉 | 4 8,812 | | | | | | | | | | | | 4 8,812 |
| | 千葉 | 377 745,727 | 6 11,016 | 27 46,006 | 41 75,044 | 32 69,334 | 54 84,271 | 31 68,297 | 27 58,933 | 28 61,686 | 48 105,753 | 37 81,518 | 22 45,444 | 24 38,425 |
| | 長野 | 57,330 9,310,284 | | | | | 23,628 3,293,941 | 3,224 654,769 | 6,828 1,009,066 | 19,754 3,030,804 | 3,832 1,295,946 | 40 14,796 | 24 10,962 | |
| | 静岡 | 61,670 15,814,920 | 28,135 7,725,682 | 14,530 3,138,372 | 2,060 216,756 | 4 1,080 | | | | | | 3 7,128 | 8 3,834 | 16,930 4,722,068 |
| | 愛知 | 14 7,182 | | | | | | | 14 7,182 | | | | | |
| | 京都 | 20 5,821 | 20 5,821 | | | | | | | | | | | |
| | 兵庫 | 10,963 2,997,559 | 3,251 1,051,337 | 586 211,141 | 1,056 310,899 | 341 139,222 | 1,305 292,743 | | | 39 18,597 | | | 44 15,444 | 4,341 958,176 |
| | 徳島 | 8 3,564 | 8 3,564 | | | | | | | | | | | |
| | 香川 | 20,516 4,399,755 | 6,050 1,378,699 | 13,112 2,749,887 | | 8 2,160 | | | | | | | | 1,346 269,009 |
| | 福岡 | 5 3,780 | | 5 3,780 | | | | | | | | | | |
| | 長崎 | 24 3,888 | | | | | | | | | | | | 24 3,888 |
| | 熊本 | 48,715 6,990,116 | 4,784 892,804 | 6,648 991,926 | 5,816 729,324 | 10,428 1,213,618 | 4,560 703,728 | | | | | | | 1,904 212,004 |
| 計 | 1,296,204 202,614,472 | 60,139 15,100,520 | 102,767 17,445,219 | 148,005 18,132,822 | 160,682 20,552,776 | 117,303 18,847,160 | 92,126 14,036,263 | 99,143 12,123,879 | 79,545 14,036,763 | 57,113 16,997,629 | 138,192 18,620,639 | 130,283 17,910,380 | 110,906 18,810,422 | |

品目別産地別月別取扱高(野菜)

令和3年1月～令和3年12月

上段 = 数量、下段 = 金額
単位：数量 = kg、金額 = 円

| 品目名 | 産地名 | 合計 | 1月 | 2月 | 3月 | 4月 | 5月 | 6月 | 7月 | 8月 | 9月 | 10月 | 11月 | 12月 | |
|---------------|------|----------------------|---------------------|--------------------|--------------------|--------------------|--------------------|--------------------|--------------------|--------------------|--------------------|--------------------|--------------------|--------------------|----------------|
| レタス リーフレタス | 平均単価 | 156 | 251 | 170 | 123 | 128 | 161 | 152 | 122 | 176 | 298 | 135 | 137 | 170 | |
| | 秋田 | 3,830 1,677,138 | | | 76 91,952 | 141 161,481 | 281 283,578 | 863 349,628 | 530 222,311 | 458 108,261 | 63 20,779 | 781 140,066 | 471 218,263 | 166 80,819 | |
| | 北海道 | 9 7,128 | | | | | | | | | 9 7,128 | | | | |
| | 青森 | 671 190,890 | | 27 8,100 | | | | 247 78,732 | 261 64,746 | 9 4,104 | 66 21,384 | 40 12,096 | 21 1,728 | | |
| | 岩手 | 21,054 7,967,776 | | | | 30 7,560 | 1,708 444,096 | 3,444 1,212,300 | 4,561 1,288,840 | 4,676 2,103,516 | 4,487 2,378,808 | 2,148 532,656 | | | |
| | 宮城 | 28,469 8,134,053 | 5,750 1,418,310 | 3,039 802,440 | 2,949 723,006 | 4,063 949,104 | 2,897 754,920 | 1,282 499,449 | 953 351,366 | 1,210 556,694 | 1,250 727,014 | 1,635 456,991 | 1,155 316,311 | 2,286 578,448 | |
| | 茨城 | 37,273 15,841,113 | 4,923 1,681,200 | 4,800 1,879,910 | 5,925 1,760,066 | 4,562 1,752,599 | 2,075 1,144,363 | 533 671,691 | 539 758,353 | 531 749,086 | 483 673,271 | 3,886 1,461,401 | 4,191 1,577,131 | 4,825 1,732,042 | |
| | 群馬 | 96 25,920 | | | | | | | | | 96 25,920 | | | | |
| | 千葉 | 295 504,900 | 25 61,020 | 40 56,700 | 132 66,636 | 15 56,700 | 12 45,360 | 14 45,360 | 15 56,700 | 12 45,360 | 12 45,360 | 3 11,340 | 4 5,184 | 11 9,180 | |
| | 東京 | 26 98,658 | | | | | | | | | | 2 9,072 | 10 36,288 | 14 53,298 | |
| | 長野 | 651 213,921 | | | | | 310 118,854 | 60 16,605 | 16 5,832 | 220 56,052 | 33 13,446 | 12 3,132 | | | |
| | 静岡 | 44 18,792 | | | | | | | | | | 4 1,512 | | 40 17,280 | |
| | 香川 | 20 7,884 | 4 1,728 | 4 1,944 | 8 3,132 | | | | | | | | | 4 1,080 | |
| | 福岡 | 20 8,100 | | 20 8,100 | | | | | | | | | | | |
| | 計 | 92,458 34,696,273 | 10,699 3,162,258 | 7,930 2,757,194 | 9,092 2,644,792 | 8,811 2,927,444 | 7,283 2,791,171 | 6,443 2,873,765 | 6,875 2,748,148 | 7,212 3,648,993 | 6,403 3,887,190 | 8,512 2,628,266 | 5,852 2,154,905 | 7,346 2,472,147 | |
| | 平均単価 | 375 | 296 | 348 | 291 | 332 | 383 | 446 | 400 | 506 | 607 | 309 | 368 | 337 | |
| | サラダナ | 秋田 | 3 972 | 3 972 | | | | | | | | | | | |
| | | 青森 | 142 81,540 | | | | | | | 68 33,048 | | 46 27,216 | 28 21,276 | | |
| | | 宮城 | 6,955 2,989,548 | 693 308,653 | 736 339,432 | 807 312,876 | 806 323,352 | 778 347,264 | 915 412,312 | 661 227,124 | 524 226,379 | 123 93,312 | 162 81,324 | 261 103,572 | 489 213,948 |
| 千葉 | | 705 551,695 | 6 1,188 | 10 3,240 | 11 4,320 | 20 9,720 | 29 6,588 | | 6 2,268 | | 193 171,882 | 167 149,935 | 136 95,688 | 127 106,866 | |
| 福岡 | | 14 9,720 | 8 1,296 | | 1,944 | | | | | | | 6 6,480 | | | |

品目別産地別月別取扱高(野菜)

令和3年1月～令和3年12月

上段 = 数量、下段 = 金額
単位：数量 = kg、金額 = 円

| 品目名 | 産地名 | 合計 | 1月 | 2月 | 3月 | 4月 | 5月 | 6月 | 7月 | 8月 | 9月 | 10月 | 11月 | 12月 | |
|------|--------|---------------------|---------------------|----------------|------------------|------------------|------------------|------------------|--------------------|--------------------|------------------|--------------------|--------------------|------------------|------------------|
| サラダナ | 計 | 7,819 3,633,475 | 710 312,109 | 746 342,672 | 818 319,140 | 826 333,072 | 807 353,852 | 915 412,312 | 735 262,440 | 524 226,379 | 362 292,410 | 363 259,015 | 397 199,260 | 616 320,814 | |
| | 平均単価 | 465 | 440 | 459 | 390 | 403 | 438 | 451 | 357 | 432 | 808 | 714 | 502 | 521 | |
| パセリ | 秋田 | 1,061 2,548,984 | 69 172,260 | 77 188,460 | 16 37,800 | 60 144,180 | 66 158,458 | 92 221,432 | 96 231,822 | 84 204,930 | 86 206,442 | 118 286,454 | 123 275,039 | 174 421,707 | |
| | 北海道 | 955 1,710,777 | | | | | | | 197 270,582 | 291 573,419 | 198 371,844 | 180 327,694 | 89 167,238 | | |
| | 宮城 | 2,021 2,796,484 | 103 176,548 | 220 232,049 | 169 235,008 | 198 243,506 | 174 205,621 | 202 229,704 | 204 249,338 | 176 278,382 | 124 199,476 | 150 225,504 | 135 213,192 | 166 308,156 | |
| | 茨城 | 50 70,833 | 28 40,593 | 7 8,640 | | 5 4,050 | 5 4,050 | | | | | | | 5 13,500 | |
| | 千葉 | 1,635 2,576,870 | 145 242,535 | 166 238,292 | 264 375,376 | 249 269,394 | 225 258,465 | 226 227,653 | 18 14,958 | | | | 435 85,158 | 38 864,604 | |
| | 山梨 | 12 33,431 | | | | | | | | | 1 2,175 | 3 9,045 | 4 11,701 | 4 10,510 | |
| | 長野 | 127 264,179 | | | | | | | 10 9,180 | 93 213,689 | 24 41,310 | | | | |
| | 静岡 | 50 77,954 | | | 20 17,874 | | 20 22,280 | | | | | | | 10 37,800 | |
| | 愛知 | 40 28,100 | 2 648 | 6 1,793 | 12 6,480 | 7 2,117 | 1 432 | | 1 324 | | 2 6,237 | | 2 648 | 7 9,421 | |
| | 香川 | 8 1,890 | 8 1,890 | | | | | | | | | | | | |
| | 福岡 | 9 12,050 | 3 3,564 | | 648 | | 2 216 | | | | | 1 1,202 | 1 2,004 | 3 4,416 | |
| | 大分 | 1 432 | | | | | | | | 1 432 | | | | | |
| | 計 | 5,969 10,121,984 | 358 638,038 | 476 669,234 | 482 673,186 | 520 663,463 | 491 649,306 | 520 678,789 | 528 776,636 | 642 1,270,420 | 435 828,686 | 452 851,136 | 392 752,976 | 673 1,670,114 | |
| | 平均単価 | 1,696 | 1,784 | 1,405 | 1,396 | 1,275 | 1,324 | 1,306 | 1,470 | 1,978 | 1,905 | 1,883 | 1,923 | 2,480 | |
| | チンゲンサイ | 秋田 | 35,535 8,267,021 | 710 247,752 | 2,577 621,517 | 989 223,091 | 837 203,094 | 4,290 783,585 | 4,530 1,026,151 | 5,141 1,062,433 | 3,322 772,359 | 3,427 1,353,694 | 5,101 1,067,440 | 1,294 308,038 | 3,317 597,867 |
| | | 青森 | 60 11,016 | | | | 60 11,016 | | | | | | | | |
| | | 岩手 | 222 189,000 | | | | | | | | | 222 189,000 | | | |
| 宮城 | | 10,401 3,839,087 | 794 459,216 | 914 422,583 | 1,222 366,876 | 1,633 612,889 | 1,193 355,968 | 649 219,240 | 630 202,435 | 253 85,752 | 282 167,184 | 419 147,204 | 958 326,592 | 1,454 473,148 | |
| 山形 | | 4 2,052 | | | | 4 2,052 | | | | | | | | | |

品目別産地別月別取扱高(野菜)

令和3年1月～令和3年12月

上段 = 数量、下段 = 金額
単位：数量 = kg、金額 = 円

| 品目名 | 産地名 | 合計 | 1月 | 2月 | 3月 | 4月 | 5月 | 6月 | 7月 | 8月 | 9月 | 10月 | 11月 | 12月 |
|--------|----------------|-----------------------|--------------------|--------------------|--------------------|---------------------|---------------------|---------------------|---------------------|--------------------|--------------------|---------------------|--------------------|---------------------|
| チンゲンサイ | 茨城 | 11,823 6,505,015 | 1,370 647,512 | 1,323 779,610 | 1,217 635,383 | 1,487 652,384 | 450 230,612 | 479 400,765 | 369 204,790 | 575 289,971 | 2,147 1,174,959 | 475 169,182 | 953 509,568 | 978 810,279 |
| | 群馬 | 58,268 21,804,531 | 6,160 2,715,333 | 4,060 1,798,157 | 4,190 1,360,962 | 6,700 2,248,523 | 6,080 2,144,387 | 5,380 1,966,450 | 3,920 1,540,132 | 4,766 2,203,019 | 2,350 1,632,946 | 4,820 1,375,002 | 5,402 1,525,955 | 4,440 1,293,665 |
| | 静岡 | 136 79,499 | | 11 8,640 | 44 18,900 | 18 15,120 | 16 11,880 | 14 8,856 | 11 432 | 3 1,944 | 5 4,655 | 3 2,808 | 9 4,536 | 2 1,728 |
| | 愛知 | 2 1,728 | 2 1,728 | | | | | | | | | | | |
| | 計 | 116,450 40,698,949 | 9,036 4,071,541 | 8,885 3,630,507 | 7,662 2,605,212 | 10,739 3,745,078 | 12,027 3,526,432 | 11,051 3,621,462 | 10,073 3,010,222 | 8,918 3,353,045 | 8,433 4,522,438 | 10,818 2,761,636 | 8,616 2,674,689 | 10,192 3,176,687 |
| | 平均単価 | 349 | 451 | 409 | 340 | 349 | 293 | 328 | 299 | 376 | 536 | 255 | 310 | 312 |
| | タアサイ | 茨城 | 549 157,065 | 125 37,260 | 164 49,529 | 160 41,548 | 20 6,696 | 5 1,512 | | | | | | |
| 静岡 | 34 10,800 | | 6 1,296 | 4 1,890 | 10 1,188 | 2 1,026 | 4 2,160 | | | | | | 6 2,160 | 2 1,080 |
| 計 | 583 167,865 | 125 37,260 | 170 50,825 | 164 43,438 | 30 7,884 | 7 2,538 | 4 2,160 | | | | | | 6 2,160 | 77 21,600 |
| 平均単価 | 288 | 298 | 299 | 265 | 263 | 363 | 540 | | | | | | 360 | 281 |
| ツルムラサキ | 秋田 | 9,848 4,134,971 | | | | | | 223 118,736 | 3,117 1,245,028 | 2,822 1,144,192 | 2,076 1,032,540 | 1,445 530,372 | 165 64,103 | |
| | 青森 | 15 14,256 | | | | | | | 15 14,256 | | | | | |
| | 宮城 | 2,429 1,346,857 | | | | | 369 251,295 | 716 447,022 | 588 273,996 | 628 303,480 | 88 57,024 | 40 14,040 | | |
| | 茨城 | 40 21,600 | | | | | | 40 21,600 | | | | | | |
| | 徳島 | 6 3,024 | | | | | | | | | | | | 6 3,024 |
| | 計 | 12,338 5,520,708 | | | | | 369 251,295 | 978 587,358 | 3,721 1,533,280 | 3,450 1,447,672 | 2,164 1,089,564 | 1,485 544,412 | 165 64,103 | 6 3,024 |
| | 平均単価 | 447 | | | | | 680 | 601 | 412 | 420 | 503 | 367 | 388 | 504 |
| モロヘイヤ | 秋田 | 5,564 6,192,598 | | | | | 8 12,960 | 814 1,161,000 | 1,559 1,734,902 | 1,568 1,608,536 | 1,305 1,350,713 | 310 324,487 | | |
| | 宮城 | 71 58,536 | | | | | | 71 58,536 | | | | | | |
| | 群馬 | 494 619,488 | | | | | 45 72,900 | 193 244,188 | 256 302,400 | | | | | |
| | 静岡 | 119 193,968 | | | | | 47 101,520 | 72 92,448 | | | | | | |

品目別産地別月別取扱高(野菜)

令和3年1月～令和3年12月

上段 = 数量、下段 = 金額
単位：数量 = kg、金額 = 円

| 品目名 | 産地名 | 合計 | 1月 | 2月 | 3月 | 4月 | 5月 | 6月 | 7月 | 8月 | 9月 | 10月 | 11月 | 12月 | |
|---------|------|---------------------|--------------------|------------------|------------------|------------------|------------------|--------------------|--------------------|--------------------|--------------------|------------------|------------------|------------------|--------------|
| モロヘイヤ | 沖縄 | 197 289,483 | 42 52,272 | 37 57,024 | 56 81,043 | 32 57,672 | 14 23,760 | | | | | | 2 2,160 | 14 15,552 | |
| | 計 | 6,445 7,354,073 | 42 52,272 | 37 57,024 | 56 81,043 | 32 57,672 | 114 211,140 | 1,150 1,556,172 | 1,816 2,037,302 | 1,567 1,608,536 | 1,305 1,350,713 | 310 324,487 | 2 2,160 | 14 15,552 | |
| | 平均単価 | 1,141 | 1,245 | 1,541 | 1,447 | 1,802 | 1,849 | 1,353 | 1,122 | 1,027 | 1,035 | 1,046 | 1,080 | 1,111 | |
| その他中国野菜 | 秋田 | 550 184,350 | | | | | | | 19 9,597 | 31 13,462 | 65 27,540 | 355 116,179 | 21 6,264 | 59 11,308 | |
| | 北海道 | 10 4,121 | | | | | | | | | 10 4,121 | | | | |
| | 宮城 | 2,372 1,677,456 | 140 98,280 | 182 123,984 | 278 140,832 | 182 117,936 | 230 165,240 | 220 166,104 | 230 177,768 | 120 104,004 | 200 178,308 | 220 169,344 | 188 119,880 | 182 115,776 | |
| | 茨城 | 302 596,200 | 45 76,853 | 32 62,755 | 31 59,907 | 26 52,520 | 27 54,324 | 30 54,626 | 19 37,069 | 20 45,437 | 15 32,771 | 15 32,314 | 24 48,636 | 18 38,988 | |
| | 千葉 | 2,109 1,112,705 | 293 168,372 | 443 217,944 | 406 212,058 | 343 176,202 | 183 111,024 | 8 9,072 | 44 18,932 | 29 14,364 | 10 4,007 | 7 3,298 | 2 4,320 | 341 173,112 | |
| | 東京 | 5 5,400 | | | | 5 5,400 | | | | | | | | | |
| | 神奈川 | 50 11,449 | | | | | | 20 4,580 | 30 6,869 | | | | | | |
| | 山梨 | 13,252 5,014,620 | 1,834 693,252 | 1,384 523,152 | 938 354,564 | 1,184 447,552 | 1,131 429,372 | 944 356,832 | 842 318,276 | 1,021 388,692 | 1,400 529,200 | 848 320,544 | 768 291,060 | 958 362,124 | |
| | 静岡 | 165 68,629 | 17 8,604 | 26 8,718 | 15 4,860 | 20 8,414 | 20 9,159 | | | | 2 2,290 | 1 2,176 | | 10 7,128 | 54 17,280 |
| | 愛知 | 12 7,236 | 12 7,128 | | | | 108 | | | | | | | | |
| | 岡山 | 12 7,128 | | | | | | 12 7,128 | | | | | | | |
| | 福岡 | 146 109,450 | 6 7,776 | 16 14,904 | 70 38,556 | 31 13,816 | 401 | 2,805 | 1 2,804 | 1 4,194 | 4 1,202 | 5 4,312 | 2 5,288 | 10 13,392 | |
| | 台湾 | 14 19,172 | 3 5,400 | | 2 3,549 | 2 3,434 | 2 3,549 | | | | | | 5 3,240 | | |
| | 中国 | 115 157,680 | 1 2,160 | | 5 6,480 | | 5 5,400 | 8 11,637 | 17 25,596 | 8 13,311 | 27 36,180 | 22 21,087 | 9 13,365 | 13 22,464 | |
| | アメリカ | 4 3,024 | | | | 4 3,024 | | | | | | | | | |
| | メキシコ | 12 3,780 | 12 3,780 | | | | | | | | | | | | |
| | 計 | 19,131 8,982,400 | 2,362 1,071,605 | 2,083 951,457 | 1,744 820,806 | 1,798 828,406 | 1,599 778,469 | 1,243 612,784 | 1,202 596,911 | 1,234 585,754 | 1,729 815,505 | 1,478 670,318 | 1,023 495,941 | 1,636 754,444 | |
| 平均単価 | 470 | 454 | 457 | 471 | 461 | 487 | 493 | 496 | 475 | 472 | 454 | 485 | 461 | | |

品目別産地別月別取扱高(野菜)

令和3年1月～令和3年12月

上段 = 数量、下段 = 金額
単位：数量 = kg、金額 = 円

| 品目名 | 産地名 | 合計 | 1月 | 2月 | 3月 | 4月 | 5月 | 6月 | 7月 | 8月 | 9月 | 10月 | 11月 | 12月 |
|---------|------------|----------------------|--------------------|--------------------|---------------------|--------------------|--------------------|--------------------|--------------------|--------------------|--------------------|--------------------|--------------------|--------------------|
| その他葉茎菜類 | 秋田 | 59,569 32,980,149 | 5,893 3,789,938 | 9,416 5,539,570 | 13,084 6,902,305 | 6,808 3,362,048 | 2,884 1,594,186 | 2,826 1,663,436 | 2,302 1,392,836 | 2,266 1,455,499 | 2,859 1,813,081 | 3,212 1,537,486 | 3,496 1,413,511 | 4,523 2,516,253 |
| | 北海道 | 44 15,120 | | | | | | | 4 3,024 | | 20 6,912 | | 20 5,184 | |
| | 青森 | 112 36,158 | | 40 12,096 | | | | | | | 2 1,166 | | 20 5,616 | 50 17,280 |
| | 岩手 | 580 157,140 | | | | | | | | | | 490 131,760 | 90 25,380 | |
| | 宮城 | 20,343 8,607,732 | 2,439 1,135,047 | 2,328 1,148,958 | 2,746 989,159 | 2,288 789,264 | 2,088 743,148 | 1,228 627,858 | 1,077 510,732 | 577 308,664 | 538 308,232 | 528 229,824 | 1,793 703,269 | 2,713 1,113,577 |
| | 山形 | 282 143,966 | 10 7,258 | 13 6,480 | 36 23,641 | 116 55,621 | | | | | | | 56 22,680 | 51 28,286 |
| | 福島 | 4 4,968 | | | | | | | 1 1,512 | | | | | 3 3,456 |
| | 茨城 | 2,110 835,480 | 5 5,875 | 117 43,783 | 636 216,853 | 621 202,608 | 107 23,220 | 339 85,547 | 23 18,490 | 9 17,992 | 29 23,619 | 27 52,315 | 140 67,018 | 57 78,160 |
| | 栃木 | 1,415 1,737,332 | 82 123,984 | 148 194,292 | 131 178,308 | 132 150,066 | 105 152,604 | 107 116,532 | 104 112,860 | 81 90,666 | 91 102,060 | 98 102,708 | 129 150,228 | 207 263,024 |
| | 群馬 | 279 263,048 | | 23 30,585 | 56 60,396 | 88 94,609 | 67 63,634 | | | | 40 10,368 | | 1 1,836 | 4 1,620 |
| | 埼玉 | 16 5,822 | | 8 2,592 | | 8 3,024 | | | | | | | | 206 |
| | 千葉 | 2,197 1,802,221 | 382 340,146 | 493 457,050 | 649 583,491 | 214 70,179 | 136 64,151 | 17 8,694 | | 18 19,656 | | 3 1,350 | 24 21,600 | 261 235,904 |
| | 東京 | 313 260,420 | 14 15,723 | 60 46,872 | 99 49,370 | 58 46,220 | 51 54,216 | 9 10,649 | 1 2,404 | 1 2,976 | 1,545 | 5 9,745 | 8 12,386 | 7 8,314 |
| | 神奈川 | 67 14,539 | | | | | | | | | 1,741 | | 8 810 | 59 11,988 |
| | 山梨 | 46 33,525 | | | | | | | | | | 22 17,206 | 24 16,319 | |
| | 長野 | 2,521 662,030 | | | 1 1,188 | 4 5,249 | 12 14,580 | 330 87,093 | 703 125,586 | 691 199,197 | 541 147,075 | 210 72,405 | 20 5,143 | 9 4,514 |
| | 岐阜 | 429 467,348 | 29 30,480 | 30 31,798 | 32 34,434 | 32 34,068 | 41 42,865 | 35 38,531 | 44 45,500 | 33 37,154 | 34 36,469 | 41 42,865 | 33 36,009 | 45 57,175 |
| | 静岡 | 2,835 1,502,016 | 460 333,119 | 967 514,652 | 524 227,070 | 92 26,568 | 294 43,470 | 100 20,520 | | 5 4,158 | 10 3,456 | 26 20,736 | 58 15,336 | 299 292,931 |
| | 愛知 | 4,438 956,111 | 298 76,853 | 441 104,328 | 731 123,227 | 723 159,045 | 676 165,472 | 350 82,863 | 150 38,178 | 30 10,044 | 50 13,176 | 20 6,156 | 206 44,998 | 763 131,771 |
| | 京都 | 5 13,493 | | 1 3,564 | 1,188 | | | | | | | | | 4 8,741 |
| 大阪 | 1 2,419 | 1 2,419 | | | | | | | | | | | | |

品目別産地別月別取扱高(野菜)

令和3年1月～令和3年12月

上段 = 数量、下段 = 金額
単位：数量 = kg、金額 = 円

| 品目名 | 産地名 | 合計 | 1月 | 2月 | 3月 | 4月 | 5月 | 6月 | 7月 | 8月 | 9月 | 10月 | 11月 | 12月 | |
|---------|----------|-----------------------|---------------------|----------------------|----------------------|---------------------|--------------------|--------------------|--------------------|--------------------|--------------------|--------------------|--------------------|---------------------|------------|
| その他葉茎菜類 | 兵庫 | 227 52,542 | 60 15,120 | 4 3,564 | 3 4,806 | 160 29,052 | | | | | | | | | |
| | 岡山 | 99 71,518 | 6 1,325 | 2 7,457 | 4 3,309 | 9 5,416 | 3 5,883 | 1 4,415 | 1 3,007 | 1 1,782 | 1 3,230 | 713 | 4 5,648 | 68 29,333 | |
| | 山口 | 713 | | | | | | | 713 | | | | | | |
| | 徳島 | 52 61,344 | | 8 432 | 44 60,912 | | | | | | | | | | |
| | 香川 | 6,790 5,811,833 | 1,366 1,332,761 | 3,040 2,313,583 | 861 965,404 | 6 6,545 | 6 6,480 | | | | | | 214 146,966 | 1,297 1,040,094 | |
| | 高知 | 649 763,236 | 237 273,024 | 268 291,924 | 144 198,288 | | | | | | | | | | |
| | 福岡 | 30 32,973 | | 21 30,295 | | -1 -778 | | | | | | 10 3,456 | | | |
| | 大分 | 5 3,456 | | | 1 1,296 | | | | | 4 2,160 | | | | | |
| | 宮崎 | 2 7,322 | | | | | | | | | | | | 2 7,322 | |
| | 台湾 | 1 1,404 | | | | | | | | 1 1,404 | | | | | |
| | 中国 | 11 5,832 | | | | | | | 10 3,888 | | | | | 1 1,944 | |
| | オランダ | 23 27,935 | 1 1,318 | 1 2,188 | 1 1,597 | 2 2,576 | 5 11,448 | | | | | | 1 2,112 | 12 6,696 | |
| | アメリカ | 2,329 769,770 | 20 6,912 | 150 48,384 | 239 75,708 | 145 51,840 | 110 38,016 | 135 48,384 | 185 62,208 | 195 64,692 | 330 103,194 | 295 101,304 | 265 83,376 | 260 85,752 | |
| | イタリア | 1 3,888 | | | | 1 3,888 | | | | | | | | | |
| | オーストラリア | 28 19,274 | | | | 21 6,705 | 229 | | | | | 6 10,180 | 1 2,160 | | |
| | ニュージーランド | 1 1,975 | | | | | | | 1 1,975 | | | | | | |
| | メキシコ | 80 10,368 | | | | 60 3,456 | 20 6,912 | | | | | | | | |
| | ベルギー | 185 47,746 | 150 22,248 | | | | | | 5 1,889 | | | | 24 11,772 | 5 10,800 | 1 1,037 |
| | フランス | 1 923 | | 1 923 | | | | | | | | | | | |
| | 計 | 108,117 58,195,089 | 11,446 7,513,550 | 17,582 10,835,370 | 20,018 10,701,950 | 11,582 5,107,269 | 6,610 3,030,514 | 5,496 2,802,274 | 4,600 2,320,614 | 3,950 2,225,755 | 4,541 2,592,891 | 5,026 2,349,182 | 6,620 2,789,772 | 10,646 5,925,948 | |
| 平均単価 | 538 | 656 | 616 | 535 | 441 | 458 | 510 | 505 | 564 | 571 | 467 | 421 | 557 | | |

品目別産地別月別取扱高(野菜)

令和3年1月～令和3年12月

上段 = 数量、下段 = 金額
単位：数量 = kg、金額 = 円

| 品目名 | 産地名 | 合計 | 1月 | 2月 | 3月 | 4月 | 5月 | 6月 | 7月 | 8月 | 9月 | 10月 | 11月 | 12月 | |
|------|---------------|------------------------|----------------------|----------------------|----------------------|----------------------|----------------------|----------------------|-----------------------|-----------------------|----------------------|----------------------|----------------------|----------------------|---------------------|
| きゅうり | 秋田 | 395,202 90,865,672 | 468 178,161 | | | | 5,595 1,896,886 | 42,874 11,643,385 | 136,802 23,586,082 | 127,708 30,265,303 | 57,020 17,831,114 | 19,120 4,190,125 | 5,615 1,274,616 | | |
| | 北海道 | 60 11,781 | | | | 60 11,781 | | | | | | | | | |
| | 青森 | 755 290,682 | | | | | 140 33,264 | 435 217,296 | | 180 40,122 | | | | | |
| | 岩手 | 1,085 342,673 | | | | 50 5,400 | | 330 130,129 | 125 8,100 | 15 5,832 | 440 159,840 | 125 33,372 | | | |
| | 宮城 | 506,280 141,386,554 | 234 93,042 | 55 20,628 | 20,818 6,889,385 | 56,067 16,432,146 | 84,532 22,917,596 | 97,502 26,152,277 | 58,123 9,451,226 | 14,935 4,767,066 | 61,915 20,951,955 | 57,160 16,864,551 | 47,905 14,747,594 | 7,034 2,099,088 | |
| | 山形 | 973 283,846 | | | | | 479 113,680 | 262 83,550 | | 62 14,580 | 120 41,796 | 50 30,240 | | | |
| | 福島 | 12,470 4,826,466 | | | | | 2,490 1,075,968 | 8,765 3,299,452 | 800 224,705 | | 415 226,341 | | | | |
| | 茨城 | 8,020 3,162,124 | 560 232,956 | 280 106,704 | 370 125,820 | 1,805 710,510 | 1,760 606,776 | 190 134,604 | | | | 620 333,288 | 1,980 706,914 | 455 204,552 | |
| | 栃木 | 724 155,296 | 4 3,456 | | | | 160 41,887 | 560 109,953 | | | | | | | |
| | 群馬 | 50,297 16,480,743 | 4,080 1,335,384 | 1,375 614,914 | 14,240 4,651,992 | 9,545 2,909,606 | 5,035 1,513,760 | 1,990 851,392 | | | | 9,822 3,184,442 | 4,160 1,400,893 | 50 18,360 | |
| | 埼玉 | 9,480 2,885,475 | | | 1,200 366,467 | 4,645 1,283,905 | 2,060 574,100 | 275 95,731 | | | | 820 426,060 | 290 77,652 | 190 61,560 | |
| | 千葉 | 282,034 97,797,234 | 48,778 20,183,908 | 53,417 21,115,854 | 58,980 18,852,664 | 33,875 9,629,496 | 28,910 7,296,886 | 7,465 2,771,226 | | | | 585 296,784 | 16,895 5,404,718 | 33,129 12,245,698 | |
| | 石川 | 52 11,621 | | | | | 42 5,832 | 10 4,644 | | 1,145 | | | | | |
| | 愛知 | 2 1,814 | | | | | 2 1,814 | | | | | | | | |
| | 大阪 | 20 3,132 | | | | 8 1,944 | 12 1,188 | | | | | | | | |
| | 高知 | 8,240 3,747,945 | 3,070 1,470,528 | 2,855 1,391,796 | 1,125 493,020 | 210 59,421 | | | | | | 60 32,400 | | 920 300,780 | |
| | 長崎 | 250 74,250 | | | | | | | | | | | | 110 33,426 | 140 40,824 |
| | 熊本 | 54,857 18,847,695 | 10,504 3,938,098 | 11,289 4,207,684 | 9,006 2,978,085 | 1,504 399,940 | 1,779 471,749 | 326 115,212 | | | | | | 1,803 538,643 | 18,646 6,198,284 |
| | 宮崎 | 63,457 20,233,969 | 8,081 2,845,985 | 7,255 2,705,429 | 11,038 3,114,680 | 13,308 3,859,843 | 9,865 2,511,709 | | | | | 610 336,917 | 1,655 593,608 | 11,645 4,265,798 | |
| | 鹿児島 | 90 25,272 | | 20 7,344 | 70 17,928 | | | | | | | | | | |
| 沖縄 | 280 69,724 | | | | | 280 69,724 | | | | | | | | | |

品目別産地別月別取扱高(野菜)

令和3年1月～令和3年12月

上段 = 数量、下段 = 金額
単位：数量 = kg、金額 = 円

| 品目名 | 産地名 | 合計 | 1月 | 2月 | 3月 | 4月 | 5月 | 6月 | 7月 | 8月 | 9月 | 10月 | 11月 | 12月 |
|------|------|--------------------------|----------------------|----------------------|-----------------------|-----------------------|-----------------------|-----------------------|-----------------------|-----------------------|-----------------------|----------------------|----------------------|----------------------|
| きゅうり | 計 | 1,394,628 401,503,968 | 75,779 30,281,518 | 76,546 30,170,353 | 116,846 37,490,041 | 121,237 35,345,879 | 143,540 39,200,885 | 160,426 45,498,898 | 195,849 33,270,113 | 142,901 35,094,048 | 119,910 39,211,046 | 88,972 25,728,179 | 80,412 24,778,064 | 72,210 25,434,944 |
| | 平均単価 | 288 | 400 | 394 | 321 | 292 | 273 | 284 | 170 | 246 | 327 | 289 | 308 | 352 |
| かぼちゃ | 秋田 | 116,857 21,826,583 | | 12 216 | | | | 272 59,130 | 1,412 193,080 | 72,010 16,701,483 | 25,339 2,949,467 | 4,922 486,304 | 6,962 819,268 | 5,928 617,635 |
| | 北海道 | 75,492 10,418,271 | 18 10,692 | 27 16,038 | | | | | | 5,310 872,640 | 13,403 1,922,492 | 19,330 2,135,439 | 19,174 2,554,950 | 18,230 2,906,020 |
| | 青森 | 2,100 265,810 | | | | | | | 960 122,148 | 330 38,686 | 450 58,320 | 360 46,656 | | |
| | 宮城 | 680 76,636 | | | | | | 16 10,368 | 629 49,032 | 1 3,888 | 15 5,443 | | 5 3,499 | 14 4,406 |
| | 山形 | 5,414 736,274 | | | | | | 704 157,681 | 3,036 488,467 | 1,663 82,782 | | 9 4,752 | 2 2,592 | |
| | 福島 | 30 10,817 | | | | 10 4,121 | | | | 20 6,696 | | | | |
| | 茨城 | 35,530 8,698,356 | | | | | | 7,080 2,421,743 | 15,810 3,708,887 | 8,690 1,730,708 | 3,950 837,018 | | | |
| | 群馬 | 500 62,618 | | | | | | | 500 62,618 | | | | | |
| | 神奈川 | 302 78,712 | | | | | | 67 32,832 | 235 45,880 | | | | | |
| | 新潟 | 46 15,552 | | | | | | | 30 10,368 | 16 5,184 | | | | |
| | 石川 | 10 1,296 | | | | | | | 10 1,296 | | | | | |
| | 山梨 | 10 6,296 | | | | | | | | 10 6,296 | | | | |
| | 長野 | 90 4,644 | | | | | | | | | 80 4,104 | 10 540 | | |
| | 大阪 | 59 9,040 | | | | | | 4 540 | 5 1,296 | 8 616 | 15 2,268 | 18 2,376 | 9 1,944 | |
| | 岡山 | 140 22,464 | | | | | | 60 14,580 | 80 7,884 | | | | | |
| | 長崎 | 240 49,462 | | | | | | 240 49,462 | | | | | | |
| | 熊本 | 80 14,472 | | | | 60 5,832 | | 20 8,640 | | | | | | |
| | 宮崎 | 11,158 2,675,375 | | 410 66,320 | | 8 2,160 | 460 144,424 | 4,890 1,325,428 | 5,380 1,136,611 | | | | | 10 432 |
| | 鹿児島 | 1,290 426,060 | 310 128,520 | | | | | 760 239,760 | 220 57,780 | | | | | |

品目別産地別月別取扱高(野菜)

令和3年1月～令和3年12月

上段 = 数量、下段 = 金額
単位：数量 = kg、金額 = 円

| 品目名 | 産地名 | 合計 | 1月 | 2月 | 3月 | 4月 | 5月 | 6月 | 7月 | 8月 | 9月 | 10月 | 11月 | 12月 |
|-------|-----------|-----------------------|---------------------|---------------------|---------------------|---------------------|---------------------|---------------------|---------------------|----------------------|---------------------|---------------------|---------------------|---------------------|
| かぼちゃ | 沖縄 | 1,672 858,937 | | 430 188,568 | 120 83,700 | 340 250,685 | 780 331,863 | 2 4,121 | | | | | | |
| | ニュージ`ラント` | 148,940 24,504,066 | | 17,100 2,432,171 | 45,600 7,607,412 | 47,700 7,228,174 | 37,340 7,063,509 | 800 129,600 | 400 43,200 | | | | | |
| | メキシコ | 121,520 19,823,239 | 37,650 6,102,653 | 22,050 3,258,060 | | | | 6,300 1,398,261 | 30,010 4,616,179 | 7,050 955,114 | | | 340 74,196 | 18,120 3,418,776 |
| | ニュ`カド`ニア | 1,330 224,370 | | | | | | | | | | | | 1,330 224,370 |
| | 計 | 523,489 90,809,350 | 37,978 6,241,865 | 40,029 5,961,373 | 45,720 7,691,112 | 48,118 7,490,972 | 45,640 9,177,817 | 44,384 8,888,084 | 35,538 6,825,881 | 88,058 19,448,979 | 43,252 5,779,112 | 24,649 2,676,067 | 26,502 3,456,881 | 43,621 7,171,207 |
| | 平均単価 | 173 | 164 | 149 | 168 | 156 | 201 | 200 | 192 | 221 | 134 | 109 | 130 | 164 |
| ズッキーニ | 秋田 | 12,123 4,179,469 | | | | | 338 235,699 | 1,529 580,443 | 5,069 1,158,572 | 1,965 738,561 | 1,362 749,704 | 1,488 510,539 | 359 194,071 | 13 11,880 |
| | 北海道 | 32 14,040 | | | | | 20 8,100 | | | 12 5,940 | | | | |
| | 青森 | 74 18,209 | | | | | | | | 74 18,209 | | | | |
| | 岩手 | 2 1,296 | | | | | | | 2 1,296 | | | | | |
| | 宮城 | 598 127,278 | | | 12 7,020 | | | | 30 1,620 | | 194 84,024 | 362 34,614 | | |
| | 山形 | 48 9,396 | | | | | | 48 9,396 | | | | | | |
| | 茨城 | 320 171,180 | | | | 88 45,522 | 112 58,536 | 56 36,018 | 62 28,728 | 2 2,376 | | | | |
| | 栃木 | 66 34,992 | | | | | 40 20,952 | 26 14,040 | | | | | | |
| | 群馬 | 4,297 890,890 | | | | 248 91,216 | 750 229,132 | 2,067 487,166 | 1,020 67,716 | | | 212 15,660 | | |
| | 千葉 | 387 308,566 | 29 27,864 | 3 3,672 | 109 76,663 | 169 137,765 | 74 60,010 | 3 2,592 | | | | | | |
| | 長野 | 1,247 609,990 | | | | | | 143 38,664 | 506 144,720 | 315 202,725 | 225 185,136 | 58 38,745 | | |
| | 静岡 | 26 15,606 | | | | | 18 11,286 | 8 4,320 | | | | | | |
| | 福岡 | 2 1,620 | | | | | 2 1,620 | | | | | | | |
| | 熊本 | 65 74,002 | | | | | | | | | | | | 65 74,002 |
| | 大分 | 14 14,580 | | | | | | | | | | | | 14 14,580 |

品目別産地別月別取扱高(野菜)

令和3年1月～令和3年12月

上段 = 数量、下段 = 金額
単位：数量 = kg、金額 = 円

| 品目名 | 産地名 | 合計 | 1月 | 2月 | 3月 | 4月 | 5月 | 6月 | 7月 | 8月 | 9月 | 10月 | 11月 | 12月 |
|-------|------|------------|---------|---------|---------|---------|---------|-----------|-----------|-----------|-----------|-----------|---------|---------|
| ズッキーニ | | 2,684 | 252 | 443 | 495 | 468 | 272 | 21 | | | | 59 | 301 | 373 |
| | 宮崎 | 1,748,397 | 167,886 | 303,432 | 318,795 | 293,155 | 179,280 | 12,960 | | | | 34,614 | 195,642 | 242,633 |
| | 鹿児島 | 6,264 | | 1,728 | | | | | | | | | | 4,536 |
| | 計 | 8,225,775 | 195,750 | 308,832 | 402,478 | 567,658 | 804,615 | 1,185,599 | 1,402,652 | 6,688 | 967,811 | 1,018,864 | 634,172 | 389,713 |
| | 平均単価 | 374 | 697 | 690 | 654 | 584 | 495 | 304 | 210 | 409 | 572 | 291 | 590 | 740 |
| なす | 秋田 | 4,440,725 | | | | | | 51,548 | 981,593 | 1,886,532 | 1,058,025 | 443,522 | 19,505 | |
| | 青森 | 9,245 | | | | | | | | 2,333 | 6,912 | | | |
| | 岩手 | 1,069,862 | | | | | | 107,352 | 313,693 | 448,833 | 163,071 | 36,913 | | |
| | 宮城 | 720,750 | | | | 3,152 | | | | 10 | | | | |
| | 山形 | 12,651,647 | | | | 117 | 2,394 | 4,309 | 7,471 | 3,078 | 3,241 | 2,795 | 580 | |
| | 福島 | 42,170 | | | | | | | 10 | 4 | | 210 | | |
| | 茨城 | 133,056 | | | | | | 28 | 56 | 76 | 26 | 26 | | |
| | 栃木 | 169,644 | | | | | | | | 255 | 51 | | | |
| | 群馬 | 11,664 | | | | | | | 5 | 8 | 18 | | | |
| | 埼玉 | 8,847 | | | | 5 | 10 | | | | | | | |
| | 千葉 | 84,628 | | | 5 | 25 | 29 | 34 | 23 | | | | | |
| | 新潟 | 108,622 | | | | | | | 396 | 4 | 8 | | 36 | |
| | 長野 | 44,496 | | | | | | | | 8 | 24 | 76 | | |
| | 静岡 | 14,418 | | | | | | | | | | 28 | | 16 |
| | 京都 | 13,608 | | | | | | | | 8 | 22 | | | |
| | 大阪 | 467,770 | | | 159 | 513 | 183 | 115 | 143 | 101 | 14 | 7 | | 6 |
| | 兵庫 | 9,180 | | | | | | | | 34 | | | | |

品目別産地別月別取扱高(野菜)

令和3年1月～令和3年12月

上段 = 数量、下段 = 金額
単位：数量 = kg、金額 = 円

| 品目名 | 産地名 | 合計 | 1月 | 2月 | 3月 | 4月 | 5月 | 6月 | 7月 | 8月 | 9月 | 10月 | 11月 | 12月 | |
|------|------|-----------------------|--------------------|--------------------|---------------------|---------------------|---------------------|--------------------|---------------------|---------------------|--------------------|--------------------|--------------------|--------------------|--------------------|
| なす | 奈良 | 1,905 493,830 | | | | | 504 149,904 | 953 235,170 | 432 103,842 | 16 4,914 | | | | | |
| | 徳島 | 11 10,368 | | | | | | | | 5 5,184 | 6 5,184 | | | | |
| | 高知 | 4,735 2,552,057 | 520 324,698 | 313 228,205 | 367 221,065 | 537 321,065 | 463 257,357 | 756 390,850 | 75 22,842 | | | 959 335,313 | 485 289,161 | 260 161,501 | |
| | 福岡 | 50 29,592 | 4 2,970 | | 5 2,700 | 10 5,400 | 18 10,800 | 13 7,722 | | | | | | | |
| | 熊本 | 65,125 15,707,337 | 3,212 1,028,485 | 8,196 2,354,771 | 14,823 3,180,220 | 12,198 3,082,948 | 15,907 3,168,208 | 512 230,276 | 85 35,727 | | | | | 2,507 628,064 | 7,685 1,998,638 |
| | 計 | 123,983 38,793,516 | 3,736 1,356,153 | 8,509 2,582,976 | 15,359 3,461,115 | 16,557 4,449,797 | 19,509 5,690,130 | 7,067 3,963,622 | 14,134 5,007,681 | 12,585 4,301,341 | 8,162 2,730,882 | 6,698 1,910,166 | 3,700 1,165,258 | 7,967 2,174,395 | |
| | 平均単価 | 313 | 363 | 304 | 225 | 269 | 292 | 561 | 354 | 342 | 335 | 285 | 315 | 273 | |
| こなす | 秋田 | 12,803 5,741,194 | | | | | | 25 20,596 | 4,030 2,002,123 | 4,749 2,040,614 | 2,894 1,207,385 | 1,100 469,396 | 5 1,080 | | |
| | 山形 | 6 648 | | | | | | | | | | 6 648 | | | |
| | 埼玉 | 10,599 6,681,641 | | | 989 757,458 | 4,886 3,166,835 | 2,584 1,585,332 | 1,912 1,042,092 | 228 129,924 | | | | | | |
| | 高知 | 88 75,214 | 2 1,488 | 1 1,488 | | 70 52,380 | | | | 3 3,778 | 3 3,435 | 1 1,832 | 2 4,236 | 6 6,577 | |
| | 計 | 23,496 12,498,697 | 2 1,488 | 1 1,488 | 989 757,458 | 4,955 3,219,215 | 2,584 1,585,332 | 1,937 1,062,688 | 4,258 2,132,047 | 4,753 2,044,392 | 2,897 1,210,820 | 1,107 471,876 | 7 5,316 | 6 6,577 | |
| | 平均単価 | 532 | 744 | 1,488 | 766 | 650 | 614 | 549 | 501 | 430 | 418 | 426 | 759 | 1,096 | |
| べいなす | 秋田 | 4,963 981,513 | | | | | | | 653 162,346 | 2,432 363,115 | 1,397 324,098 | 481 131,954 | | | |
| | 茨城 | 10 3,024 | | | | | | | | | | | | 10 3,024 | |
| | 栃木 | 8 3,491 | | | 8 3,491 | | | | | | | | | | |
| | 愛知 | 36 17,671 | | | | | | | | 2 873 | 34 16,798 | | | | |
| | 徳島 | 18 9,936 | 2 2,160 | | | 16 7,776 | | | | | | | | | |
| | 高知 | 5,410 2,372,606 | 424 169,804 | 438 190,213 | 371 158,075 | 516 223,695 | 602 266,905 | 540 239,669 | 615 259,146 | 345 101,222 | 207 69,228 | 368 156,774 | 458 252,441 | 526 285,434 | |
| | 計 | 10,444 3,388,241 | 426 171,964 | 438 190,213 | 379 161,566 | 532 231,471 | 602 266,905 | 540 239,669 | 1,269 421,492 | 2,777 465,210 | 1,638 410,124 | 849 288,728 | 458 252,441 | 536 288,458 | |
| | 平均単価 | 324 | 404 | 434 | 427 | 435 | 443 | 444 | 332 | 167 | 250 | 340 | 552 | 538 | |

品目別産地別月別取扱高(野菜)

令和3年1月～令和3年12月

上段 = 数量、下段 = 金額
単位：数量 = kg、金額 = 円

| 品目名 | 産地名 | 合計 | 1月 | 2月 | 3月 | 4月 | 5月 | 6月 | 7月 | 8月 | 9月 | 10月 | 11月 | 12月 |
|------|------|------------------------|------------------------|----------------------|----------------------|----------------------|----------------------|----------------------|-----------------------|-----------------------|-----------------------|----------------------|----------------------|----------------------|
| ながなす | 秋田 | 38,764 9,446,031 | | | | | | 104 35,964 | 6,591 1,399,808 | 14,257 3,493,745 | 12,826 3,443,643 | 4,854 1,048,463 | 132 24,408 | |
| | 青森 | 30 5,400 | | | | | | | | | 30 5,400 | | | |
| | 宮城 | 702 276,717 | | | 152 55,101 | | | 160 58,752 | | | 50 14,040 | 100 32,400 | | 240 116,424 |
| | 山形 | 1,305 450,522 | | | | | | | 150 27,108 | 180 25,272 | 975 398,142 | | | |
| | 茨城 | 141,982 38,346,522 | | | 400 162,000 | | 224 96,770 | 10,747 3,352,216 | 76,424 18,727,307 | 32,513 9,107,559 | 16,493 5,318,632 | 4,841 1,490,238 | 340 91,800 | |
| | 栃木 | 8,401 3,195,394 | | | | | | 280 61,884 | 2,371 769,743 | 2,208 876,231 | 1,638 862,164 | 1,904 625,372 | | |
| | 群馬 | 7,700 2,110,147 | | | | | | 3,860 961,848 | 3,000 901,800 | 800 220,320 | 40 26,179 | | | |
| | 東京 | 336 164,025 | | | | 192 89,100 | | 144 74,925 | | | | | | |
| | 福岡 | 215,875 101,394,839 | 15,745 8,344,577 | 17,588 9,273,528 | 29,532 13,688,265 | 36,248 17,132,925 | 35,246 16,018,753 | 26,544 12,627,226 | 19,663 6,631,790 | | | 4,474 2,085,264 | 14,151 7,324,792 | 16,684 8,267,719 |
| | 佐賀 | 252 114,098 | | | | | | | | | | | | 252 114,098 |
| | 熊本 | 85,497 28,916,242 | 5,808 2,448,511 | 4,065 1,635,239 | 9,437 3,518,074 | 9,875 3,884,539 | 14,014 4,702,091 | 27,875 6,986,351 | 4,660 1,777,476 | | 40 17,928 | 3,369 1,259,951 | 4,040 1,739,477 | 2,314 946,605 |
| | 鹿児島 | 596 235,748 | | | | 596 235,748 | | | | | | | | |
| | 計 | 501,440 184,655,685 | 21,553 10,793,088 | 21,653 10,908,767 | 39,521 17,423,440 | 46,914 21,342,312 | 49,484 20,817,614 | 69,714 24,159,166 | 112,860 30,235,032 | 49,958 13,723,127 | 32,090 10,086,128 | 19,541 6,541,688 | 18,914 9,294,575 | 19,238 9,330,748 |
| | 平均単価 | 368 | 501 | 504 | 441 | 455 | 421 | 347 | 268 | 275 | 314 | 335 | 491 | 485 |
| | なす合計 | 計 | 659,363 239,336,139 | 25,716 12,322,693 | 30,601 13,683,444 | 56,246 21,803,579 | 68,958 29,242,795 | 72,180 28,359,981 | 79,258 29,425,145 | 132,522 37,796,252 | 70,075 20,534,070 | 44,787 14,437,954 | 28,195 9,212,458 | 23,078 10,717,590 |
| 平均単価 | | 363 | 479 | 447 | 388 | 424 | 393 | 371 | 285 | 293 | 322 | 327 | 464 | 425 |
| とまと | | 秋田 | 365,109 109,518,172 | | | | | 58 21,600 | 9,655 3,343,081 | 132,280 35,039,904 | 102,780 26,897,827 | 53,606 23,020,086 | 47,403 15,313,866 | 19,138 5,821,091 |
| | 北海道 | 773 619,424 | | | | | | | 128 129,276 | 91 84,672 | 542 376,640 | 12 28,836 | | |
| | 青森 | 9,508 4,063,705 | | | | | | | 5,560 2,079,955 | 1,000 424,493 | 2,876 1,529,805 | 72 29,452 | | |
| | 岩手 | 36,996 12,307,247 | | | | | | 2,240 960,996 | 16,798 5,517,368 | 5,504 1,640,150 | 5,840 1,998,269 | 4,469 1,492,479 | 2,145 697,985 | |
| | 宮城 | 425,151 138,293,048 | 15,581 5,982,819 | 18,383 6,648,456 | 20,478 7,408,120 | 41,549 13,543,036 | 82,833 23,130,887 | 77,207 22,486,704 | 41,254 11,837,830 | 20,372 5,253,934 | 19,631 8,244,066 | 35,990 12,981,689 | 34,772 13,975,547 | 17,101 6,799,960 |
| | 計 | | | | | | | | | | | | | |

品目別産地別月別取扱高(野菜)

令和3年1月～令和3年12月

上段 = 数量、下段 = 金額
単位：数量 = kg、金額 = 円

| 品目名 | 産地名 | 合計 | 1月 | 2月 | 3月 | 4月 | 5月 | 6月 | 7月 | 8月 | 9月 | 10月 | 11月 | 12月 | |
|-----|-------|--------------------------|-----------------------|-----------------------|-----------------------|-----------------------|-----------------------|-----------------------|-----------------------|-----------------------|----------------------|-----------------------|----------------------|----------------------|------------------|
| とまと | 山形 | 1,424 620,488 | | | | | | | 764 294,653 | 512 266,716 | 64 35,532 | 84 23,587 | | | |
| | 福島 | 420 124,316 | | | | | | 84 32,724 | | 264 47,744 | 72 43,848 | | | | |
| | 茨城 | 7,947 3,636,523 | | | 200 76,356 | | 755 265,075 | 928 268,057 | 124 40,176 | | 1,388 756,994 | 1,864 779,101 | 2,688 1,450,764 | | |
| | 栃木 | 1,132,152 334,450,037 | 87,182 23,553,734 | 122,065 30,905,065 | 167,810 50,083,380 | 190,739 57,620,023 | 234,073 62,646,229 | 222,869 61,956,504 | 36,615 12,936,885 | | 2,901 2,166,661 | 3,958 2,502,514 | 12,482 6,892,764 | 51,458 23,186,278 | |
| | 群馬 | 3,096 1,249,770 | | 340 97,954 | 172 63,446 | 299 100,751 | 3 3,780 | 4 3,780 | 2 2,484 | | 16 8,726 | 2,260 968,849 | | | |
| | 埼玉 | 120 35,996 | | 120 35,996 | | | | | | | | | | | |
| | 千葉 | 43,598 19,096,804 | 134 69,552 | | | 140 49,086 | 760 256,666 | 1,516 494,695 | 168 86,152 | 80 39,269 | 11,716 5,861,810 | 19,900 8,290,416 | 8,944 3,837,896 | 240 111,262 | |
| | 山梨 | -25,920 | -25,920 | | | | | | | | | | | | |
| | 長野 | 95 281,155 | 12 24,840 | 6 16,740 | 4 16,524 | 6 27,087 | 9 31,320 | 6 20,628 | 7 20,736 | 2 7,776 | 18 40,984 | 10 29,160 | 7 20,736 | 8 24,624 | |
| | 岐阜 | 3,456 1,748,892 | | | | | | | | | 3,204 1,618,977 | 252 129,915 | | | |
| | 静岡 | 1,014 956,637 | 65 87,480 | 87 99,684 | 77 73,683 | 103 82,512 | 74 59,238 | 94 76,572 | 120 96,876 | 102 63,072 | 49 56,592 | 78 89,856 | 75 73,872 | 90 97,200 | |
| | 愛知 | 1,944 1,764,855 | 111 187,876 | 208 273,758 | 296 246,547 | 521 331,079 | 200 208,008 | 177 173,448 | 106 87,048 | 8 19,747 | 1 2,970 | 9 11,340 | 276 182,736 | 31 40,298 | |
| | 滋賀 | 48 34,992 | | | | | | | | | | | | 48 34,992 | |
| | 徳島 | 175 111,888 | | | | 45 31,968 | 76 54,216 | 48 23,868 | 6 1,836 | | | | | | |
| | 高知 | 16 20,520 | | | | 16 20,520 | | | | | | | | | |
| | 福岡 | 530 172,149 | | | | | | | | 498 150,868 | | | | 32 21,281 | |
| | 熊本 | 110,412 36,034,950 | 14,976 4,854,236 | 14,171 3,938,230 | 14,795 4,688,592 | 15,970 5,076,127 | 9,961 2,918,917 | 3,908 1,046,511 | 24 13,050 | | | 2,816 1,114,786 | 8,220 3,656,624 | 25,571 8,727,877 | |
| | 計 | 2,143,982 665,115,648 | 118,061 34,734,617 | 155,380 42,015,883 | 203,830 62,656,648 | 249,390 76,882,189 | 328,802 89,595,936 | 318,736 90,887,568 | 234,455 68,335,097 | 133,917 36,364,377 | 98,974 44,272,898 | 118,925 43,655,931 | 88,826 36,666,288 | 94,686 39,048,216 | |
| | 平均単価 | 310 | 294 | 270 | 307 | 308 | 272 | 285 | 291 | 272 | 447 | 367 | 413 | 412 | |
| | ミニトマト | 秋田 | 81,004 44,253,213 | 65 44,034 | 13 30,812 | 8 20,542 | 14 10,109 | 436 293,459 | 3,100 1,996,533 | 15,018 7,932,463 | 18,101 7,880,110 | 18,822 13,257,199 | 13,930 8,425,783 | 9,478 3,728,156 | 2,019 634,013 |
| 北海道 | | 333 230,200 | | | | | | | 18 14,580 | 12 12,744 | 48 48,868 | 255 154,008 | | | |

品目別産地別月別取扱高(野菜)

令和3年1月～令和3年12月

上段 = 数量、下段 = 金額
単位：数量 = kg、金額 = 円

| 品目名 | 産地名 | 合計 | 1月 | 2月 | 3月 | 4月 | 5月 | 6月 | 7月 | 8月 | 9月 | 10月 | 11月 | 12月 | |
|-------|----------------|----------------------|---------------------|--------------------|---------------------|---------------------|---------------------|--------------------|---------------------|--------------------|--------------------|--------------------|---------------------|---------------------|-----|
| ミニトマト | 青森 | 2,325 1,976,163 | | | | | | 43 28,901 | 216 158,241 | 756 545,780 | 1,310 1,243,241 | | | | |
| | 岩手 | 2,235 1,609,955 | | | | | | 402 223,614 | 816 483,505 | 307 144,736 | 710 758,100 | | | | |
| | 宮城 | 83,211 45,867,267 | 4,711 3,048,234 | 2,023 1,432,128 | 1,197 855,967 | 1,845 1,113,416 | 1,682 1,079,656 | 5,299 3,403,848 | 16,863 8,221,138 | 9,971 3,701,916 | 7,216 5,465,725 | 8,712 4,781,505 | 15,674 8,000,719 | 8,018 4,763,015 | |
| | 山形 | 180 194,257 | | | | | | | | | 158 171,591 | | 22 22,666 | | |
| | 福島 | 2,720 2,306,450 | | | | | | | 902 650,981 | | 673 636,887 | 1,145 1,018,582 | | | |
| | 茨城 | 3,703 2,253,827 | | | 513 188,817 | 9 4,581 | 42 25,088 | 1,002 383,743 | 669 510,488 | | 743 754,347 | 724 399,772 | 1 1,247 | | |
| | 栃木 | 4,064 1,885,162 | | | 160 22,637 | 90 39,269 | 1,628 512,422 | 884 379,099 | 216 113,636 | | | | 336 261,791 | 750 556,308 | |
| | 群馬 | 3,737 2,318,746 | 235 127,241 | 83 71,216 | 298 214,122 | 603 353,141 | 179 131,333 | 309 251,821 | | | 101 105,234 | 1,216 663,914 | 252 130,119 | 461 270,605 | |
| | 埼玉 | 96 30,106 | | | | | | 96 30,106 | | | | | | | |
| | 千葉 | 27,159 15,462,201 | 3,876 2,279,505 | 3,408 2,099,281 | 3,217 1,978,464 | 5,501 2,991,733 | 7,402 3,752,075 | 1,092 436,758 | | 5 6,156 | 274 241,306 | 60 45,484 | 356 198,289 | 1,968 1,433,150 | |
| | 神奈川 | 54 21,598 | | | | | | 54 21,598 | | | | | | | |
| | 新潟 | 1 1,306 | | | | | | | | | | 1 1,306 | | | |
| | 山梨 | 5 9,733 | 1 1,030 | 1 1,203 | | | | 2 802 | 3,320 | 401 | 2,576 | | | | |
| | 長野 | 4,620 5,939,676 | 384 493,452 | 368 473,364 | 467 600,804 | 371 476,712 | 479,736 | 363 466,668 | 570,780 | 444 433,188 | 337 531,576 | 413 436,536 | 340 443,232 | 345 533,628 | 415 |
| | 静岡 | 9,803 6,668,713 | 1,483 1,011,535 | 1,642 1,215,750 | 1,594 1,235,097 | 1,560 1,024,924 | 2,521 1,525,363 | 672 416,025 | | | | | | 331 240,019 | |
| | 愛知 | 93,461 62,836,648 | 11,333 6,659,229 | 9,470 6,274,730 | 10,847 7,352,699 | 11,216 6,594,891 | 11,380 6,427,756 | 8,829 5,417,365 | 3,012 2,096,335 | 13 14,018 | 91 127,721 | 7,362 6,679,673 | 8,671 6,626,457 | 11,237 8,565,774 | |
| | 大阪 | 10 12,960 | | | | | | | | 10 12,960 | | | | | |
| | 高知 | 1,003 832,279 | 16 17,280 | 254 141,480 | 90 111,456 | 148 139,709 | 97 104,706 | 36 39,204 | 2 324 | | | | 91 54,172 | 269 223,948 | |
| | 福岡 | 8 15,554 | 2 1,202 | 1 2,003 | 1 2,804 | | 801 | 2,804 | 2,404 | 2,003 | 1,533 | | | | |
| | 熊本 | 55,713 30,515,370 | 8,592 4,227,907 | 8,283 4,463,564 | 7,930 4,531,393 | 8,855 4,863,541 | 8,540 4,533,579 | 4,509 2,281,698 | | | | 135 98,172 | 389 298,370 | 8,480 5,217,146 | |
| 宮崎 | 234 175,640 | 6 2,851 | | 138 81,162 | | | | | | | 90 91,627 | | | | |

品目別産地別月別取扱高(野菜)

令和3年1月～令和3年12月

上段 = 数量、下段 = 金額
単位：数量 = kg、金額 = 円

| 品目名 | 産地名 | 合計 | 1月 | 2月 | 3月 | 4月 | 5月 | 6月 | 7月 | 8月 | 9月 | 10月 | 11月 | 12月 |
|-------|----------|------------------------|----------------------|----------------------|----------------------|----------------------|----------------------|----------------------|----------------------|----------------------|----------------------|----------------------|----------------------|----------------------|
| ミニトマト | 鹿児島 | 157 68,316 | 21 12,096 | | | 40 28,296 | 96 27,924 | | | | | | | |
| | 沖縄 | 140 71,928 | | | | | 140 71,928 | | | | | | | |
| | 計 | 375,976 225,557,268 | 30,724 17,911,340 | 25,545 16,205,531 | 26,462 17,196,365 | 30,253 17,641,123 | 34,516 18,968,631 | 26,693 15,782,705 | 38,186 20,767,835 | 29,504 12,742,757 | 30,560 23,341,795 | 33,969 22,796,362 | 35,616 19,765,218 | 33,948 22,437,606 |
| ピーマン | 平均単価 | 600 | 583 | 634 | 650 | 583 | 550 | 591 | 544 | 432 | 764 | 671 | 555 | 661 |
| | 秋田 | 49,779 20,595,733 | 20 26,817 | 18 21,826 | | 915 279,720 | 55 35,414 | 4,127 2,610,568 | 10,427 5,127,160 | 12,498 4,563,655 | 9,857 4,286,142 | 9,012 2,628,816 | 2,792 988,588 | 58 27,027 |
| | 北海道 | 100 46,980 | | | | | | | | 100 46,980 | | | | |
| | 青森 | 4,600 1,737,537 | | | | | | | 792 275,342 | 2,066 643,409 | 1,742 818,786 | | | |
| | 岩手 | 23,017 8,884,045 | | | | | | 590 356,130 | 9,485 3,007,494 | 6,472 2,469,981 | 4,957 2,567,410 | 1,513 483,030 | | |
| | 宮城 | 1,183 505,872 | | | 10 11,016 | 300 184,140 | | 77 93,690 | 113 49,950 | | 104 29,419 | 328 69,401 | 251 68,256 | |
| | 山形 | 147 26,525 | | | | | | 8 6,480 | | | | 139 20,045 | | |
| | 福島 | 208 85,082 | | | | | | | | | 208 85,082 | | | |
| | 茨城 | 131,940 65,966,435 | 59 39,744 | 896 669,978 | 17,505 9,335,099 | 20,979 12,394,234 | 27,990 14,672,620 | 22,414 13,786,460 | 6,778 2,868,102 | 185 93,917 | 6,512 3,180,384 | 17,131 5,087,945 | 9,097 3,032,920 | 2,394 805,032 |
| | 千葉 | 279 295,164 | 18 20,250 | 16 21,330 | 12 12,636 | 58 50,652 | 16 14,256 | 10 11,448 | 10 10,530 | 16 14,850 | | 51 47,736 | 44 55,728 | 28 35,748 |
| | 高知 | 35,185 17,808,181 | 3,091 2,085,398 | 3,159 2,432,942 | 3,773 2,465,003 | 7,304 3,616,161 | 5,529 2,276,461 | 576 258,224 | 180 110,608 | 113 68,866 | 136 65,135 | 471 155,736 | 3,490 1,476,813 | 7,363 2,796,834 |
| | 熊本 | 6,566 4,368,979 | 1,312 812,182 | 3,021 2,426,652 | 632 428,110 | | | | | | | | 519 231,273 | 1,082 470,762 |
| | 宮崎 | 13,658 6,500,916 | 6,572 3,403,620 | 719 613,980 | 26 27,540 | | | | 5 5,508 | 5 5,508 | 5 5,508 | | 2,123 861,261 | 4,203 1,577,991 |
| | 鹿児島 | 13,072 7,934,348 | 3,558 2,134,134 | 2,917 2,466,934 | 1,730 1,282,554 | 86 57,672 | | | | | | | 452 194,983 | 4,329 1,798,071 |
| | ニュージーランド | 16 21,600 | | 16 21,600 | | | | | | | | | | |
| | 韓国 | 17 23,976 | 1 2,376 | 16 21,600 | | | | | | | | | | |
| | 計 | 279,768 134,801,373 | 14,632 8,524,521 | 10,779 8,696,842 | 23,688 13,561,958 | 29,641 16,582,579 | 33,592 16,998,751 | 27,801 17,123,000 | 27,790 11,454,694 | 21,455 7,907,166 | 23,520 11,037,866 | 28,645 8,492,709 | 18,767 6,909,822 | 19,458 7,511,465 |
| | 平均単価 | 482 | 583 | 807 | 573 | 559 | 506 | 616 | 412 | 369 | 469 | 296 | 368 | 386 |

品目別産地別月別取扱高(野菜)

令和3年1月～令和3年12月

上段 = 数量、下段 = 金額
単位：数量 = kg、金額 = 円

| 品目名 | 産地名 | 合計 | 1月 | 2月 | 3月 | 4月 | 5月 | 6月 | 7月 | 8月 | 9月 | 10月 | 11月 | 12月 | |
|----------|----------|----------------------|------------------------|----------------------|----------------------|----------------------|----------------------|----------------------|----------------------|----------------------|----------------------|----------------------|----------------------|---------------------|----------------------|
| ジャンボピーマン | 秋田 | 2,561 1,110,239 | | | | | | | 118 62,959 | 693 299,954 | 741 333,457 | 505 207,528 | 496 200,941 | 8 5,400 | |
| | 岩手 | 1 1,012 | | | | | | | | 1 1,012 | | | | | |
| | 宮城 | 9,325 6,774,867 | 385 355,342 | 200 166,935 | 810 493,290 | 840 479,412 | 995 547,776 | 970 695,703 | 955 712,655 | 750 632,124 | 680 540,108 | 705 581,580 | 855 641,520 | 1,180 928,422 | |
| | 山形 | 467 131,845 | | | | | | | 102 28,349 | 30 10,800 | 235 69,174 | 38 13,500 | 38 3,110 | 24 6,912 | |
| | 茨城 | 275 238,896 | | 85 55,080 | 125 121,824 | 55 51,624 | | 10 10,368 | | | | | | | |
| | 千葉 | 1 1,109 | | | | | | | | | | | | | 1 1,109 |
| | 東京 | 72 15,228 | | | | | 60 5,508 | | | | | | | 12 9,720 | |
| | 山梨 | 5 5,184 | | | | | | | | | 5 5,184 | | | | |
| | 高知 | 44 42,228 | | | | | | | 4 4,590 | 9 10,098 | 10 11,016 | 21 16,524 | | | |
| | 熊本 | 23 24,300 | | 23 24,300 | | | | | | | | | | | |
| | 宮崎 | 2,197 2,285,021 | 136 142,128 | 422 442,422 | 298 310,716 | 364 387,299 | 390 415,206 | 316 326,592 | 104 98,496 | 62 49,248 | 36 33,048 | 15 16,524 | | 54 63,342 | |
| | フィリピン | 600 | | | | 600 | | | | | | | | | |
| | オランダ | 6,293 4,926,970 | 15 12,312 | 20 16,848 | | 77 69,118 | 521 440,714 | 1,148 949,320 | 752 619,962 | 593 489,132 | 2,328 1,728,281 | 814 592,319 | 25 8,964 | | |
| | ニュージーランド | 12,474 10,077,630 | 2,003 1,764,808 | 3,104 2,681,724 | 2,553 2,144,567 | 2,891 1,916,960 | 140 | 108,216 | | | 10 8,640 | 192 161,784 | 536 425,088 | 1,045 865,843 | |
| | メキシコ | 20 19,440 | | | | | | | | | | | 20 19,440 | | |
| | 韓国 | 34,216 16,625,000 | 1,926 1,160,544 | 910 529,978 | 1,605 909,144 | 3,190 1,728,638 | 5,267 2,642,909 | 5,945 2,374,545 | 4,052 1,966,168 | 2,290 1,182,988 | 450 156,924 | 1,660 913,488 | 3,171 1,340,005 | 3,750 1,719,669 | |
| | 計 | 68,573 42,278,969 | 4,464 3,435,134 | 4,764 3,917,287 | 5,391 3,979,541 | 8,017 4,633,051 | 7,373 4,160,329 | 8,389 4,356,528 | 6,087 3,493,179 | 4,428 2,675,356 | 4,497 2,885,832 | 3,969 2,522,687 | 5,133 2,629,348 | 6,061 3,590,697 | |
| | 平均単価 | 617 | 769 | 822 | 738 | 578 | 564 | 519 | 574 | 604 | 642 | 636 | 512 | 592 | |
| | ピーマン合計 | 計 | 348,341 177,080,342 | 19,096 11,959,655 | 15,543 12,614,129 | 29,078 17,541,499 | 37,658 21,215,630 | 40,965 21,159,080 | 36,190 21,479,528 | 33,877 14,947,873 | 25,883 10,582,522 | 28,017 13,923,698 | 32,615 11,015,396 | 23,900 9,539,170 | 25,519 11,102,162 |
| 平均単価 | 508 | 626 | 812 | 603 | 563 | 517 | 594 | 441 | 409 | 497 | 338 | 399 | 435 | | |
| ししとうがらし | 秋田 | 2,221 1,682,305 | | | | | | 17 16,546 | 474 406,178 | 656 503,577 | 444 363,596 | 478 295,686 | 146 96,074 | 6 648 | |

品目別産地別月別取扱高(野菜)

令和3年1月～令和3年12月

上段 = 数量、下段 = 金額
単位：数量 = kg、金額 = 円

| 品目名 | 産地名 | 合計 | 1月 | 2月 | 3月 | 4月 | 5月 | 6月 | 7月 | 8月 | 9月 | 10月 | 11月 | 12月 |
|---------|--------|----------------------|---------------------|----------------|----------------|----------------|----------------|---------------------|---------------------|---------------------|---------------------|----------------|----------------|----------------|
| ししとうがらし | 山形 | 66 129,505 | | | | | | | 18 29,906 | 11 13,835 | 12 26,179 | 8 15,714 | 17 43,871 | |
| | 福島 | 3 9,850 | | | | | | | | | 3 9,850 | | | |
| | 茨城 | 3 7,992 | | | | | | | 864 | | | | 3 7,128 | |
| | 千葉 | 244 482,297 | | | | | 3 5,346 | 21 44,820 | 33 57,024 | 35 57,834 | 55 95,580 | 39 70,470 | 55 146,610 | 3 4,613 |
| | 京都 | 8 7,214 | | | | 416 | | 1 1,188 | | 2 3,083 | | 1 756 | 4 1,771 | |
| | 高知 | 3,750 6,101,426 | 329 394,246 | 284 550,125 | 314 628,041 | 305 709,887 | 316 552,339 | 346 616,207 | 437 600,418 | 318 278,177 | 252 231,619 | 257 258,230 | 245 383,003 | 347 899,134 |
| | 福岡 | 3 9,720 | | | | | | | | | | 3 9,720 | | |
| | 計 | 6,298 8,430,309 | 329 394,246 | 284 550,125 | 314 628,041 | 305 710,303 | 319 557,685 | 385 678,761 | 967 1,094,390 | 1,020 856,506 | 765 726,824 | 785 650,576 | 469 678,457 | 356 904,395 |
| | 平均単価 | 1,339 | 1,200 | 1,940 | 1,999 | 2,332 | 1,748 | 1,762 | 1,132 | 839 | 950 | 829 | 1,446 | 2,542 |
| | とうもろこし | 秋田 | 20,392 4,678,931 | | | | | | 27 14,623 | 10,720 2,177,331 | 8,986 2,328,554 | 653 157,559 | 6 864 | |
| 北海道 | | 900 232,740 | | | | | | | | 500 124,740 | 400 108,000 | | | |
| 青森 | | 52,680 12,914,331 | | | | | | | | 22,200 4,430,530 | 30,480 8,483,801 | | | |
| 岩手 | | 31,110 7,150,950 | | | | | | | 6,005 1,310,796 | 23,875 5,566,158 | 1,230 273,996 | | | |
| 宮城 | | 9,200 2,433,888 | | | | | | | 8,300 2,241,108 | 900 192,780 | | | | |
| 茨城 | | 64,950 15,504,555 | | | | | | 22,190 5,646,693 | 42,760 9,857,862 | | | | | |
| 栃木 | | 15,775 3,815,910 | | | | | | 3,375 889,488 | 12,400 2,926,422 | | | | | |
| 群馬 | | 14,050 3,401,948 | | | | | | 4,500 1,154,036 | 9,550 2,247,912 | | | | | |
| 埼玉 | | 19,824 7,212,650 | | | | | | 13,424 5,073,278 | 6,400 2,139,372 | | | | | |
| 千葉 | | 4,638 1,737,908 | | | | | 305 154,505 | 150 78,732 | 4,183 1,504,671 | | | | | |
| 山梨 | | 796 339,686 | | | | | 50 24,624 | 746 315,062 | | | | | | |
| 愛知 | | 135 30,240 | | | | | 20 5,184 | 115 25,056 | | | | | | |

品目別産地別月別取扱高(野菜)

令和3年1月～令和3年12月

上段 = 数量、下段 = 金額
単位：数量 = kg、金額 = 円

| 品目名 | 産地名 | 合計 | 1月 | 2月 | 3月 | 4月 | 5月 | 6月 | 7月 | 8月 | 9月 | 10月 | 11月 | 12月 | |
|--------|-------|-----------------------|----------------------|------------------|--------------------|--------------------|--------------------|----------------------|-----------------------|----------------------|---------------------|--------------------|--------------------|--------------------|--------------|
| とうもろこし | 徳島 | 3 3,780 | | | | | | | | | | 3 3,780 | | | |
| | 福岡 | 3 2,074 | | | | | | | 3 2,074 | | | | | | |
| | 長崎 | 3 7,830 | | | | | | | 3 7,830 | | | | | | |
| | 熊本 | 5,783 874,861 | | | | 3 2,376 | 512 258,905 | 5,268 613,580 | | | | | | | |
| | 沖縄 | 141 72,654 | 20 8,640 | 31 23,298 | | 5 1,944 | 60 26,568 | | | | | | 10 6,480 | 15 5,724 | |
| | 中国 | 211 76,032 | | | | | | | | | | 76 27,648 | 77 27,648 | 29 10,368 | 29 10,368 |
| | タイ | 83 24,948 | | | | | | | | | | | 83 24,948 | | |
| | 計 | 240,677 60,515,916 | 20 8,640 | 31 23,298 | | 8 4,320 | 947 469,786 | 49,801 13,820,452 | 100,319 24,405,474 | 56,461 12,642,762 | 32,839 9,051,004 | 168 57,240 | 39 16,848 | 44 16,092 | |
| | 平均単価 | 251 | 432 | 752 | | 520 | 496 | 278 | 243 | 224 | 276 | 341 | 434 | 367 | |
| | オクラ | 秋田 | 53,898 61,756,073 | | | | | 606 1,451,628 | 11,619 20,348,699 | 23,887 26,440,783 | 11,261 9,201,712 | 5,771 3,922,374 | 754 390,877 | | |
| 茨城 | | 1 4,147 | | | | | | 1 4,147 | | | | | | | |
| 愛知 | | 642 | | | | | | 642 | | | | | | | |
| 高知 | | 301 503,174 | | | | 138 220,415 | 159 259,027 | 1 4,636 | 2 11,941 | 1 7,155 | | | | | |
| 熊本 | | 18 23,301 | | | | 7 10,908 | 5 6,561 | | | | 6 5,832 | | | | |
| 鹿児島 | | 412 548,781 | 3 10,152 | 3 10,217 | 24 39,744 | 226 337,900 | 108 118,368 | | | | | 48 32,400 | | | |
| 沖縄 | | 3,591 3,852,554 | 23 83,484 | 60 140,854 | 183 348,143 | 150 239,868 | 306 426,605 | 30 27,270 | | | 108 93,312 | 1,066 749,034 | 1,421 1,341,198 | 244 402,786 | |
| フィリピン | | 3,235 1,903,914 | 300 243,259 | 200 94,842 | 296 141,480 | 520 320,047 | 1,080 676,293 | 120 65,934 | | | | 230 83,808 | 141 78,732 | 348 199,519 | |
| タイ | | 5,837 4,088,396 | 726 644,312 | 742 480,542 | 940 624,915 | 728 528,089 | 280 209,002 | 456 304,808 | | | 240 152,280 | 384 275,832 | 554 364,478 | 787 504,138 | |
| 計 | | 67,292 72,680,982 | 1,052 981,207 | 1,005 726,455 | 1,443 1,154,282 | 1,769 1,657,227 | 2,544 3,147,484 | 12,227 20,756,136 | 23,888 26,452,724 | 11,262 9,208,867 | 6,125 4,173,798 | 2,482 1,531,951 | 2,116 1,784,408 | 1,379 1,106,443 | |
| 平均単価 | 1,080 | 932 | 723 | 800 | 937 | 1,237 | 1,698 | 1,107 | 818 | 681 | 617 | 843 | 802 | | |
| にがうり | 秋田 | 498 155,050 | | | | | | | 20 7,247 | 246 77,234 | 185 54,780 | 47 15,789 | | | |

品目別産地別月別取扱高(野菜)

令和3年1月～令和3年12月

上段 = 数量、下段 = 金額
単位：数量 = kg、金額 = 円

| 品目名 | 産地名 | 合計 | 1月 | 2月 | 3月 | 4月 | 5月 | 6月 | 7月 | 8月 | 9月 | 10月 | 11月 | 12月 | |
|------|--------|---------------------|---------------------|----------------|----------------|----------------|----------------|------------------|--------------------|------------------|------------------|------------------|------------------|----------------|--|
| にがうり | 宮城 | 50 18,360 | | | | | | | | | 50 18,360 | | | | |
| | 福島 | 18 11,232 | | | | | | | | | | | 18 11,232 | | |
| | 茨城 | 4,791 1,704,037 | | | | | | 406 249,695 | 1,569 594,998 | 1,375 392,375 | 1,417 451,417 | 24 15,552 | | | |
| | 栃木 | 1,401 376,774 | | | | | | 156 77,230 | 636 163,631 | 354 64,357 | 255 71,556 | | | | |
| | 群馬 | 4,317 1,355,082 | | | | | 60 29,376 | 129 77,175 | 3,594 1,108,551 | 192 40,500 | 342 99,480 | | | | |
| | 埼玉 | 180 85,082 | | | | | | 180 85,082 | | | | | | | |
| | 高知 | 659 418,628 | | | 18 14,688 | 93 74,520 | 3 2,376 | 38 28,424 | 18 10,368 | | | 228 138,888 | 147 95,040 | 114 54,324 | |
| | 熊本 | 45 26,179 | | | | | | | 45 26,179 | | | | | | |
| | 宮崎 | 90 45,814 | | | | 90 45,814 | | | | | | | | | |
| | 鹿児島 | 30 18,468 | | | | | | | | | | 24 14,580 | 6 3,888 | | |
| | 沖縄 | 2,897 1,640,570 | 135 112,968 | 159 126,900 | 471 220,266 | 252 166,964 | 773 385,344 | 75 55,836 | 18 9,720 | | | 222 141,156 | 345 223,344 | 447 198,072 | |
| | 計 | 14,975 5,855,276 | 135 112,968 | 159 126,900 | 489 234,954 | 435 287,298 | 836 417,096 | 1,029 599,621 | 5,854 1,894,515 | 2,167 574,466 | 2,249 695,593 | 545 325,965 | 516 333,504 | 561 252,396 | |
| | 平均単価 | 391 | 837 | 798 | 480 | 660 | 499 | 583 | 324 | 265 | 309 | 598 | 646 | 450 | |
| | その他果菜類 | 秋田 | 10,897 1,949,526 | | | | | | 215 49,129 | 1,734 381,082 | 5,110 858,383 | 2,587 498,815 | 1,130 149,696 | 121 12,421 | |
| | | 青森 | 359 55,566 | | | | | | | 278 39,960 | 81 15,606 | | | | |
| 山形 | | 3,201 521,057 | | | | | | 508 138,305 | 2,293 352,728 | 280 26,784 | 120 3,240 | | | | |
| 茨城 | | 1,246 870,912 | | | | | 40 30,834 | 507 413,100 | 360 228,960 | 81 36,342 | 193 120,096 | 65 41,580 | | | |
| 栃木 | | 6 3,888 | | | | | | | | 6 3,888 | | | | | |
| 群馬 | | 599 87,696 | | | | | | | | 584 79,056 | 15 8,640 | | | | |
| 神奈川 | | 346 51,618 | | | | | | 75 8,459 | 150 13,770 | 39 6,804 | 82 22,585 | | | | |
| 静岡 | | 2,538 477,306 | | | | | | 8 2,160 | 660 115,452 | 1,150 211,788 | 600 119,826 | 120 28,080 | | | |

品目別産地別月別取扱高(野菜)

令和3年1月～令和3年12月

上段 = 数量、下段 = 金額
単位：数量 = kg、金額 = 円

| 品目名 | 産地名 | 合計 | 1月 | 2月 | 3月 | 4月 | 5月 | 6月 | 7月 | 8月 | 9月 | 10月 | 11月 | 12月 |
|--------|--------------|---------------------|----------------------|---------------|--------------|----------------|----------------|------------------|--------------------|--------------------|--------------------|--------------------|--------------------|----------------|
| その他果菜類 | 愛知 | 2,250 548,873 | 40 9,612 | 60 18,360 | | | | 240 59,525 | 730 184,032 | 170 36,612 | 320 73,764 | 180 44,496 | 250 61,560 | 260 60,912 |
| | 高知 | 6 6,912 | | | | 6 6,912 | | | | | | | | |
| | 佐賀 | 6 3,888 | | | | | | | | | | 6 3,888 | | |
| | 長崎 | 21 12,528 | | | | | 6 4,752 | | | | | | 15 7,776 | |
| | 宮崎 | 3 1,944 | | | | 3 1,944 | | | | | | | | |
| | 鹿児島 | 749 248,724 | | | | 173 80,136 | 213 136,728 | 40 8,100 | 257 17,064 | 64 5,184 | | 2 1,512 | | |
| | 沖縄 | 1,761 413,186 | 59 28,242 | 68 22,464 | 81 39,560 | 400 97,092 | 710 127,332 | 403 69,876 | | | | 10 6,480 | 20 14,472 | 10 7,668 |
| | 計 | 23,987 5,253,624 | 99 37,854 | 128 40,824 | 81 39,560 | 582 186,084 | 969 299,646 | 1,995 748,654 | 6,462 1,333,048 | 7,565 1,280,447 | 3,917 846,966 | 1,513 275,732 | 406 96,229 | 270 68,580 |
| | 平均単価 | 219 | 382 | 319 | 488 | 320 | 309 | 375 | 206 | 169 | 216 | 182 | 237 | 254 |
| | いんげん | 秋田 | 19,509 14,417,483 | | | | | 90 119,254 | 1,454 1,595,384 | 6,423 3,891,654 | 2,195 1,776,405 | 5,091 3,783,485 | 3,900 2,926,018 | 349 319,537 |
| 北海道 | | 40 24,192 | | | | | | | 40 24,192 | | | | | |
| 青森 | | 821 576,407 | | | | | 15 11,880 | 217 202,554 | 221 109,836 | 163 125,831 | 178 113,022 | 5 2,700 | 22 10,584 | |
| 岩手 | | 132 122,591 | | | | | | 15 18,900 | 56 40,336 | 6 9,196 | 48 47,744 | | 7 6,415 | |
| 宮城 | | 250 207,360 | | | | 20 25,056 | | | | 14 9,720 | 152 121,716 | 48 38,772 | 16 12,096 | |
| 山形 | | 495 441,813 | | | | 2 4,320 | 84 113,292 | 178 150,109 | 77 29,311 | | 25 28,334 | 32 33,070 | 97 83,377 | |
| 福島 | | 696 669,057 | | | | | | 10 15,925 | 256 220,015 | 80 127,155 | 190 197,422 | 156 107,892 | 4 648 | |
| 茨城 | | 402 345,978 | | | | | | 254 257,040 | 116 41,904 | 14 25,002 | 3 3,294 | 5 6,858 | 10 11,880 | |
| 栃木 | | 8 4,320 | | | | | 8 4,320 | | | | | | | |
| 千葉 | | 45 46,656 | | | | 6 12,852 | 10 6,480 | 24 17,928 | | | | | 5 9,396 | |
| 長野 | 2 3,024 | | | | | | | | | | | 2 3,024 | | |
| 香川 | 49 34,020 | | | | | | 49 34,020 | | | | | | | |

品目別産地別月別取扱高(野菜)

令和3年1月～令和3年12月

上段 = 数量、下段 = 金額
単位：数量 = kg、金額 = 円

| 品目名 | 産地名 | 合計 | 1月 | 2月 | 3月 | 4月 | 5月 | 6月 | 7月 | 8月 | 9月 | 10月 | 11月 | 12月 |
|--------|------|----------------------|--------------------|--------------------|--------------------|--------------------|--------------------|--------------------|--------------------|--------------------|--------------------|--------------------|--------------------|--------------------|
| いんげん | 福岡 | 1 3,661 | | | | | 1 3,661 | | | | | | | |
| | 佐賀 | 2 2,916 | | | | | | | | | | | 2 2,916 | |
| | 長崎 | 104 100,224 | | | | | | | | | | | 104 100,224 | |
| | 熊本 | 6 5,236 | | | | | 6 5,236 | | | | | | | |
| | 鹿児島 | 16,529 18,998,851 | 1,182 1,895,196 | 970 1,506,244 | 1,828 2,581,141 | 3,366 3,710,680 | 3,381 3,453,967 | 831 768,918 | 126 33,696 | | | 483 370,466 | 1,958 2,092,346 | 2,404 2,586,197 |
| | 沖縄 | 3,360 3,130,171 | 374 426,928 | 562 724,028 | 1,002 783,629 | 560 493,636 | 130 117,310 | | | | | | 94 77,857 | 638 506,783 |
| | イラン | 70 52,920 | | | 70 52,920 | | | | | | | | | |
| | オマーン | 4,150 3,001,119 | 1,156 970,569 | 1,048 852,886 | 1,399 1,011,636 | 70 46,872 | | | | | | | | 477 119,156 |
| | 計 | 46,671 42,187,999 | 2,712 3,292,693 | 2,580 3,083,158 | 4,299 4,429,326 | 4,024 4,293,416 | 3,726 3,835,400 | 3,031 3,060,778 | 7,316 4,390,944 | 2,472 2,073,309 | 5,687 4,295,017 | 4,628 3,485,776 | 2,670 2,730,300 | 3,526 3,217,882 |
| | 平均単価 | 904 | 1,214 | 1,195 | 1,030 | 1,067 | 1,029 | 1,010 | 600 | 839 | 755 | 753 | 1,023 | 913 |
| さやえんどう | 秋田 | 3,203 4,129,829 | | | | | 343 462,939 | 1,452 1,705,120 | 805 872,914 | 6 11,869 | 141 342,576 | 380 604,077 | 76 129,265 | 1,069 |
| | 北海道 | 332 833,001 | | | | | | | 172 343,074 | 99 308,163 | 36 119,880 | 25 61,884 | | |
| | 青森 | 50 96,606 | | | | 7 22,680 | | | 35 45,414 | | 4 12,960 | 4 15,552 | | |
| | 岩手 | 83 169,031 | | | | | | 81 163,577 | 2 5,454 | | | | | |
| | 宮城 | 42 55,188 | | | | 42 55,188 | | | | | | | | |
| | 山形 | 317 349,369 | | | | 16 30,024 | 93 96,768 | 202 218,419 | | | | 6 4,158 | | |
| | 福島 | 1,116 1,633,221 | | | | 58 137,614 | 859 1,278,902 | 199 216,705 | | | | | | |
| | 茨城 | 8 13,500 | | | | 2 3,240 | 6 10,260 | | | | | | | |
| | 群馬 | 134 104,760 | | | | | 134 104,760 | | | | | | | |
| | 千葉 | 2 4,320 | | | 2 4,320 | | | | | | | | | |
| | 長野 | 13 31,197 | | | | | | 13 31,197 | | | | | | |

品目別産地別月別取扱高(野菜)

令和3年1月～令和3年12月

上段 = 数量、下段 = 金額
単位：数量 = kg、金額 = 円

| 品目名 | 産地名 | 合計 | 1月 | 2月 | 3月 | 4月 | 5月 | 6月 | 7月 | 8月 | 9月 | 10月 | 11月 | 12月 | |
|--------|-------|----------------------|--------------------|--------------------|--------------------|--------------------|--------------------|--------------------|--------------------|--------------------|--------------------|------------------|--------------------|--------------------|----------------|
| さやえんどう | 静岡 | 7,408 8,547,815 | 636 896,226 | 1,512 1,889,642 | 2,527 2,381,135 | 1,323 1,442,059 | 376 423,750 | | | | 8 26,180 | 4 13,090 | 29 76,138 | 993 1,399,595 | |
| | 愛知 | 794 1,640,654 | 358 734,417 | 146 264,896 | 5 8,181 | 137 289,641 | | | | | | | 52 106,127 | 96 237,392 | |
| | 広島 | 360 486,864 | | | 5 5,400 | 189 267,516 | 112 145,908 | | | | | 44 52,056 | 10 15,984 | | |
| | 徳島 | 116 191,284 | | | | 106 173,831 | 10 17,453 | | | | | | | | |
| | 香川 | 58 67,068 | | | | | 58 67,068 | | | | | | | | |
| | 福岡 | 2 2,808 | | | | | | 2 2,808 | | | | | | | |
| | 長崎 | 560 727,920 | | 15 19,008 | 148 137,484 | 10 12,960 | | | | | | | 252 396,684 | 135 161,784 | |
| | 熊本 | 4,909 5,345,810 | 891 1,133,260 | 1,045 790,175 | 522 506,652 | 1,094 1,326,990 | 765 908,809 | | | | | | | 124 138,273 | 468 541,651 |
| | 宮崎 | 6 12,096 | | | | | | 6 12,096 | | | | | | | |
| | 鹿児島 | 14,158 17,302,983 | 1,932 2,921,307 | 3,580 3,851,618 | 4,381 3,818,482 | 395 681,782 | | | 2 3,888 | | | 190 322,380 | 660 1,344,189 | 3,018 4,359,337 | |
| | 沖縄 | -1 -1,854 | -1 -1,854 | | | | | | | | | | | | |
| | 中国 | 24 15,984 | | | | | | | | | | | | 24 15,984 | |
| | フィリピン | 32 23,760 | | | | | | 32 23,760 | | | | | | | |
| | タイ | 2,130 1,542,618 | 264 181,872 | 116 81,540 | 304 214,434 | 616 440,100 | 502 387,504 | 272 202,176 | | | | | | 56 34,992 | |
| | ペルー | 2,200 2,564,109 | | | | | | | 5 6,480 | 90 122,040 | 1,083 1,266,732 | 693 827,793 | 329 341,064 | | |
| | ベトナム | 184 184,896 | | | | | | | | | | | | 184 184,896 | |
| | 計 | 38,241 46,074,837 | 4,080 5,865,228 | 6,415 6,896,879 | 7,892 7,076,088 | 3,995 4,883,625 | 3,290 3,927,881 | 2,235 2,562,466 | 1,104 1,388,896 | 1,190 1,586,764 | 882 1,329,389 | 981 1,414,261 | 1,259 2,241,652 | 4,918 6,901,708 | |
| | 平均単価 | 1,205 | 1,438 | 1,075 | 896 | 1,223 | 1,194 | 1,147 | 1,258 | 1,334 | 1,507 | 1,442 | 1,780 | 1,403 | |
| | ピース | 秋田 | 3 1,210 | | | | | | | 3 1,210 | | | | | |
| | | 北海道 | 2 4,808 | | | | | | | 2 4,808 | | | | | |
| 福島 | | 20 9,072 | | | | | | 20 9,072 | | | | | | | |

品目別産地別月別取扱高(野菜)

令和3年1月～令和3年12月

上段 = 数量、下段 = 金額
単位：数量 = kg、金額 = 円

| 品目名 | 産地名 | 合計 | 1月 | 2月 | 3月 | 4月 | 5月 | 6月 | 7月 | 8月 | 9月 | 10月 | 11月 | 12月 |
|-----|------|--------------------|--------------------|--------------|----------------|----------------|----------------|--------------------|--------------------|---------------|----|------------|-------------|--------------|
| ピーズ | 茨城 | 5 4,860 | | | | | 5 4,860 | | | | | | | |
| | 千葉 | 4 6,912 | | | | | 4 6,912 | | | | | | | |
| | 広島 | 15 2,160 | | | | | | | | | | | 10 1,080 | 5 1,080 |
| | 愛媛 | 2 3,024 | | | | | 2 3,024 | | | | | | | |
| | 鹿児島 | 239 171,558 | 20 10,800 | 30 18,144 | 98 63,774 | 25 23,868 | 18 17,712 | | | | | | | 48 37,260 |
| | イギリス | 30 7,560 | | | | | | | | | | 3 2,160 | 13 3,240 | 14 2,160 |
| | 計 | 320 211,164 | 20 10,800 | 30 18,144 | 97 63,774 | 25 23,868 | 29 32,508 | 20 9,072 | 5 6,018 | | | 3 2,160 | 23 4,320 | 68 40,500 |
| | 平均単価 | 661 | 540 | 605 | 651 | 955 | 1,121 | 454 | 1,308 | | | 864 | 192 | 596 |
| | そらまめ | 秋田 | 3,785 1,615,746 | | | | | | 3,484 1,549,348 | 301 66,398 | | | | |
| 北海道 | | 26 13,267 | | | | | | | 4 7,327 | 22 5,940 | | | | |
| 青森 | | 576 315,468 | | | | | | 516 299,592 | 60 15,876 | | | | | |
| 宮城 | | 2,364 1,327,374 | | | | | 428 243,216 | 1,936 1,084,158 | | | | | | |
| 茨城 | | 312 221,022 | | | | | 264 176,148 | 48 44,874 | | | | | | |
| 千葉 | | 732 435,780 | | | | 20 21,816 | 712 413,964 | | | | | | | |
| 新潟 | | 48 37,260 | | | | | | 48 37,260 | | | | | | |
| 愛知 | | 4 7,560 | | | | | 4 7,560 | | | | | | | |
| 愛媛 | | 94 110,052 | | | | 8 15,120 | 86 94,932 | | | | | | | |
| 福岡 | | 22 34,992 | | | | 18 28,512 | 4 6,480 | | | | | | | |
| 佐賀 | | 38 49,464 | | | | 38 49,464 | | | | | | | | |
| 長崎 | | 82 59,508 | | | | 82 59,508 | | | | | | | | |
| 熊本 | | 1,197 809,144 | | | 197 176,035 | 410 274,765 | 590 358,344 | | | | | | | |

品目別産地別月別取扱高(野菜)

令和3年1月～令和3年12月

上段 = 数量、下段 = 金額
単位：数量 = kg、金額 = 円

| 品目名 | 産地名 | 合計 | 1月 | 2月 | 3月 | 4月 | 5月 | 6月 | 7月 | 8月 | 9月 | 10月 | 11月 | 12月 |
|-------|-------------|-------------|---------|---------|-----------|-----------|-----------|------------|------------|------------|------------|------------|--------|---------|
| そらまめ | | 44 | | | | 12 | | 32 | | | | | | |
| | 宮崎 | 20,261 | | | | 7,949 | | 12,312 | | | | | | |
| | 鹿児島 | 2,442 | 190 | 508 | 1,216 | 480 | 48 | | | | | | | |
| | 計 | 11,766 | 190 | 508 | 1,413 | 1,068 | 2,136 | 6,064 | 365 | 22 | | | | |
| | 平均単価 | 6,502,268 | 123,768 | 355,806 | 774,161 | 782,900 | 1,342,548 | 3,027,544 | 89,601 | 5,940 | | | | |
| えだまめ | | 553 | 651 | 700 | 548 | 733 | 629 | 499 | 245 | 270 | | | | |
| | 秋田 | 304,996 | | | | | | 255 | 41,408 | 106,798 | 120,677 | 35,802 | 50 | 6 |
| | | 151,583,246 | | | | | | 457,920 | 26,964,799 | 54,725,313 | 52,820,601 | 16,554,133 | 54,000 | 6,480 |
| | 岩手 | 10 | | | | | | | | | 10 | | | |
| | | 7,560 | | | | | | | | | 7,560 | | | |
| | 宮城 | 2,579 | | | | | | | 2,363 | 216 | | | | |
| | | 1,673,298 | | | | | | | 1,559,142 | 114,156 | | | | |
| | 山形 | 935 | | | | | | | 40 | | 895 | | | |
| | | 188,352 | | | | | | | 11,232 | | 177,120 | | | |
| | 群馬 | 10,587 | | | | | 6 | 3,907 | 6,624 | 50 | | | | |
| | | 8,638,871 | | | | | 5,832 | 3,393,535 | 5,211,143 | 28,361 | | | | |
| | 埼玉 | 1,785 | | | | 18 | 300 | 168 | 1,299 | | | | | |
| | | 1,656,710 | | | | 32,724 | 382,320 | 202,867 | 1,038,799 | | | | | |
| | 千葉 | 3,952 | | | | | 614 | 2,771 | 567 | | | | | |
| | | 4,403,824 | | | | | 778,032 | 3,147,698 | 478,094 | | | | | |
| | 神奈川 | 330 | | | | | | 330 | | | | | | |
| | | 408,240 | | | | | | 408,240 | | | | | | |
| | 新潟 | 6 | | | | | | | 6 | | | | | |
| | | 6,696 | | | | | | | 6,696 | | | | | |
| | 鹿児島 | 94 | | | | | | | 18 | | | | | 76 |
| | 32,616 | | | | | | | 12,960 | | | | | 19,656 | |
| 沖縄 | 6,890 | | | | 627 | 4,483 | 1,780 | | | | | | | |
| | 3,498,552 | | | | 1,339,740 | 2,063,772 | 95,040 | | | | | | | |
| 台湾 | 13 | | | 8 | 5 | | | | | | | | | |
| | 10,389 | | | 7,581 | 2,808 | | | | | | | | | |
| 計 | 332,176 | | | 8 | 650 | 5,403 | 9,228 | 52,307 | 107,064 | 121,582 | 35,802 | 50 | 82 | |
| | 172,108,354 | | | 7,581 | 1,375,272 | 3,229,956 | 7,718,260 | 35,269,905 | 54,867,830 | 53,005,281 | 16,554,133 | 54,000 | 26,136 | |
| | 平均単価 | 518 | | | 972 | 2,115 | 598 | 836 | 674 | 512 | 436 | 462 | 1,080 | 319 |
| その他豆類 | 秋田 | 1,273 | | 4 | | | | 9 | 14 | 126 | 54 | 238 | 119 | 709 |
| | | 1,038,636 | | 3,283 | | | | 8,554 | 8,603 | 48,341 | 68,580 | 224,512 | 93,626 | 583,137 |
| | 青森 | 1 | | | | | | | | 777 | 1,749 | | | |
| | | 3,109 | | | | | | | | | | | | |
| 栃木 | 10 | 10 | | | | | | | | | | | | |
| | 32,400 | 32,400 | | | | | | | | | | | | |

品目別産地別月別取扱高(野菜)

令和3年1月～令和3年12月

上段 = 数量、下段 = 金額
単位：数量 = kg、金額 = 円

| 品目名 | 産地名 | 合計 | 1月 | 2月 | 3月 | 4月 | 5月 | 6月 | 7月 | 8月 | 9月 | 10月 | 11月 | 12月 | |
|-------|------|-----------------------|---------------------|---------------------|---------------------|---------------------|--------------------|--------------------|--------------------|---------------------|---------------------|---------------------|---------------------|---------------------|--------------|
| その他豆類 | 千葉 | 96 335,034 | 60 208,547 | 20 72,575 | 4 13,219 | | | | | | | | 5 16,588 | 7 24,105 | |
| | 愛媛 | 2 21,600 | | | | | | | | | | | | 2 21,600 | |
| | 福岡 | 4 3,892 | | | | | 4 3,892 | | | | | | | | |
| | 沖縄 | 6 5,508 | | | | | | | | | | 4 3,780 | 2 1,728 | | |
| | 中国 | 440 297,260 | 160 112,039 | 105 66,442 | 12 8,100 | 24 16,848 | 20 14,040 | 12 8,424 | 4 2,808 | 13 8,834 | 14 9,634 | 10 6,826 | 32 19,591 | 34 23,674 | |
| | 計 | 1,832 1,737,439 | 230 352,986 | 129 142,300 | 16 21,319 | 24 16,848 | 24 17,932 | 21 16,978 | 18 11,411 | 139 57,952 | 69 79,963 | 252 235,701 | 158 131,533 | 752 652,516 | |
| | 平均単価 | 949 | 1,534 | 1,101 | 1,367 | 702 | 747 | 816 | 630 | 416 | 1,159 | 935 | 833 | 868 | |
| 紅あずま | 秋田 | 1,509 271,094 | | | | | 210 85,212 | 55 23,760 | | | 824 123,025 | 392 30,997 | 28 8,100 | | |
| | 北海道 | 184 2,981 | | | | | | | | | | | | 184 2,981 | |
| | 青森 | 180 48,114 | | | | | 45 23,328 | | | | 135 24,786 | | | | |
| | 山形 | 178 54,108 | | | | | | | | | 28 7,236 | 100 33,264 | 50 13,608 | | |
| | 茨城 | 143,758 30,816,909 | 21,944 4,333,592 | 16,189 2,989,478 | 16,623 3,209,441 | 4,418 848,297 | 2,555 527,904 | 2,565 781,002 | 3,817 941,501 | 10,903 2,749,556 | 16,585 4,019,637 | 9,250 2,306,852 | 13,238 2,912,068 | 25,671 5,197,581 | |
| | 千葉 | 26,132 9,163,400 | 2,859 972,594 | 1,835 541,512 | 1,365 477,576 | 3,405 1,182,049 | 4,230 1,990,386 | 2,125 1,032,696 | 1,445 496,530 | 945 189,432 | 568 162,745 | 2,600 866,376 | 3,145 865,782 | 1,610 385,722 | |
| | 計 | 171,941 40,356,606 | 24,803 5,306,186 | 18,024 3,530,990 | 17,988 3,687,017 | 7,823 2,030,346 | 7,040 2,626,830 | 4,745 1,837,458 | 5,262 1,438,031 | 11,848 2,938,988 | 17,976 4,305,407 | 12,406 3,236,247 | 16,511 3,819,214 | 27,515 5,599,892 | |
| | 平均単価 | 235 | 214 | 196 | 205 | 260 | 373 | 387 | 273 | 248 | 240 | 261 | 231 | 204 | |
| | 紅まさり | 秋田 | 290 68,526 | | | 97 23,814 | 11 2,614 | | | | | | 69 19,019 | 60 11,448 | 53 11,631 |
| | | 北海道 | 212 58,730 | | | | 212 58,730 | | | | | | | | |
| 茨城 | | 111,508 32,450,679 | 8,248 2,466,952 | 12,429 3,484,090 | 14,284 4,053,716 | 15,436 4,022,432 | 3,165 1,478,466 | 4,010 1,615,356 | 4,500 1,164,510 | 4,210 1,278,234 | 9,972 3,052,165 | 11,064 2,992,401 | 10,827 3,271,342 | 13,363 3,571,015 | |
| 千葉 | | 31,645 9,965,624 | 3,932 1,232,744 | 4,630 1,230,585 | 2,323 698,144 | 1,775 637,794 | 3,175 1,524,204 | 1,555 718,092 | 3,105 733,482 | 940 264,330 | 780 238,572 | 1,520 435,240 | 2,435 702,702 | 5,475 1,549,735 | |
| 計 | | 143,656 42,543,559 | 12,180 3,699,696 | 17,059 4,714,675 | 16,706 4,775,674 | 17,435 4,721,570 | 6,340 3,002,670 | 5,565 2,333,448 | 7,605 1,897,992 | 5,150 1,542,564 | 10,752 3,290,737 | 12,653 3,446,660 | 13,321 3,985,492 | 18,890 5,132,381 | |
| 平均単価 | | 296 | 304 | 276 | 286 | 271 | 474 | 419 | 250 | 300 | 306 | 272 | 299 | 272 | |

品目別産地別月別取扱高(野菜)

令和3年1月～令和3年12月

上段 = 数量、下段 = 金額
単位：数量 = kg、金額 = 円

| 品目名 | 産地名 | 合計 | 1月 | 2月 | 3月 | 4月 | 5月 | 6月 | 7月 | 8月 | 9月 | 10月 | 11月 | 12月 |
|---------|------|------------------------|----------------------|----------------------|----------------------|----------------------|---------------------|---------------------|---------------------|---------------------|---------------------|---------------------|---------------------|----------------------|
| その他かんしょ | 秋田 | 294 44,474 | | 33 1,944 | 15 864 | 15 756 | | | | | 56 11,750 | 108 15,422 | 64 13,414 | 3 324 |
| | 青森 | 355 101,304 | 90 24,300 | | | | 75 42,120 | | | | | 190 34,884 | | |
| | 山形 | 476 134,298 | | | | | | | | | | 180 32,616 | 216 75,762 | 80 25,920 |
| | 茨城 | 58,700 14,261,032 | 9,320 2,227,602 | 14,575 3,399,786 | 17,065 3,992,922 | 12,380 3,109,698 | 315 157,313 | 10 3,672 | | 70 17,889 | 245 32,832 | 1,290 354,370 | 1,720 517,050 | 1,710 447,898 |
| | 千葉 | 33,926 11,343,473 | 4,140 1,386,149 | 8,180 2,286,393 | 6,905 2,054,830 | 3,370 1,080,436 | 2,230 1,109,408 | 3,255 1,517,112 | 3,555 1,163,798 | 866 259,904 | 755 222,362 | 170 78,948 | 60 26,244 | 440 157,889 |
| | 徳島 | 16,196 7,823,544 | 1,140 544,257 | 1,630 722,326 | 1,495 689,407 | 1,325 636,937 | 1,490 812,646 | 210 119,115 | 540 234,468 | 1,855 875,926 | 1,326 585,230 | 1,350 588,300 | 1,145 562,180 | 2,690 1,452,752 |
| | 香川 | 985 271,944 | | | | | | | 405 117,720 | 540 142,992 | 40 11,232 | | | |
| | 高知 | 120 54,432 | | | | | 10 6,912 | 110 47,520 | | | | | | |
| | 宮崎 | 547 613,163 | | | | | | | | | | 197 218,454 | 240 279,417 | 110 115,292 |
| | 鹿児島 | -72 -148,346 | | 50 20,196 | | -500 -349,056 | | | | | | 150 73,079 | 98 45,724 | 130 61,711 |
| | 計 | 111,527 34,499,318 | 14,690 4,182,308 | 24,468 6,430,645 | 25,479 6,738,023 | 16,590 4,478,771 | 4,120 2,128,399 | 3,585 1,687,419 | 4,500 1,515,986 | 3,331 1,296,711 | 2,422 863,406 | 3,636 1,396,073 | 3,543 1,519,791 | 5,163 2,261,786 |
| | 平均単価 | 309 | 285 | 263 | 264 | 270 | 517 | 471 | 337 | 389 | 357 | 384 | 429 | 438 |
| かんしょ合計 | 計 | 427,124 117,399,483 | 51,673 13,188,190 | 59,551 14,676,310 | 60,173 15,200,714 | 41,848 11,230,687 | 17,500 7,757,899 | 13,895 5,858,325 | 17,367 4,852,009 | 20,329 5,778,263 | 31,150 8,459,550 | 28,695 8,078,980 | 33,375 9,324,497 | 51,568 12,994,059 |
| | 平均単価 | 275 | 255 | 246 | 253 | 268 | 443 | 422 | 279 | 284 | 272 | 282 | 279 | 252 |
| メークイン | 秋田 | 11,599 2,007,250 | | | | | 1,300 318,411 | 59 11,232 | 972 85,915 | 6,339 1,059,750 | 2,733 510,083 | 177 19,861 | 7 756 | 12 1,242 |
| | 北海道 | 230,377 53,649,764 | 28,570 5,221,516 | 26,710 6,665,529 | 24,560 6,778,204 | 37,320 11,296,076 | 1,920 553,689 | | | 2,010 481,140 | 13,040 2,818,482 | 31,478 5,893,414 | 22,639 4,516,836 | 42,130 9,424,878 |
| | 青森 | 9,550 1,488,914 | | | | | | | 1,670 231,606 | 5,550 854,252 | 2,160 353,916 | 70 11,340 | 100 37,800 | |
| | 岩手 | 58 12,420 | | | | | | | | | | 58 12,420 | | |
| | 山形 | 48 7,776 | | | | | | | 48 7,776 | | | | | |
| | 茨城 | 55,310 7,489,206 | | | | | | 11,220 1,882,818 | 34,690 4,533,786 | 9,400 1,072,602 | | | | |
| | 千葉 | 1,150 273,780 | | | | | | 1,110 267,300 | | 40 6,480 | | | | |

品目別産地別月別取扱高(野菜)

令和3年1月～令和3年12月

上段 = 数量、下段 = 金額
単位：数量 = kg、金額 = 円

| 品目名 | 産地名 | 合計 | 1月 | 2月 | 3月 | 4月 | 5月 | 6月 | 7月 | 8月 | 9月 | 10月 | 11月 | 12月 | |
|-------|---------------------|------------------------|----------------------|----------------------|----------------------|----------------------|----------------------|---------------------|---------------------|---------------------|---------------------|----------------------|----------------------|----------------------|---------------|
| メークイン | 静岡 | 3,660 1,065,763 | | | | 390 190,235 | 710 207,846 | 2,560 667,682 | | | | | | | |
| | 長崎 | 17,659 4,834,934 | | | | | 5,920 1,904,769 | 9,629 2,512,097 | 2,110 418,068 | | | | | | |
| | 熊本 | 32,270 7,687,635 | | | | | 12,320 3,722,539 | 18,182 3,653,360 | 1,768 311,736 | | | | | | |
| | 鹿児島 | 33,700 11,160,145 | | 430 86,076 | 1,840 455,220 | 8,250 3,059,574 | 22,390 7,319,839 | 790 239,436 | | | | | | | |
| | 計 | 395,381 89,677,587 | 28,570 5,221,516 | 27,140 6,751,605 | 26,400 7,233,424 | 45,960 14,545,885 | 44,560 14,027,093 | 43,550 9,233,925 | 41,257 5,588,887 | 23,341 3,474,224 | 17,933 3,682,481 | 31,782 5,937,035 | 22,746 4,555,392 | 42,142 9,426,120 | |
| | 平均単価 | 227 | 183 | 249 | 274 | 316 | 315 | 212 | 135 | 149 | 205 | 187 | 200 | 224 | |
| | 男爵 | 秋田 | 33,079 3,454,617 | | | 14 4,374 | | | 40 7,344 | 7,014 807,991 | 20,914 2,217,396 | 5,008 410,649 | 50 2,327 | | 39 4,536 |
| キタアカリ | 北海道 | 466,165 98,021,907 | 65,850 10,668,997 | 58,120 12,172,000 | 57,027 14,317,072 | 31,940 9,068,809 | 2 1,944 | | | 3,150 541,080 | 41,355 8,670,996 | 50,493 10,124,017 | 80,279 15,949,980 | 77,949 16,507,012 | |
| | 青森 | 382 72,468 | | | | | | | | | | 382 72,468 | | | |
| | 茨城 | 2,830 390,204 | | | | | | 2,830 390,204 | | | | | | | |
| | 埼玉 | 1,370 192,348 | | | | | | 1,370 192,348 | | | | | | | |
| | 静岡 | 4,630 537,570 | | | | | | 1,460 136,728 | 2,420 270,162 | 750 130,680 | | | | | |
| | 長崎 | 830 304,668 | | | | | 830 304,668 | | | | | | | | |
| | 計 | 509,286 102,973,782 | 65,850 10,668,997 | 58,120 12,172,000 | 57,041 14,321,446 | 31,940 9,068,809 | 832 306,612 | 5,700 726,624 | 9,434 1,078,153 | 24,816 2,889,156 | 46,363 9,081,645 | 50,925 10,198,812 | 80,278 15,949,980 | 77,987 16,511,548 | |
| | 平均単価 | 202 | 162 | 209 | 251 | 284 | 369 | 127 | 114 | 116 | 196 | 200 | 199 | 212 | |
| | 秋田 | 12,605 1,768,204 | | | | | | | 216 60,415 | 350 43,859 | 239 27,093 | 6,039 861,808 | 4,582 581,128 | 688 116,141 | 491 77,760 |
| | 北海道 | 37,075 6,824,196 | 10,800 1,635,984 | 4,950 1,208,466 | 3,130 744,120 | | | | | | | 2,470 484,812 | 11,115 1,851,282 | 4,610 899,532 | |
| 青森 | 1,660 318,168 | | | 1,000 194,400 | 500 91,800 | | | | | 160 31,968 | | | | | |
| 茨城 | 3,120 469,314 | | | | | | 90 17,496 | 980 141,426 | 2,050 310,392 | | | | | | |
| 千葉 | 790 208,548 | | | | | | 790 208,548 | | | | | | | | |
| 計 | 55,250 9,588,430 | 10,800 1,635,984 | 4,950 1,208,466 | 4,130 938,520 | 500 91,800 | 880 226,044 | 1,196 201,841 | 2,400 354,251 | 399 59,061 | 6,039 861,808 | 7,052 1,065,940 | 11,803 1,967,423 | 5,101 977,292 | | |

品目別産地別月別取扱高(野菜)

令和3年1月～令和3年12月

上段 = 数量、下段 = 金額
単位：数量 = kg、金額 = 円

| 品目名 | 産地名 | 合計 | 1月 | 2月 | 3月 | 4月 | 5月 | 6月 | 7月 | 8月 | 9月 | 10月 | 11月 | 12月 | | |
|-------|----------|----------------------|------------------------|--------------------------|-----------------------|-----------------------|-----------------------|-----------------------|-----------------------|-----------------------|-----------------------|----------------------|-----------------------|-----------------------|-----------------------|-----------------------|
| キタアカリ | 平均単価 | 174 | 151 | 244 | 227 | 184 | 257 | 169 | 148 | 148 | 143 | 151 | 167 | 192 | | |
| | その他ばれいしょ | 秋田 | 10,717 1,754,505 | | | 2 389 | | | 576 119,065 | 575 70,466 | 636 53,815 | 8,771 1,491,263 | 91 12,313 | 58 6,254 | 8 940 | |
| | | 北海道 | 147,010 24,105,524 | 22,890 3,501,738 | 16,680 2,982,588 | 3,820 898,501 | 1,908 499,230 | | | 1,200 196,344 | 24,133 3,709,246 | 35,894 5,579,431 | 24,863 3,754,752 | 5,399 956,724 | 10,223 2,026,970 | |
| | | 山形 | 122 18,727 | | | | | | | 122 18,727 | | | | | | |
| | | 茨城 | 162,642 23,758,991 | | | | | 1,765 603,072 | 72,572 12,340,787 | 74,835 9,285,663 | 13,470 1,529,469 | | | | | |
| | | 千葉 | 21,790 2,999,762 | | | | | 760 201,258 | 14,190 1,923,992 | 6,840 874,512 | | | | | | |
| | | 静岡 | 770 141,264 | | | | | | 30 7,452 | 740 133,812 | | | | | | |
| | | 長崎 | 140,900 38,670,701 | 2,650 755,892 | 6,670 1,792,357 | 2,430 853,740 | 4,920 1,669,788 | 66,110 21,045,130 | 54,720 12,044,466 | 3,400 509,328 | | | | | | |
| | | 熊本 | 52,844 2,111,758 | 60 20,088 | 450 131,274 | 605 191,862 | 1,228 453,585 | 1,069 652,789 | 11,672 609,145 | 37,760 53,015 | | | | | | |
| | | 鹿児島 | 76,482 26,181,016 | | 2,150 615,293 | 12,288 4,430,119 | 45,592 16,332,851 | 14,032 4,210,157 | 2,420 595,026 | -2,430 | | | | | | |
| | | 計 | 613,277 119,742,248 | 25,600 4,277,718 | 25,950 5,521,512 | 19,144 6,374,611 | 53,648 18,955,454 | 83,737 26,712,406 | 156,178 27,639,933 | 125,472 11,139,437 | 38,239 5,292,530 | 44,668 7,070,694 | 24,953 3,767,065 | 5,457 962,978 | 10,231 2,027,910 | |
| | | 平均単価 | 195 | 167 | 213 | 333 | 353 | 319 | 177 | 89 | 138 | 158 | 151 | 176 | 198 | |
| | | ばれいしょ合計 | 計 | 1,573,193 321,982,047 | 130,820 21,804,215 | 116,160 25,653,583 | 106,715 28,868,001 | 132,048 42,661,948 | 130,008 41,272,155 | 206,625 37,802,323 | 178,562 18,160,728 | 86,794 11,714,971 | 115,003 20,696,628 | 114,711 20,968,852 | 120,286 23,435,773 | 135,461 28,942,870 |
| | | | 平均単価 | 205 | 167 | 221 | 271 | 323 | 317 | 183 | 102 | 135 | 180 | 183 | 195 | 214 |
| さといも | 秋田 | 60,947 27,960,289 | 3,823 1,429,002 | 2,402 748,051 | 3,541 936,004 | 1,324 388,994 | 442 140,184 | 210 64,617 | | 445 269,859 | 13,612 10,096,097 | 15,602 7,243,269 | 10,823 3,255,172 | 8,723 3,389,040 | | |
| | 宮城 | 9 6,804 | | | | | | | | | 9 6,804 | | | | | |
| | 山形 | 390 127,764 | | | | | | | | | 90 47,628 | 300 80,136 | | | | |
| | 福島 | 4 3,024 | | | | | 4 3,024 | | | | | | | | | |
| | 埼玉 | 170 67,824 | 20 2,160 | 24 18,360 | 54 34,560 | 72 12,744 | | | | | | | | | | |
| | 千葉 | 892 321,300 | | 80 34,344 | 150 71,280 | 370 90,720 | 272 110,916 | | | | | | | 20 14,040 | | |
| | 新潟 | 3,482 1,781,838 | 1,204 366,120 | 793 498,852 | 564 391,500 | 294 202,392 | | | | | | 124 23,544 | 207 141,642 | 296 157,788 | | |

品目別産地別月別取扱高(野菜)

令和3年1月～令和3年12月

上段 = 数量、下段 = 金額
単位：数量 = kg、金額 = 円

| 品目名 | 産地名 | 合計 | 1月 | 2月 | 3月 | 4月 | 5月 | 6月 | 7月 | 8月 | 9月 | 10月 | 11月 | 12月 | |
|------|------|------------------------|----------------------|----------------------|----------------------|----------------------|----------------------|----------------------|----------------------|----------------------|----------------------|----------------------|----------------------|----------------------|----------------|
| さといも | 静岡 | 698 329,610 | 85 23,544 | 57 12,879 | | | | | | | | 44 50,447 | 179 64,908 | 333 177,832 | |
| | 三重 | 25 2,646 | | | | | | | | | | | 10 1,296 | 15 1,350 | |
| | 大阪 | 16 10,908 | | | | | 6 3,888 | | | | | 10 7,020 | | | |
| | 徳島 | 5 7,441 | | | | | | | | | 5 7,441 | | | | |
| | 愛媛 | 50 19,440 | | | 50 19,440 | | | | | | | | | | |
| | 高知 | 90 29,539 | | | | | | | | | | | 50 15,715 | 40 13,824 | |
| | 佐賀 | 80 12,960 | | | | | | | | | | | 25 3,780 | 55 9,180 | |
| | 熊本 | 244 208,786 | | | | | 197 167,746 | 47 41,040 | | | | | | | |
| | 宮崎 | 2,916 1,838,754 | 270 133,920 | 80 22,140 | 50 30,780 | 565 358,884 | 210 170,316 | | | | 416 317,142 | 348 265,464 | 119 105,246 | 198 109,998 | 660 324,864 |
| | 鹿児島 | 1,273 1,052,109 | | | | | | | 536 447,012 | 434 364,878 | 300 238,815 | | 3 1,404 | | |
| | 中国 | 2,322 1,479,611 | 224 150,228 | 226 157,896 | 442 204,498 | 188 127,602 | 162 111,564 | 116 81,216 | 128 90,018 | 166 113,454 | 174 109,782 | 164 110,333 | 170 114,750 | 162 108,270 | |
| | 計 | 73,611 35,260,647 | 5,627 2,104,974 | 3,662 1,492,522 | 4,851 1,688,062 | 2,813 1,181,336 | 1,293 707,638 | 908 633,885 | 562 454,896 | 1,327 939,270 | 14,238 10,533,216 | 16,365 7,621,399 | 11,662 3,707,261 | 10,303 4,196,188 | |
| | 平均単価 | 479 | 374 | 408 | 348 | 420 | 547 | 698 | 809 | 708 | 740 | 466 | 318 | 407 | |
| | ながいも | 秋田 | 1,889 588,589 | 97 19,645 | | 136 21,168 | 420 92,448 | 160 36,072 | | | | 11 1,663 | 141 59,983 | 362 142,625 | 562 214,985 |
| | | 北海道 | 3,402 683,164 | | | | 92 33,436 | 10 4,104 | | | | | | 2,500 483,624 | 800 162,000 |
| 青森 | | 561,616 167,048,451 | 45,518 14,260,737 | 53,007 15,789,439 | 53,551 14,176,044 | 54,642 14,078,756 | 62,812 17,150,126 | 45,014 13,200,405 | 34,720 11,841,138 | 41,150 13,556,666 | 40,481 13,072,705 | 43,484 14,064,917 | 37,934 11,165,071 | 49,303 14,692,447 | |
| 岩手 | | 13,030 3,078,108 | 2,370 612,468 | | | 5,510 1,210,140 | 910 168,372 | | | | | | | 4,240 1,087,128 | |
| 山形 | | 384 63,850 | | | | | | | | | | | 248 43,546 | 136 20,304 | |
| 茨城 | | 1,672 580,284 | 717 270,054 | 542 177,336 | 63 21,924 | | | | | | | | 160 50,760 | 190 60,210 | |
| 計 | | 581,993 172,042,446 | 48,703 15,162,904 | 53,548 15,966,775 | 53,750 14,219,136 | 60,664 15,414,780 | 63,893 17,358,674 | 45,014 13,200,405 | 34,720 11,841,138 | 41,150 13,556,666 | 40,492 13,074,368 | 43,625 14,124,900 | 41,204 11,885,626 | 55,230 16,237,074 | |
| 平均単価 | | 296 | 311 | 298 | 265 | 254 | 272 | 293 | 341 | 329 | 323 | 324 | 288 | 294 | |

品目別産地別月別取扱高(野菜)

令和3年1月～令和3年12月

上段 = 数量、下段 = 金額
単位：数量 = kg、金額 = 円

| 品目名 | 産地名 | 合計 | 1月 | 2月 | 3月 | 4月 | 5月 | 6月 | 7月 | 8月 | 9月 | 10月 | 11月 | 12月 | |
|-------|------|--------------------------|-----------------------|-----------------------|-----------------------|-----------------------|-----------------------|---------------------|-----------------------|-----------------------|-----------------------|-----------------------|-----------------------|-----------------------|-----|
| やまのいも | 秋田 | 16,546 3,986,916 | 130 38,707 | 90 23,976 | 440 144,082 | 610 101,606 | | | | | | | 4,359 1,548,677 | 10,917 2,129,868 | |
| | 青森 | 1 2,376 | | 1 2,376 | | | | | | | | | | | |
| | 茨城 | 20 32,054 | | | | | | | | | | | 4 10,532 | 16 21,522 | |
| | 佐賀 | 6 10,044 | | | | | | | | | | | | 6 10,044 | |
| | 計 | 16,573 4,031,390 | 130 38,707 | 91 26,352 | 440 144,082 | 610 101,606 | | | | | | | 4,363 1,559,209 | 10,939 2,161,434 | |
| | 平均単価 | 243 | 298 | 290 | 327 | 167 | | | | | | | | 357 | 198 |
| | | 4 | | | | | | | | | | 4 | | | |
| やまといも | 茨城 | 2,808 | | | | | | | | | 2,808 | | | | |
| | 群馬 | 1,476 871,236 | 80 57,672 | 60 40,716 | 98 48,492 | 135 83,700 | 92 47,088 | 87 60,804 | 116 68,904 | 165 89,964 | 134 66,582 | 173 101,412 | 139 86,508 | 197 119,394 | |
| | 埼玉 | 526 319,248 | 68 35,208 | 64 39,204 | 58 35,424 | 52 32,832 | 32 22,032 | 28 17,604 | 16 10,800 | 24 13,824 | 44 28,080 | 48 26,568 | 60 37,800 | 32 19,872 | |
| | 計 | 2,006 1,193,292 | 148 92,880 | 124 79,920 | 156 83,916 | 187 116,532 | 124 69,120 | 115 78,408 | 132 79,704 | 189 103,788 | 182 97,470 | 221 127,980 | 199 124,308 | 229 139,266 | |
| | 平均単価 | 595 | 628 | 645 | 538 | 623 | 557 | 682 | 604 | 549 | 536 | 579 | 625 | 608 | |
| | | 4 | | | | | | | | | | | | | |
| たまねぎ | 秋田 | 635,474 68,788,779 | 8,210 547,128 | | | 180 20,449 | | 4,385 671,622 | 454,310 52,555,580 | 150,926 13,292,963 | 12,229 1,148,941 | 3,477 488,808 | 15 2,668 | 1,742 60,620 | |
| | 北海道 | 3,251,240 346,528,528 | 360,380 27,730,036 | 346,561 26,960,237 | 434,753 32,076,968 | 447,957 32,567,605 | 123,979 12,139,313 | 41,183 4,664,425 | 4 346 | 261,771 26,549,151 | 281,032 32,268,424 | 299,680 36,893,579 | 289,280 46,816,002 | 364,660 67,862,442 | |
| | 青森 | 900 128,736 | | | | | | | | | | 70 15,552 | 830 113,184 | | |
| | 宮城 | 10 324 | | | | 10 324 | | | | | | | | | |
| | 山形 | 45 4,860 | | | | | | | | | 45 4,860 | | | | |
| | 茨城 | 387 82,026 | | | | | 359 67,824 | | | | | 8 4,158 | 20 10,044 | | |
| | 栃木 | 7,885 1,215,770 | | | | | | 6,536 1,028,938 | 1,349 186,832 | | | | | | |
| | 群馬 | 4,730 695,952 | | | | | 220 33,264 | 4,510 662,688 | | | | | | | |
| | 埼玉 | 580 53,784 | | | | | 580 53,784 | | | | | | | | |
| | 東京 | 2,400 312,039 | | | | | | 2,400 312,039 | | | | | | | |

品目別産地別月別取扱高(野菜)

令和3年1月～令和3年12月

上段 = 数量、下段 = 金額
単位：数量 = kg、金額 = 円

| 品目名 | 産地名 | 合計 | 1月 | 2月 | 3月 | 4月 | 5月 | 6月 | 7月 | 8月 | 9月 | 10月 | 11月 | 12月 | |
|------|----------|--------------------------|-----------------------|-----------------------|-----------------------|-----------------------|-----------------------|-----------------------|-----------------------|-----------------------|-----------------------|-----------------------|-----------------------|-----------------------|--------------------|
| たまねぎ | 静岡 | 42,244 5,840,202 | 6,399 1,279,584 | 18,925 2,793,952 | 16,840 1,750,358 | 40 6,480 | 40 9,828 | | | | | | | | |
| | 愛知 | 15,739 1,512,000 | | | | | 10,430 933,984 | 4,635 347,112 | 30 17,172 | 395 129,924 | 235 76,464 | | | 14 7,344 | |
| | 兵庫 | 143,839 20,055,806 | | | 10 2,976 | 900 106,920 | 6,581 779,976 | 43,679 5,800,453 | 83,429 12,048,043 | 9,220 1,313,766 | 20 3,672 | | | | |
| | 和歌山 | 12,000 1,210,788 | | | | | 12,000 1,210,788 | | | | | | | | |
| | 香川 | 35,160 4,746,533 | | | | | 3,560 526,176 | 14,220 1,769,634 | 13,260 1,923,197 | 4,120 527,526 | | | | | |
| | 愛媛 | 15 3,888 | | | | | | | | | | | | | 15 3,888 |
| | 福岡 | 100 21,060 | | | 100 21,060 | | | | | | | | | | |
| | 佐賀 | 408,120 45,597,990 | | | 4,040 571,752 | 105,850 9,358,449 | 98,200 11,091,281 | 177,070 21,680,598 | 20,560 2,782,294 | 2,400 113,616 | | | | | |
| | 長崎 | 49,950 5,791,855 | | | 21,200 3,097,592 | 26,790 2,527,865 | 1,760 144,798 | 200 21,600 | | | | | | | |
| | 熊本 | 248,011 29,975,614 | 300 76,529 | 6,578 1,279,892 | 36,916 5,356,948 | 74,735 8,083,875 | 101,278 11,251,968 | 28,204 3,926,402 | | | | | | | |
| | 中国 | 540 78,624 | 30 4,374 | 40 5,832 | 50 5,832 | 50 7,290 | 40 5,832 | 40 5,832 | 50 7,290 | 40 5,832 | 40 5,832 | 60 8,586 | 50 7,722 | 50 8,370 | |
| | アメリカ | 3,471 657,072 | | | | | | | | | | | | 1,911 327,564 | 1,560 329,508 |
| | ニュージーランド | 1,440 264,903 | | | | | 730 113,887 | 200 21,060 | | 20 6,048 | 460 113,216 | 30 10,692 | | | |
| | インドネシア | 1,760 372,978 | | | | | | | | | | | | 1,760 372,978 | |
| | 計 | 4,866,038 533,940,111 | 375,319 29,637,651 | 372,103 31,039,913 | 513,909 42,883,486 | 656,512 52,679,257 | 359,758 38,362,703 | 327,262 40,912,403 | 572,992 69,520,754 | 428,893 41,938,826 | 294,060 33,621,409 | 303,324 37,421,375 | 293,865 47,650,162 | 368,041 68,272,172 | |
| | 平均単価 | 110 | 79 | 83 | 83 | 80 | 107 | 125 | 121 | 98 | 114 | 123 | 162 | 186 | |
| | にんにく | 秋田 | 19,027 24,742,638 | 2,789 4,206,762 | 2,602 3,391,642 | 4,195 6,352,096 | 913 2,008,179 | 142 161,297 | 647 455,621 | 4,859 4,059,557 | 179 117,559 | 140 124,200 | 26 85,704 | 1,037 1,977,275 | 1,498 1,802,746 |
| | | 北海道 | 878 1,082,268 | 1 3,780 | | | | 2 8,208 | | | | 193 331,344 | 608 640,116 | 74 98,820 | |
| | | 青森 | 5,722 13,450,638 | 356 853,068 | 392 990,120 | 458 1,180,740 | 614 1,640,724 | 363 991,309 | 671 1,449,422 | 433 979,168 | 412 1,007,227 | 688 1,347,298 | 235 567,743 | 398 938,604 | 702 1,505,215 |
| | | 岩手 | 5 30,240 | | | | | | | | 5 30,240 | | | | |
| 群馬 | | 20 10,800 | | | | | | | | | | | 20 10,800 | | |

品目別産地別月別取扱高(野菜)

令和3年1月～令和3年12月

上段 = 数量、下段 = 金額
単位：数量 = kg、金額 = 円

| 品目名 | 産地名 | 合計 | 1月 | 2月 | 3月 | 4月 | 5月 | 6月 | 7月 | 8月 | 9月 | 10月 | 11月 | 12月 |
|--------|-------|----------------------|--------------------|--------------------|---------------------|--------------------|--------------------|--------------------|---------------------|--------------------|--------------------|--------------------|--------------------|--------------------|
| にんにく | 千葉 | 360 59,832 | | | | | 360 59,832 | | | | | | | |
| | 神奈川 | 90 77,674 | | | | | | | | | | 90 77,674 | | |
| | 香川 | 586 1,353,996 | | | | 47 115,560 | 217 430,704 | 165 408,672 | 149 385,236 | 4 7,776 | 4 6,048 | | | |
| | 長崎 | 38 13,608 | | | | | | 38 13,608 | | | | | | |
| | 熊本 | 64 96,401 | | | | | 10 2,376 | 34 56,117 | 13 24,300 | 7 13,608 | | | | |
| | 鹿児島 | 16 27,540 | | | | 16 27,540 | | | | | | | | |
| | 中国 | 63,094 24,848,169 | 4,949 1,809,594 | 5,375 2,030,189 | 5,769 2,057,227 | 6,717 2,281,516 | 4,929 1,950,891 | 5,212 1,975,316 | 4,652 1,992,188 | 4,635 2,005,139 | 4,420 1,955,165 | 4,967 2,074,638 | 4,872 2,001,780 | 6,597 2,714,526 |
| | スペイン | 1,888 696,367 | 68 25,489 | 96 36,245 | 136 51,150 | 156 56,053 | 188 70,505 | 212 78,242 | 192 70,293 | 232 85,198 | 156 57,288 | 132 48,455 | 152 55,819 | 168 61,630 |
| | 計 | 91,787 66,490,171 | 8,162 6,898,693 | 8,465 6,448,196 | 10,557 9,641,213 | 8,463 6,129,572 | 6,211 3,675,122 | 6,980 4,436,998 | 10,299 7,510,742 | 5,474 3,266,747 | 5,601 3,821,343 | 6,057 3,494,330 | 6,553 5,083,098 | 8,965 6,084,117 |
| | 平均単価 | 724 | 845 | 762 | 913 | 724 | 592 | 636 | 729 | 597 | 682 | 577 | 776 | 679 |
| | らっきょう | 秋田 | 47 20,272 | | | | | | 47 20,272 | | | | | |
| 茨城 | | 4,147 1,193,508 | | | | | 80 54,000 | 2,739 917,568 | 1,216 209,628 | 112 12,312 | | | | |
| 鳥取 | | 100 61,344 | | | | | 20 7,884 | 80 53,460 | | | | | | |
| 宮崎 | | 40 28,944 | | | | | 40 28,944 | | | | | | | |
| 鹿児島 | | 60 37,638 | | | | | 40 20,358 | 20 17,280 | | | | | | |
| 沖縄 | | 136 122,256 | 5 6,480 | 18 20,736 | 22 21,060 | 39 38,880 | 52 35,100 | | | | | | | |
| 計 | | 4,530 1,463,962 | 5 6,480 | 18 20,736 | 22 21,060 | 39 38,880 | 232 146,286 | 2,886 1,008,580 | 1,216 209,628 | 112 12,312 | | | | |
| 平均単価 | | 323 | 1,296 | 1,133 | 975 | 989 | 632 | 349 | 172 | 110 | | | | |
| その他土物類 | 秋田 | 3,408 1,566,749 | 360 106,731 | 170 67,522 | 60 12,960 | | | | 46 28,760 | 4 302 | 40 13,155 | 360 55,687 | 2,045 1,156,914 | 323 124,718 |
| | 北海道 | 1,043 825,803 | 65 32,184 | 61 25,473 | 6 7,163 | | 1,134 | 1,133 | 1 1,493 | 1 1,638 | 1 1,485 | 59 67,530 | 126 114,642 | 723 571,928 |
| | 青森 | 20 23,274 | | 1 1,296 | 4 7,776 | | | | | | | 3 5,076 | 5 4,590 | 7 4,536 |
| | 計 | | | | | | | | | | | | | |

品目別産地別月別取扱高(野菜)

令和3年1月～令和3年12月

上段 = 数量、下段 = 金額
単位：数量 = kg、金額 = 円

| 品目名 | 産地名 | 合計 | 1月 | 2月 | 3月 | 4月 | 5月 | 6月 | 7月 | 8月 | 9月 | 10月 | 11月 | 12月 | |
|--------|-------|--------------------|----------------|----------------|----------------|----------------|----------------|----------------|----------------|----------------|----------------|----------------|--------------------|--------------------|---------------|
| その他土物類 | 宮城 | 1 1,512 | | | | | | | | 1 1,512 | | | | | |
| | 山形 | 70 7,344 | 15 972 | | | | | | | | | | | 55 6,372 | |
| | 茨城 | 3,961 5,027,748 | 252 320,814 | 166 216,108 | 243 315,846 | 298 392,148 | 295 386,856 | 374 469,744 | 254 329,508 | 483 609,282 | 433 547,042 | 375 469,822 | 409 498,078 | 379 472,500 | |
| | 群馬 | 30 8,802 | | | | | | | | | | 18 4,752 | 12 4,050 | | |
| | 千葉 | 3 756 | | 2 432 | | | 1 324 | | | | | | | | |
| | 長野 | 10 10,876 | | | | | | | | | | | | 10 10,876 | |
| | 静岡 | 174 251,370 | 2 6,048 | 27 42,228 | 9 10,962 | | | | 80 112,104 | 32 46,116 | 7 13,068 | | 16 19,656 | 1 1,188 | |
| | 佐賀 | 9 1,620 | | | | | | | | | | | | 9 1,620 | |
| | 鹿児島 | 5 4,007 | | | | | | | | | | | 5 4,007 | | |
| | アメリカ | 1,238 | | | | | | | | | | 1,238 | | | |
| | フランス | 19 16,956 | | | 5 3,564 | | | | 5 3,780 | | | 2 2,160 | 2 2,592 | 5 4,860 | |
| | 計 | 8,753 7,748,055 | 694 466,749 | 426 353,059 | 326 358,271 | 298 392,148 | 296 388,314 | 379 474,657 | 381 471,865 | 521 658,850 | 481 574,750 | 817 606,265 | 2,622 1,804,529 | 1,512 1,198,598 | |
| | 平均単価 | 885 | 672 | 828 | 1,098 | 1,316 | 1,311 | 1,251 | 1,238 | 1,263 | 1,195 | 742 | 689 | 793 | |
| | わさび | 秋田 | 55 280,174 | | | | 24 58,061 | 4 875 | | | | | | | 27 221,238 |
| | | 岩手 | 11 27,216 | | | | 11 27,216 | | | | | | | | |
| | | 茨城 | 1 3,996 | | | 1 2,376 | 1,620 | | | | | | | | |
| 静岡 | | 305 2,360,417 | 17 138,888 | 31 136,928 | 32 177,428 | 22 160,845 | 34 164,538 | 27 146,423 | 18 172,724 | 23 183,804 | 24 194,832 | 12 145,903 | 20 245,927 | 45 492,177 | |
| 徳島 | | 6,480 | | 6,480 | | | | | | | | | | | |
| 福岡 | | 2 2,160 | | | | 2 2,160 | | | | | | | | | |
| 計 | | 374 2,680,443 | 17 138,888 | 31 143,408 | 33 179,804 | 59 249,902 | 38 165,413 | 27 146,423 | 18 172,724 | 23 183,804 | 24 194,832 | 12 145,903 | 20 245,927 | 72 713,415 | |
| 平均単価 | 7,158 | 8,317 | 4,676 | 5,459 | 4,267 | 4,314 | 5,453 | 9,490 | 7,960 | 8,008 | 12,578 | 12,055 | 9,801 | | |

品目別産地別月別取扱高(野菜)

令和3年1月～令和3年12月

上段 = 数量、下段 = 金額
単位：数量 = kg、金額 = 円

| 品目名 | 産地名 | 合計 | 1月 | 2月 | 3月 | 4月 | 5月 | 6月 | 7月 | 8月 | 9月 | 10月 | 11月 | 12月 | |
|-------|------|----------------------|--------------------|--------------------|--------------------|--------------------|--------------------|--------------------|--------------------|--------------------|--------------------|--------------------|--------------------|--------------------|--------------|
| しょうが | 秋田 | 193 112,620 | | | | | | | | | 39 26,006 | 120 66,235 | 34 20,379 | | |
| | 茨城 | 174 135,000 | | | | 4 3,888 | | 64 60,372 | 105 69,552 | 1 1,188 | | | | | |
| | 千葉 | 2,201 1,437,534 | | 225 148,554 | 203 132,354 | 180 117,450 | 266 165,402 | 298 194,562 | 219 128,736 | | 228 162,864 | 180 124,848 | 236 157,680 | 166 105,084 | |
| | 静岡 | 192 214,866 | | | 8 16,632 | 33 46,224 | 50 29,754 | 101 122,256 | | | | | | | |
| | 和歌山 | 324 203,040 | | | | | | | 24 15,660 | 300 187,380 | | | | | |
| | 高知 | 41,073 35,807,359 | 2,551 2,274,804 | 2,769 2,382,696 | 3,417 3,029,238 | 3,370 2,990,898 | 4,150 3,827,142 | 4,502 3,937,734 | 4,365 3,683,750 | 3,565 3,042,328 | 2,931 2,604,398 | 2,770 2,372,166 | 2,683 2,320,866 | 4,000 3,341,339 | |
| | 熊本 | 18,219 17,124,240 | 1,176 1,101,755 | 1,126 1,054,670 | 1,406 1,323,437 | 1,344 1,267,449 | 1,800 1,707,826 | 1,867 1,780,084 | 2,190 2,054,701 | 1,829 1,716,997 | 1,411 1,330,595 | 1,344 1,262,556 | 1,226 1,154,339 | 1,500 1,369,831 | |
| | 中国 | 27,715 13,686,689 | 1,699 830,250 | 1,894 962,658 | 2,180 1,104,149 | 2,255 1,124,172 | 2,306 1,150,740 | 2,296 1,151,820 | 2,603 1,307,718 | 2,453 1,226,502 | 2,302 1,130,436 | 2,555 1,223,910 | 2,475 1,180,224 | 2,697 1,294,110 | |
| | 計 | 90,091 68,721,348 | 5,426 4,206,809 | 6,014 4,548,578 | 7,214 5,605,810 | 7,187 5,550,081 | 8,572 6,880,864 | 9,128 7,246,828 | 9,504 7,260,117 | 8,148 6,174,395 | 6,912 5,254,299 | 6,968 5,049,715 | 6,655 4,833,488 | 8,363 6,110,364 | |
| | 平均単価 | 763 | 775 | 756 | 777 | 772 | 803 | 794 | 764 | 758 | 760 | 725 | 726 | 731 | |
| とうがらし | 秋田 | 463 191,074 | 648 | | | | | | | 9 7,684 | 125 37,202 | 180 71,356 | 65 18,964 | 3 281 | 81 54,939 |
| | 青森 | 10 3,780 | | | | | | | | 10 3,780 | | | | | |
| | 静岡 | 3 4,212 | | | | | | | | | | | 3 4,212 | | |
| | 京都 | 180 279,484 | | | | 2 2,970 | 8 11,664 | 15 25,546 | 68 106,855 | 41 51,773 | 15 50,490 | 29 24,462 | | | 2 5,724 |
| | 大阪 | 16 10,584 | | 6 8,748 | | | 2 972 | | | | | | | 8 864 | |
| | 鳥取 | 1 11,664 | | 1,512 | 4,752 | 1,555 | | | 3,845 | | | | | | |
| | 島根 | 1 9,244 | | 3,067 | | 3,110 | 3,067 | | | | | | | | |
| | 徳島 | 5 4,374 | | | 3 4,212 | 2 162 | | | | | | | | | |
| | 愛媛 | 4 6,480 | | | | | | | | | | | | 4 6,480 | |
| | 高知 | 793 952,754 | 53 49,572 | 57 54,432 | 54 67,392 | 77 91,368 | 50 74,714 | 28 48,276 | 75 112,914 | 131 136,566 | 62 90,072 | 68 77,112 | 60 65,556 | 78 84,780 | |
| | 福岡 | 1 7,689 | | | | | | | 1,555 | 5,378 | 756 | | | | |

品目別産地別月別取扱高(野菜)

令和3年1月～令和3年12月

上段 = 数量、下段 = 金額
単位：数量 = kg、金額 = 円

| 品目名 | 産地名 | 合計 | 1月 | 2月 | 3月 | 4月 | 5月 | 6月 | 7月 | 8月 | 9月 | 10月 | 11月 | 12月 | |
|-------|------|----------------------|--------------------|--------------------|--------------------|--------------------|--------------------|--------------------|--------------------|--------------------|--------------------|--------------------|--------------------|--------------------|-------------|
| とうがらし | 熊本 | 3,132 | | | | | | | | | | | | 3,132 | |
| | 大分 | 5 6,480 | | | | | | | 5 6,480 | | | | | | |
| | 宮崎 | 3 45,617 | 2 15,379 | | | | | | | | 1 10,130 | 6,220 | 6,890 | | |
| | 中国 | 192 475,644 | 17 38,259 | 13 27,141 | 16 37,330 | 11 33,188 | 19 49,993 | 12 33,566 | 16 39,302 | 19 52,748 | 14 29,678 | 12 30,478 | 27 63,321 | 16 40,640 | |
| | 計 | 1,675 2,012,212 | 71 103,858 | 76 94,900 | 73 113,686 | 93 133,325 | 77 139,438 | 55 112,788 | 174 278,613 | 329 289,823 | 271 251,726 | 174 157,236 | 105 147,604 | 177 189,215 | |
| | 平均単価 | 1,201 | 1,470 | 1,248 | 1,558 | 1,429 | 1,808 | 2,041 | 1,604 | 881 | 930 | 905 | 1,407 | 1,067 | |
| カイワレ | 秋田 | 43,421 25,658,482 | 4,043 2,329,259 | 3,990 2,279,497 | 4,398 2,498,564 | 4,413 2,486,348 | 4,336 2,444,768 | 4,567 2,561,390 | 4,055 2,380,640 | 3,607 2,207,036 | 2,570 1,629,247 | 2,358 1,534,110 | 2,306 1,506,542 | 2,778 1,801,081 | |
| | 岩手 | 3 1,210 | | | 3 1,210 | | | | | | | | | | |
| | 宮城 | 8 3,629 | | | | | 8 3,629 | | | | | | | | |
| | 千葉 | 3,442 1,828,006 | 259 136,695 | 268 142,141 | 304 161,643 | 295 154,082 | 286 152,423 | 310 164,668 | 340 179,790 | 311 167,395 | 275 146,223 | 244 130,500 | 233 124,151 | 317 168,295 | |
| | 計 | 46,873 27,491,327 | 4,302 2,465,954 | 4,257 2,421,638 | 4,704 2,661,417 | 4,707 2,640,430 | 4,631 2,600,820 | 4,878 2,726,058 | 4,394 2,560,430 | 3,919 2,374,431 | 2,846 1,775,470 | 2,602 1,664,610 | 2,539 1,630,693 | 3,094 1,969,376 | |
| | 平均単価 | 587 | 573 | 569 | 566 | 561 | 562 | 559 | 583 | 606 | 624 | 640 | 642 | 636 | |
| 芽類 | 秋田 | 50 236,434 | 3 15,066 | | 1,134 | | 2 27,054 | 2 8,370 | 32 137,625 | 8 14,029 | 2 16,794 | 1 | | 8,910 | |
| | 茨城 | 1 485 | | | | | | 97 194 | | | | 194 | | | |
| | 栃木 | 4,698 | | | 4,698 | | | | | | | | | | |
| | 群馬 | 4,752 | | | | | | | 3,024 | | | 1,026 | | 702 | |
| | 埼玉 | 42 733,881 | 2 23,409 | 4 49,761 | 8 135,864 | 5 88,317 | 3 29,727 | 5 54,999 | 4 81,475 | 1 25,569 | 2 40,230 | 3 55,220 | 2 51,570 | 3 97,740 | |
| | 千葉 | 801 | | | | | | | | | | | 801 | | |
| | 東京 | 20 79,732 | | 2,406 | 1,686 | 2,695 | 527 | | 1 3,701 | 1 9,091 | 2 11,002 | 2 6,301 | 3 10,425 | 4 14,909 | 6 16,989 |
| | 山梨 | 2 11,998 | | | | | | 1,202 | 3,263 | | 1 2,038 | 1 2,060 | | 401 | 3,034 |
| | 岐阜 | 245 256,185 | 12 13,408 | 17 19,053 | 34 17,420 | 16 17,964 | 24 27,217 | 20 22,318 | 25 28,305 | 17 19,596 | 17 19,596 | 22 24,495 | 17 19,596 | 24 27,217 | |

品目別産地別月別取扱高(野菜)

令和3年1月～令和3年12月

上段 = 数量、下段 = 金額
単位：数量 = kg、金額 = 円

| 品目名 | 産地名 | 合計 | 1月 | 2月 | 3月 | 4月 | 5月 | 6月 | 7月 | 8月 | 9月 | 10月 | 11月 | 12月 |
|------|------|------------|--------|--------|--------|--------|--------|--------|--------|-----------|-----------|---------|---------|---------|
| 芽類 | | 136 | 7 | 6 | 9 | 9 | 13 | 12 | 12 | 9 | 11 | 13 | 15 | 20 |
| | 愛知 | 914,229 | 35,802 | 42,714 | 64,163 | 59,837 | 75,126 | 73,824 | 75,223 | 62,316 | 72,792 | 87,853 | 109,669 | 154,910 |
| | 広島 | 5,508 | | | 2,808 | | | 2,700 | | | | | | |
| | 福岡 | 689,723 | 14 | 20 | 22 | 18 | 23 | 16 | 21 | 23 | 15 | 16 | 22 | 33 |
| | 佐賀 | 14,310 | | | 7,560 | 6,750 | | | | | | | | |
| | 熊本 | 540 | | | 540 | | | | | | | | | |
| | 大分 | 12,231 | | | 3,051 | | 9,180 | | | | | | | |
| | 宮崎 | 324 | | 324 | | | | | | | | | | |
| | 計 | 2,965,831 | 38 | 47 | 75 | 53 | 67 | 87 | 72 | 55 | 50 | 57 | 61 | 86 |
| | 平均単価 | 3,965 | 3,509 | 3,378 | 3,897 | 4,786 | 3,195 | 3,956 | 3,936 | 3,446 | 3,738 | 4,019 | 4,490 | 4,720 |
| しそ | 秋田 | 918,142 | | 2 | 3 | | | 8 | 961 | 50 | 76 | 25 | 2 | |
| | 青森 | 3,205 | | | 3,205 | | | | | | | | | |
| | 宮城 | 464,238 | | | | | | 483 | 486 | 8 | | | | |
| | 茨城 | 10,873,451 | 231 | 196 | 235 | 263 | 266 | 315 | 356 | 392 | 266 | 246 | 248 | 293 |
| | 群馬 | 2,970 | | | | | | 1 | | | | | | |
| | 神奈川 | 690,941 | | | | | | 460 | 894 | 20 | | 30 | 30 | 20 |
| | 愛知 | 73,587,820 | 1,789 | 1,907 | 2,072 | 2,036 | 1,864 | 2,494 | 3,239 | 2,026 | 1,601 | 1,808 | 1,569 | 1,928 |
| | 和歌山 | 1,296 | | | | | | | | | | | | 1,296 |
| | 計 | 86,542,063 | 2,020 | 2,104 | 2,311 | 2,299 | 2,130 | 3,761 | 5,935 | 2,496 | 1,943 | 2,109 | 1,850 | 2,241 |
| | 平均単価 | 2,774 | 2,276 | 1,953 | 2,366 | 2,831 | 3,121 | 2,149 | 1,909 | 4,363 | 3,316 | 2,801 | 3,313 | 4,655 |
| みょうが | 秋田 | 6,946,611 | | | | | | | 6 | 4,235 | 3,927 | 464 | | |
| | 青森 | 126,565 | | | | | | | 11,837 | 4,227,787 | 2,443,553 | 263,434 | | |
| | | | | | | | | | | 67 | 175 | | | |
| | | | | | | | | | | 38,340 | 88,225 | | | |

品目別産地別月別取扱高(野菜)

令和3年1月～令和3年12月

上段 = 数量、下段 = 金額
単位：数量 = kg、金額 = 円

| 品目名 | 産地名 | 合計 | 1月 | 2月 | 3月 | 4月 | 5月 | 6月 | 7月 | 8月 | 9月 | 10月 | 11月 | 12月 | |
|------|------|----------------------|----------------|----------------|--------------------|--------------------|--------------------|--------------------|---------------------|--------------------|--------------------|--------------------|--------------------|--------------------|-----|
| みょうが | 宮城 | 15 33,402 | | | | | | 9 13,930 | 4 12,992 | 2 6,480 | | | | | |
| | 山形 | 11 8,089 | | | | | | | | | 11 8,089 | | | | |
| | 茨城 | 13 15,023 | | | 5 4,812 | | 4 5,724 | | 4 4,487 | | | | | | |
| | 栃木 | 3 5,627 | 1 2,290 | | 2 3,337 | | | | | | | | | | |
| | 群馬 | 519 812,052 | | | 27 27,756 | 109 135,000 | 117 191,052 | 98 168,361 | 38 77,015 | 36 57,672 | 65 110,160 | 29 45,036 | | | |
| | 千葉 | 58 77,760 | | 1 1,728 | 22 54,000 | 31 15,120 | 4 6,912 | | | | | | | | |
| | 愛知 | 1 1,642 | | | | 1 1,642 | | | | | | | | | |
| | 高知 | 18,729 37,270,691 | 260 865,968 | 454 884,051 | 1,065 1,848,967 | 1,183 2,213,467 | 1,874 3,519,896 | 4,265 7,399,471 | 6,006 11,842,204 | 1,441 3,921,061 | 576 960,081 | 734 1,286,367 | 562 1,303,553 | 309 1,225,605 | |
| | 計 | 28,222 45,297,462 | 261 868,258 | 455 885,779 | 1,120 1,938,872 | 1,323 2,365,229 | 2,002 3,723,584 | 4,372 7,581,762 | 6,057 11,948,535 | 5,781 8,251,340 | 4,753 3,610,108 | 1,227 1,594,837 | 562 1,303,553 | 309 1,225,605 | |
| | 平均単価 | 1,605 | 3,325 | 1,948 | 1,731 | 1,788 | 1,860 | 1,734 | 1,973 | 1,427 | 759 | 1,300 | 2,322 | 3,972 | |
| 食用菊 | 秋田 | 16,436 23,809,798 | 20 26,676 | 3 6,264 | 11 27,540 | 26 100,764 | 959 1,613,270 | 2,570 3,872,762 | 2,754 4,762,189 | 2,779 5,129,134 | 1,985 2,861,425 | 3,976 3,931,766 | 1,159 1,192,240 | 194 285,768 | |
| | 青森 | 25 54,000 | | | | | | | 25 54,000 | | | | | | |
| | 山形 | 4,353 4,778,277 | 592 654,426 | 54 63,072 | | | 120 209,088 | 121 155,844 | 144 104,328 | 92 115,344 | 407 501,228 | 574 516,834 | 1,021 1,134,255 | 1,228 1,323,858 | |
| | 沖縄 | 597 1,434,095 | 70 129,060 | 141 396,155 | 313 698,637 | 50 160,736 | 23 49,507 | | | | | | | | |
| | 計 | 21,411 30,076,170 | 682 810,162 | 198 465,491 | 324 726,177 | 76 261,500 | 1,102 1,871,865 | 2,691 4,028,606 | 2,923 4,920,517 | 2,871 5,244,478 | 2,392 3,362,653 | 4,549 4,448,600 | 2,180 2,326,495 | 1,423 1,609,626 | |
| | 平均単価 | 1,405 | 1,188 | 2,349 | 2,241 | 3,445 | 1,699 | 1,497 | 1,683 | 1,827 | 1,406 | 978 | 1,067 | 1,131 | |
| | ハーブ類 | 秋田 | 24 20,058 | | | | | 1 680 | 4 4,645 | 11 8,446 | 4 1,664 | 2 1,361 | 2 2,646 | | 616 |
| | | 北海道 | 13 33,167 | | | | | | 9 22,594 | | 2 4,104 | 1 3,132 | | 1 3,132 | |
| | | 青森 | 527 | | | | | | | | | 527 | | | |
| | | 岩手 | 34 113,076 | | | 5 15,984 | 2 6,696 | 9 30,132 | 9 30,132 | 8 26,784 | 1 3,348 | | | | |
| 福島 | | 6 14,046 | 3 4,752 | 648 | 864 | 216 | | | 1 989 | 1 270 | | | 907 | 5,400 | |

品目別産地別月別取扱高(野菜)

令和3年1月～令和3年12月

上段 = 数量、下段 = 金額
単位：数量 = kg、金額 = 円

| 品目名 | 産地名 | 合計 | 1月 | 2月 | 3月 | 4月 | 5月 | 6月 | 7月 | 8月 | 9月 | 10月 | 11月 | 12月 | |
|------|-------|---------------------|----------------|----------------|------------------|------------------|------------------|------------------|------------------|------------------|------------------|------------------|------------------|------------------|--------------|
| ハーブ類 | 茨城 | 2,024 4,644,497 | 193 441,526 | 184 420,000 | 199 450,108 | 249 580,515 | 174 393,705 | 114 253,079 | 139 302,257 | 141 324,875 | 165 383,436 | 146 339,968 | 175 412,353 | 145 342,675 | |
| | 栃木 | 280 835,426 | 1 8,547 | 1 8,815 | 2 14,120 | 4 20,743 | 13 42,842 | 54 145,709 | 56 155,967 | 56 151,759 | 49 126,894 | 37 108,817 | 4 29,400 | 3 21,813 | |
| | 群馬 | 127 395,793 | 2 6,264 | 2 6,264 | 8 25,056 | 16 50,112 | 18 54,405 | 13 40,716 | 12 37,584 | 12 37,584 | 7 21,924 | 14 43,848 | 12 37,584 | 11 34,452 | |
| | 埼玉 | 2 2,668 | | | | | | | | | | | 2 2,668 | | |
| | 千葉 | 1,045 2,242,130 | 10 28,505 | 30 65,302 | 63 132,496 | 50 107,786 | 69 139,339 | 123 258,146 | 113 255,037 | 70 151,346 | 63 140,766 | 144 298,583 | 142 300,861 | 168 363,963 | |
| | 神奈川 | 1 4,326 | | | | | | | | 1 4,326 | | | | | |
| | 新潟 | 884 4,273,095 | 43 204,339 | 71 320,722 | 83 391,312 | 83 408,720 | 74 358,740 | 82 380,662 | 83 416,021 | 91 438,827 | 72 353,249 | 64 327,267 | 62 311,390 | 76 361,846 | |
| | 石川 | 1 916 | | | | | | | 1 916 | | | | | | |
| | 山梨 | 8 23,527 | | | | 401 | | | | 4 12,528 | 3 9,396 | | | | 1 1,202 |
| | 長野 | 51 97,233 | 1 5,015 | 1 2,429 | 2 4,077 | 4 9,344 | 7 5,241 | 2 4,465 | 3 10,170 | 3 7,540 | 7 12,195 | 5 10,481 | 9 13,659 | 7 12,617 | |
| | 静岡 | 79 247,481 | | | 4 12,528 | 11 33,496 | 15 47,462 | 10 31,320 | 12 37,584 | 3 9,396 | | 8 25,056 | | | 16 50,112 |
| | 愛知 | 662 1,239,624 | 42 87,610 | 52 126,855 | 66 123,630 | 107 68,671 | 70 62,175 | 47 85,073 | 46 72,317 | 36 32,912 | 16 48,080 | 34 83,954 | 55 123,807 | 91 324,540 | |
| | 三重 | 6 14,737 | | | | | 3 7,182 | | | | 1 2,074 | 1 2,565 | | 1 2,916 | |
| | 岡山 | 270 | | | | 270 | | | | | | | | | |
| | 福岡 | 20 30,585 | 6 5,832 | 2 1,544 | | 1 4,482 | 2 3,478 | 2 864 | 1 615 | 1 216 | | | 2 2,376 | | 3 8,802 |
| | 大分 | 108 | | 108 | | | | | | | | | | | |
| | 沖縄 | 88 237,739 | 4 8,208 | 7 16,216 | 1 3,607 | 8 26,001 | 8 17,663 | 4 11,313 | | | 14 33,399 | 10 25,704 | 6 18,533 | 11 31,914 | 15 45,181 |
| | オランダ | 1 2,916 | | | | | | | | | | | | | 1 2,916 |
| | イスラエル | 962 | | | 962 | | | | | | | | | | |
| | 計 | 5,355 14,474,907 | 303 800,598 | 352 968,903 | 433 1,174,744 | 538 1,317,453 | 463 1,163,044 | 472 1,269,634 | 490 1,340,830 | 436 1,208,710 | 394 1,122,088 | 465 1,264,197 | 471 1,269,187 | 538 1,575,519 | |
| 平均単価 | 2,703 | 2,639 | 2,751 | 2,713 | 2,448 | 2,514 | 2,693 | 2,738 | 2,775 | 2,850 | 2,716 | 2,693 | 2,928 | | |

品目別産地別月別取扱高(野菜)

令和3年1月～令和3年12月

上段 = 数量、下段 = 金額
単位：数量 = kg、金額 = 円

| 品目名 | 産地名 | 合計 | 1月 | 2月 | 3月 | 4月 | 5月 | 6月 | 7月 | 8月 | 9月 | 10月 | 11月 | 12月 | |
|----------|---------------|--------------------|--------------------|----------------|--------------------|----------------|----------------|----------------|---------------|---------------|---------------|---------------|----------------|----------------|-------|
| その他香辛妻物類 | 秋田 | 3,705 4,805,640 | 204 424,293 | 550 841,656 | 1,233 1,788,345 | 430 577,920 | 103 65,140 | 223 153,743 | 3 993 | 15 12,031 | 70 30,618 | 104 57,132 | 270 252,079 | 500 601,690 | |
| | 北海道 | 2 8,748 | 1 3,402 | 1,944 | | | | | | | | 1 3,402 | | | |
| | 青森 | 271 90,126 | | | | | | 200 12,960 | | | | 6 6,588 | 34 36,720 | 31 33,858 | |
| | 宮城 | 606 1,137,764 | 270 799,200 | | 83 745 | 90 79,002 | 50 74,909 | 24 42,336 | 22 27,000 | 29 29,203 | 15 32,508 | 16 21,384 | 16 19,224 | 7 12,253 | |
| | 山形 | 68 69,908 | | 5 8,640 | 12 17,204 | 10 14,580 | 6 8,748 | 1 1,458 | | 1 1,458 | | 21 16,308 | 12 1,512 | | |
| | 福島 | 15 42,066 | | 14 32,022 | | | | | | | | | | 1 10,044 | |
| | 茨城 | 163 354,396 | 6 9,418 | 19 38,432 | 7 16,319 | 15 24,176 | 8 20,272 | 12 29,236 | 14 22,659 | 6 28,746 | 12 22,399 | 28 53,805 | 23 55,857 | 13 33,077 | |
| | 栃木 | 1 5,108 | | | | 1 1,544 | | | | | | | 3,564 | | |
| | 埼玉 | 145 188,416 | 25 23,760 | 5 6,480 | 3 3,888 | 13 29,160 | 20 30,132 | 26 28,728 | 20 27,787 | | 3 1,545 | 3 3,240 | 26 8,100 | 1 23,976 | 1,620 |
| | 千葉 | 176 392,285 | 13 23,431 | 18 29,333 | 52 62,705 | 22 42,854 | 20 47,175 | 4 24,580 | 5 27,821 | 9 23,988 | 1 20,908 | 8 18,749 | 15 35,781 | 9 34,960 | |
| | 東京 | 51 49,245 | | 3 6,491 | 2 3,078 | 2 1,782 | | | | | | 24 24,156 | 20 13,738 | | |
| | 神奈川 | 2,872 3,200,424 | 2,836 3,165,480 | | | | | | | | | 6 2,544 | | 30 32,400 | |
| | 新潟 | 18 66,420 | | 14 33,588 | | | | | | | | | | 4 32,832 | |
| | 山梨 | 10 4,860 | | | | | | 10 4,860 | | | | | | | |
| | 静岡 | 60 178,692 | 11 17,153 | | 1 3,121 | 5 8,036 | 4 7,440 | 2 2,722 | 1 6,308 | 26 121,073 | 2 3,478 | 4 1,728 | 2 1,080 | 2 6,221 | |
| | 愛知 | 1,155 3,653,840 | 81 214,566 | 110 221,444 | 91 330,615 | 74 293,635 | 100 264,970 | 205 228,860 | 98 272,721 | 54 323,626 | 47 179,625 | 61 213,487 | 86 450,174 | 148 660,117 | |
| | 大阪 | 20 15,120 | | | | | 20 15,120 | | | | | | | | |
| | 兵庫 | 1,658 | 1,658 | | | | | | | | | | | | |
| | 奈良 | 1 3,888 | | | | | | | | | | 1 3,888 | | | |
| | 岡山 | 3 2,970 | | | 3 2,970 | | | | | | | | | | |
| 徳島 | 68 519,747 | 1 7,938 | 4 25,331 | 4 27,216 | 4 26,475 | 2 21,209 | 3 28,496 | 4 35,257 | 4 30,645 | 4 33,291 | 5 43,308 | 11 81,805 | 22 158,776 | | |

品目別産地別月別取扱高(野菜)

令和3年1月～令和3年12月

上段 = 数量、下段 = 金額
単位：数量 = kg、金額 = 円

| 品目名 | 産地名 | 合計 | 1月 | 2月 | 3月 | 4月 | 5月 | 6月 | 7月 | 8月 | 9月 | 10月 | 11月 | 12月 | |
|----------|----------|------------------------|----------------------|----------------------|----------------------|----------------------|----------------------|---------------------|---------------------|---------------------|---------------------|----------------------|----------------------|----------------------|--------------|
| その他香辛妻物類 | 高知 | 166 239,376 | 35 33,587 | 33 44,270 | 21 38,785 | 21 40,392 | 12 16,305 | 6 5,205 | 21 23,375 | 1 1,008 | 1 607 | | 4 6,017 | 11 29,561 | |
| | 福岡 | 238 592,407 | 18 48,708 | 13 46,440 | 22 40,932 | 15 48,492 | 61 80,784 | 25 51,084 | 18 48,449 | 9 38,934 | 8 24,300 | 17 55,895 | 12 39,647 | 20 68,742 | |
| | 大分 | 59 315,468 | | | | | | | 1 5,508 | 58 308,448 | | | | 1,512 | |
| | 宮崎 | 4 6,102 | | | | 2 1,782 | | 2 4,320 | | | | | | | |
| | 鹿児島 | 7 45,360 | | | | 7 45,360 | | | | | | | | | |
| | 沖縄 | 267 220,158 | 8 5,832 | 60 49,572 | 69 49,896 | 54 51,138 | 1 2,376 | | | | | | | 22 18,576 | 53 42,768 |
| | フィリピン | 275 396,267 | 1 3,564 | | | 74 113,354 | 98 125,190 | 83 126,597 | 19 27,562 | | | | | | |
| | タイ | 678 1,121,456 | 56 88,992 | 47 79,704 | 67 105,516 | 35 45,954 | 12 20,088 | 23 39,960 | 93 144,137 | 73 117,828 | 65 108,648 | 69 113,832 | 68 121,392 | 70 135,405 | |
| | アメリカ | 1,030 | | | | | | | | | | | 1,030 | | |
| | ニュージーランド | 2 2,700 | | | | | | | | | | | | 2 2,700 | |
| | 計 | 11,105 17,731,645 | 3,566 4,870,982 | 896 1,465,679 | 1,587 2,491,335 | 866 1,445,636 | 559 799,858 | 875 785,145 | 321 669,577 | 276 1,038,533 | 242 459,622 | 374 649,164 | 623 1,160,278 | 920 1,895,836 | |
| | 平均単価 | 1,597 | 1,366 | 1,635 | 1,570 | 1,669 | 1,431 | 898 | 2,088 | 3,759 | 1,899 | 1,736 | 1,863 | 2,061 | |
| 生しいたけ | 秋田 | 150,091 127,774,367 | 12,400 10,705,141 | 12,897 11,030,214 | 13,165 11,354,262 | 12,519 10,177,186 | 12,563 10,311,523 | 10,889 9,334,070 | 10,253 8,606,040 | 10,330 9,037,987 | 11,229 9,413,394 | 12,393 10,968,100 | 14,278 12,045,180 | 17,175 14,791,270 | |
| | 青森 | 118 93,528 | | | 98 76,248 | | | | 20 17,280 | | | | | | |
| | 岩手 | 3 1,620 | | | | | | | | | | 3 1,620 | | | |
| | 熊本 | 30 25,920 | 30 25,920 | | | | | | | | | | | | |
| | 計 | 150,242 127,895,435 | 12,430 10,731,061 | 12,897 11,030,214 | 13,263 11,430,510 | 12,519 10,177,186 | 12,563 10,311,523 | 10,889 9,334,070 | 10,273 8,623,320 | 10,330 9,037,987 | 11,229 9,413,394 | 12,396 10,969,720 | 14,278 12,045,180 | 17,175 14,791,270 | |
| | 平均単価 | 851 | 863 | 855 | 862 | 813 | 821 | 857 | 839 | 875 | 838 | 885 | 844 | 861 | |
| まつたけ | 秋田 | 7 81,637 | | | | | | | | | 6 23,749 | 1 54,648 | 3,240 | | |
| | 青森 | 1 18,900 | | | | | | | | | 1 18,900 | | | | |
| | 岩手 | 14 519,242 | | | | | | | | | 14 487,922 | 31,320 | | | |

品目別産地別月別取扱高(野菜)

令和3年1月～令和3年12月

上段 = 数量、下段 = 金額
単位：数量 = kg、金額 = 円

| 品目名 | 産地名 | 合計 | 1月 | 2月 | 3月 | 4月 | 5月 | 6月 | 7月 | 8月 | 9月 | 10月 | 11月 | 12月 |
|-------|------|-----------------------|---------------------|---------------------|---------------------|---------------------|---------------------|---------------------|---------------------|---------------------|---------------------|---------------------|---------------------|---------------------|
| まつたけ | 山形 | 1 39,960 | | | | | | | | | 1 39,960 | | | |
| | 長野 | 11 636,647 | | | | | | | | | 3 174,407 | 8 462,240 | | |
| | 中国 | 171 3,053,931 | | | | | | | | 9 107,460 | 33 510,825 | 121 2,258,202 | 8 177,444 | |
| | アメリカ | 2 18,900 | | | | | | | | | | | | 2 18,900 |
| | カナダ | 3 36,720 | | | | | | | | | 1 14,580 | 2 22,140 | | |
| | 計 | 209 4,405,937 | | | | | | | | 9 107,460 | 58 1,270,343 | 132 2,828,550 | 10 199,584 | |
| | 平均単価 | 21,031 | | | | | | | | | 11,940 | 21,878 | 21,339 | 20,201 |
| なめこ | 秋田 | 154,237 67,412,820 | 11,260 5,137,344 | 11,448 5,216,400 | 12,648 5,705,640 | 13,308 5,810,076 | 12,172 5,332,176 | 11,396 4,937,976 | 14,156 5,277,636 | 10,366 4,274,964 | 11,322 4,960,094 | 14,145 6,417,025 | 15,499 7,143,993 | 16,517 7,199,496 |
| | 岩手 | 60 38,880 | | | | | 60 38,880 | | | | | | | |
| | 山形 | 22,677 13,882,730 | 1,820 1,106,010 | 1,933 1,155,731 | 1,732 1,040,001 | 1,782 1,073,253 | 1,485 895,822 | 1,558 958,139 | 1,385 850,649 | 1,649 1,005,864 | 2,348 1,451,861 | 2,479 1,562,377 | 1,969 1,215,886 | 2,537 1,567,137 |
| | 長野 | 4,680 1,772,388 | 440 187,056 | 520 213,408 | 360 135,864 | 260 92,664 | 260 92,664 | 260 92,664 | 280 93,312 | 260 85,644 | 440 151,200 | 520 198,720 | 560 215,784 | 520 213,408 |
| | 計 | 181,654 83,106,818 | 13,520 6,430,410 | 13,901 6,585,539 | 14,740 6,881,505 | 15,350 6,975,993 | 13,977 6,359,542 | 13,214 5,988,779 | 15,821 6,221,597 | 12,275 5,366,472 | 14,110 6,563,155 | 17,144 8,178,122 | 18,028 8,575,663 | 19,574 8,980,041 |
| | 平均単価 | 458 | 476 | 474 | 467 | 454 | 455 | 453 | 393 | 437 | 465 | 477 | 476 | 459 |
| | 宮城 | 40,560 8,817,703 | 3,870 1,227,150 | 4,566 1,329,696 | 5,166 714,420 | 2,430 338,580 | 2,490 473,040 | 2,490 529,297 | 2,160 353,160 | 2,280 317,520 | 2,448 583,200 | 4,260 1,056,888 | 4,260 939,600 | 4,140 955,152 |
| えのきだけ | 山形 | 1 1,901 | 1 1,901 | | | | | | | | | | | |
| | 千葉 | 6 17,496 | | | | | 6 17,496 | | | | | | | |
| | 新潟 | 52,158 11,257,120 | 3,258 974,754 | 4,158 1,249,052 | 4,830 636,498 | 4,932 691,416 | 4,686 979,225 | 4,746 1,057,341 | 4,668 771,930 | 3,786 591,948 | 3,570 904,900 | 4,476 1,209,492 | 4,620 1,124,280 | 4,428 1,066,284 |
| | 長野 | 39,431 10,546,868 | 3,239 1,204,048 | 3,710 1,216,847 | 3,625 748,115 | 3,329 674,243 | 2,431 640,418 | 2,849 767,263 | 3,036 620,848 | 3,318 634,263 | 2,274 722,229 | 3,457 1,057,117 | 3,495 961,891 | 4,668 1,299,586 |
| | 愛媛 | 180 48,600 | 180 48,600 | | | | | | | | | | | |
| | 計 | 132,336 30,689,688 | 10,547 3,456,453 | 12,434 3,795,595 | 13,620 2,099,033 | 10,691 1,704,239 | 9,613 2,110,179 | 10,085 2,353,901 | 9,864 1,745,938 | 9,384 1,543,731 | 8,292 2,210,329 | 12,193 3,323,497 | 12,375 3,025,771 | 13,238 3,321,022 |
| | 平均単価 | 232 | 328 | 305 | 154 | 159 | 220 | 233 | 177 | 165 | 267 | 273 | 245 | 251 |

品目別産地別月別取扱高(野菜)

令和3年1月～令和3年12月

上段 = 数量、下段 = 金額
単位：数量 = kg、金額 = 円

| 品目名 | 産地名 | 合計 | 1月 | 2月 | 3月 | 4月 | 5月 | 6月 | 7月 | 8月 | 9月 | 10月 | 11月 | 12月 | |
|------|----------------------|-----------------------|----------------------|---------------------|---------------------|---------------------|---------------------|---------------------|---------------------|---------------------|---------------------|---------------------|---------------------|----------------------|--------------------|
| しめじ | 秋田 | 165,057 67,816,321 | 15,353 6,880,291 | 15,721 7,042,572 | 14,842 6,382,098 | 12,888 5,257,170 | 12,265 4,932,252 | 12,414 4,918,752 | 12,038 3,667,302 | 10,772 3,426,462 | 13,694 5,255,874 | 15,239 6,494,256 | 14,317 6,406,884 | 15,514 7,152,408 | |
| | 北海道 | 1,389 903,668 | 63 50,868 | 57 44,388 | 66 50,220 | 21 15,876 | 15 11,340 | 21 15,066 | 3 2,106 | 9 6,480 | 39 27,864 | 36 26,406 | 528 322,347 | 531 330,707 | |
| | 宮城 | 19 13,500 | | 9 6,804 | 10 6,696 | | | | | | | | | | |
| | 茨城 | 3 2,754 | | | | | | | | | | 3 2,754 | | | |
| | 新潟 | 11,175 6,743,651 | 519 349,272 | 536 365,472 | 1,151 675,540 | 1,020 562,443 | 1,533 733,364 | 443 287,130 | 386 244,190 | 555 335,428 | 857 547,161 | 1,138 811,975 | 903 646,648 | 2,134 1,185,028 | |
| | 長野 | 342 251,586 | 18 14,904 | 15 11,340 | 24 18,144 | 48 36,288 | 45 34,020 | 27 19,278 | 39 28,026 | 24 16,848 | 33 23,328 | 12 8,748 | 21 14,904 | 36 25,758 | |
| | 京都 | 106 238,206 | | 3 4,266 | 6 9,072 | 9 14,677 | 4 5,832 | 11 18,500 | 12 19,656 | 9 14,256 | 14 34,398 | 10 35,253 | 12 36,936 | 16 45,360 | |
| | 計 | 178,091 75,969,686 | 15,953 7,295,335 | 16,341 7,474,842 | 16,099 7,141,770 | 13,987 5,886,454 | 13,861 5,716,808 | 12,916 5,258,726 | 12,478 3,961,280 | 11,369 3,799,474 | 14,637 5,888,625 | 16,438 7,379,392 | 15,781 7,427,719 | 18,231 8,739,261 | |
| | 平均単価 | 427 | 457 | 457 | 444 | 421 | 412 | 407 | 317 | 334 | 402 | 449 | 471 | 479 | |
| | まいたけ | 秋田 | 17,626 13,534,096 | 2,220 1,791,720 | 2,218 1,568,754 | 2,205 1,386,234 | 1,989 1,261,764 | 1,408 882,360 | 432 378,864 | 365 320,976 | 271 240,408 | 430 711,850 | 1,047 897,588 | 2,262 1,849,662 | 2,779 2,243,916 |
| 宮城 | | 130 115,409 | | 51 45,360 | 79 70,049 | | | | | | | | | | |
| 群馬 | | 27 22,162 | | | | | 27 22,162 | | | | | | | | |
| 新潟 | | 65,727 57,349,814 | 5,959 5,560,506 | 4,686 4,055,337 | 4,766 3,793,162 | 4,552 3,221,308 | 4,325 3,109,372 | 4,170 2,946,374 | 3,963 2,821,508 | 4,498 3,610,508 | 3,859 3,924,986 | 7,766 7,987,226 | 6,814 6,796,441 | 10,369 9,523,086 | |
| 長野 | | 64 56,619 | | | 9 8,991 | | | | | | 55 47,628 | | | | |
| 計 | | 83,574 71,078,100 | 8,179 7,352,226 | 6,955 5,669,451 | 7,059 5,258,436 | 6,542 4,483,072 | 5,760 4,013,894 | 4,603 3,325,238 | 4,328 3,142,484 | 4,769 3,850,916 | 4,344 4,684,464 | 8,814 8,884,814 | 9,076 8,646,103 | 13,145 11,767,002 | |
| 平均単価 | | 850 | 899 | 815 | 745 | 685 | 697 | 722 | 726 | 807 | 1,078 | 1,008 | 953 | 895 | |
| エリンギ | | 秋田 | 3,283 1,585,354 | 308 169,344 | 574 282,744 | 514 243,562 | 352 164,160 | 822 371,736 | 351 164,592 | 62 26,784 | | 130 72,792 | | | 170 89,640 |
| 宮城 | 40 17,280 | | | 40 17,280 | | | | | | | | | | | |
| 新潟 | 19,101 9,778,302 | 1,699 934,416 | 1,827 905,742 | 2,628 1,116,450 | 2,693 1,154,643 | 1,769 964,126 | 1,366 710,549 | 1,206 605,388 | 1,322 655,749 | 895 575,046 | 1,287 847,044 | 1,247 707,400 | 1,162 601,749 | | |
| 計 | 22,425 11,380,936 | 2,007 1,103,760 | 2,401 1,188,486 | 3,182 1,377,292 | 3,046 1,318,803 | 2,591 1,335,862 | 1,717 875,141 | 1,268 632,172 | 1,322 655,749 | 1,025 647,838 | 1,287 847,044 | 1,247 707,400 | 1,332 691,389 | | |
| 平均単価 | 508 | 550 | 495 | 433 | 433 | 516 | 510 | 499 | 496 | 632 | 658 | 567 | 519 | | |

品目別産地別月別取扱高(野菜)

令和3年1月～令和3年12月

上段 = 数量、下段 = 金額
単位：数量 = kg、金額 = 円

| 品目名 | 産地名 | 合計 | 1月 | 2月 | 3月 | 4月 | 5月 | 6月 | 7月 | 8月 | 9月 | 10月 | 11月 | 12月 | |
|---------|------|----------------------|--------------------|--------------------|------------------|----------------|------------------|--------------------|----------------|----------------|------------------|--------------------|--------------------|--------------------|---------------|
| その他きのこ類 | 秋田 | 4,039 3,636,860 | 641 353,964 | 589 373,610 | 65 57,504 | 19 59,811 | 127 46,436 | 14 33,204 | 18 50,480 | 11 30,288 | 122 398,728 | 264 679,440 | 909 871,261 | 1,260 682,134 | |
| | 岩手 | 14 22,680 | | | | | 14 22,680 | | | | | | | | |
| | 宮城 | 2 2,808 | | 2 2,808 | | | | | | | | | | | |
| | 山形 | 525 644,161 | 27 42,513 | 22 26,962 | 38 47,255 | 61 49,646 | 34 48,215 | 45 55,868 | 52 64,553 | 48 72,195 | 42 44,586 | 64 86,100 | 31 44,926 | 61 61,342 | |
| | 茨城 | 6,566 9,588,226 | 384 564,212 | 488 703,720 | 675 1,000,601 | 546 768,979 | 654 981,941 | 511 730,161 | 461 674,201 | 408 566,284 | 385 615,339 | 645 1,006,386 | 636 908,252 | 773 1,068,150 | |
| | 群馬 | 343 | | | | | | | | | | 343 | | | |
| | 千葉 | 832 1,352,158 | 31 61,215 | 24 45,704 | 39 67,476 | 37 62,291 | 67 108,775 | 34 49,248 | 46 68,036 | 57 84,107 | 80 116,070 | 95 143,369 | 155 233,789 | 167 312,078 | |
| | 新潟 | 351 432,540 | 40 51,408 | 34 42,984 | 30 35,640 | 28 33,264 | 12 14,256 | 16 17,712 | 16 17,280 | 14 15,120 | 42 50,544 | 49 63,612 | 36 46,656 | 34 44,064 | |
| | 富山 | 2 3,456 | | | | | | | | | | | 2 3,456 | | |
| | 長野 | 23 43,434 | 2 2,808 | | | | 3 972 | | | 4 6,480 | | 9 2,565 | 5 21,089 | 8,629 | |
| | 静岡 | 1,831 | | | | | | | | | | | 1,831 | | |
| | 愛知 | 2 1,296 | | | | | | | | 2 1,296 | | | | | |
| | 京都 | 3 4,234 | | | | | | | | | | | | | 3 4,234 |
| | 大阪 | 6 5,292 | | | 2 648 | | | | 4 4,644 | | | | | | |
| | 鳥取 | 5 2,981 | 3 2,074 | 2 907 | | | | | | | | | | | |
| | 岡山 | 155 191,310 | 37 64,108 | 22 26,082 | 15 9,882 | 7 10,108 | 14 12,150 | 4 3,564 | 17 19,375 | 17 22,194 | | 2 972 | | 20 22,875 | |
| | 中国 | 43 25,758 | | | | | | | | | | | 32 18,954 | | 11 6,804 |
| | 計 | 12,570 15,959,368 | 1,165 1,142,302 | 1,183 1,222,777 | 863 1,219,006 | 701 985,071 | 922 1,234,453 | 627 894,401 | 615 901,701 | 555 791,079 | 672 1,228,175 | 1,162 2,025,209 | 1,771 2,113,513 | 2,334 2,201,681 | |
| | 平均単価 | 1,270 | 980 | 1,034 | 1,412 | 1,406 | 1,339 | 1,426 | 1,466 | 1,426 | 1,829 | 1,743 | 1,193 | 944 | |
| | わらび | 秋田 | 2,745 1,763,286 | 14 10,044 | | 4 3,402 | 55 103,032 | 1,966 1,061,698 | 501 422,397 | 84 76,863 | 9 3,856 | | | 9 7,290 | 103 74,704 |
| 山形 | | 61 42,768 | | | | | 61 42,768 | | | | | | | | |

品目別産地別月別取扱高(野菜)

令和3年1月～令和3年12月

上段 = 数量、下段 = 金額
単位：数量 = kg、金額 = 円

| 品目名 | 産地名 | 合計 | 1月 | 2月 | 3月 | 4月 | 5月 | 6月 | 7月 | 8月 | 9月 | 10月 | 11月 | 12月 |
|------|------|--------------------|----------------|----------------|------------------|------------------|--------------------|--------------------|--------------|--------------|--------------|--------------|--------------|----------------|
| わらび | 茨城 | 566 977,292 | | 101 217,728 | 314 450,144 | 150 307,260 | 1 2,160 | | | | | | | |
| | 栃木 | 2 1,620 | 2 1,620 | | | | | | | | | | | |
| | 静岡 | 10 11,988 | | 5 6,264 | 5 5,724 | | | | | | | | | |
| | 大阪 | 2 4,104 | | 2 4,104 | | | | | | | | | | |
| | 計 | 3,385 2,801,058 | 15 11,664 | 108 228,096 | 323 459,270 | 205 410,292 | 2,028 1,106,626 | 501 422,397 | 84 76,863 | 9 3,856 | | | 9 7,290 | 103 74,704 |
| | 平均単価 | 828 | 775 | 2,106 | 1,421 | 2,001 | 546 | 844 | 915 | 448 | | | 810 | 725 |
| ぜんまい | 秋田 | 293 429,797 | 34 43,113 | 17 22,303 | 37 67,597 | | | | 1,080 | | | | 20 39,690 | 185 256,014 |
| | 山形 | 20 78,030 | 3 12,528 | 2 6,264 | | 2 6,264 | 1 3,132 | 2 6,264 | 2 6,264 | 4 18,792 | 1,566 | 1,296 | 4 15,660 | |
| | 中国 | 397 318,726 | 43 34,550 | 48 40,155 | 32 25,553 | 37 29,765 | 25 19,656 | 50 40,157 | 21 16,568 | 20 15,725 | 27 21,622 | 23 18,533 | 41 32,573 | 30 23,869 |
| | 計 | 710 826,553 | 80 90,191 | 68 68,722 | 69 93,150 | 39 36,029 | 25 22,788 | 52 46,421 | 22 23,912 | 24 34,517 | 27 23,188 | 24 19,829 | 65 87,923 | 215 279,883 |
| | 平均単価 | 1,164 | 1,129 | 1,008 | 1,360 | 931 | 901 | 899 | 1,070 | 1,415 | 848 | 841 | 1,359 | 1,300 |
| | 秋田 | 1,617 3,959,028 | 215 556,038 | 248 774,098 | 386 1,241,244 | 563 1,009,972 | 145 184,572 | | | | | | | 60 193,104 |
| ごごみ | 山形 | 3 16,200 | | | 3 16,200 | | | | | | | | | |
| | 茨城 | 2 4,320 | | | 2 4,320 | | | | | | | | | |
| | 計 | 1,622 3,979,548 | 215 556,038 | 248 774,098 | 391 1,261,764 | 563 1,009,972 | 145 184,572 | | | | | | | 60 193,104 |
| | 平均単価 | 2,453 | 2,588 | 3,125 | 3,225 | 1,792 | 1,275 | | | | | | | 3,218 |
| | 秋田 | 9,489 3,134,994 | | | 124 81,002 | 1,907 618,390 | 3,960 1,205,601 | 3,404 1,145,168 | 50 20,304 | 34 50,446 | 10 14,083 | | | |
| | 計 | 9,489 3,134,994 | | | 124 81,002 | 1,907 618,390 | 3,960 1,205,601 | 3,404 1,145,168 | 50 20,304 | 34 50,446 | 10 14,083 | | | |
| 平均単価 | 330 | | | 654 | 324 | 305 | 336 | 403 | 1,488 | 1,354 | | | | |
| あいこ | 秋田 | 608 492,610 | | | 82 105,277 | 455 338,990 | 68 48,235 | | | 3 108 | | | | |
| | 計 | 608 492,610 | | | 82 105,277 | 455 338,990 | 68 48,235 | | | 3 108 | | | | |

品目別産地別月別取扱高(野菜)

令和3年1月～令和3年12月

上段 = 数量、下段 = 金額
単位：数量 = kg、金額 = 円

| 品目名 | 産地名 | 合計 | 1月 | 2月 | 3月 | 4月 | 5月 | 6月 | 7月 | 8月 | 9月 | 10月 | 11月 | 12月 | |
|--------|------|---------------------|---------------------|--------------------|--------------------|--------------------|--------------------|--------------------|--------------------|----------------|----------------|----------------|--------------------|--------------------|--------------------|
| あいこ | 平均単価 | 810 | | | | 1,279 | 746 | 706 | | 36 | | | | | |
| | しどけ | 秋田 | 325 1,335,188 | | 8 55,566 | 143 754,056 | 96 349,818 | 74 170,607 | 4 5,141 | | | | | | |
| | | 東京 | 238 498,960 | | | 88 212,760 | 150 286,200 | | | | | | | | |
| | | 計 | 563 1,834,148 | | 8 55,566 | 231 966,816 | 246 636,018 | 74 170,607 | 4 5,141 | | | | | | |
| | | 平均単価 | 3,256 | | 6,615 | 4,194 | 2,582 | 2,307 | 1,224 | | | | | | |
| その他山菜類 | 秋田 | 8,565 17,667,494 | 268 1,057,092 | 943 2,740,257 | 1,085 3,216,583 | 1,370 3,234,737 | 1,054 1,681,341 | 1,255 2,008,298 | 1,313 1,956,582 | 727 948,759 | 319 454,615 | 78 145,810 | 39 57,532 | 114 165,888 | |
| | 青森 | 5 7,182 | | | 1 3,726 | | 4 3,456 | | | | | | | | |
| | 山形 | 330 656,878 | 32 35,316 | 49 119,534 | 118 272,614 | 121 198,742 | 7 16,416 | | | | | | | 3 14,256 | |
| | 福島 | 48 32,832 | | | 12 6,264 | 36 26,568 | | | | | | | | | |
| | 茨城 | 14 41,299 | | | 7 24,991 | | | | | | | | | 7 16,308 | |
| | 群馬 | 1 3,240 | | 1 3,240 | | | | | | | | | | | |
| | 千葉 | 5 13,068 | | | 1 2,700 | | 4 10,368 | | | | | | | | |
| | 新潟 | 179 260,086 | 85 84,715 | 64 100,116 | | 18 43,157 | 12 32,098 | | | | | | | | |
| | 長野 | 37 167,465 | | 19 104,166 | 17 58,547 | 1 4,752 | | | | | | | | | |
| | 兵庫 | 1 2,079 | | 1 2,079 | | | | | | | | | | | |
| | 徳島 | 13 30,634 | | 3 9,757 | 5 12,021 | 5 8,856 | | | | | | | | | |
| | 中国 | 30 29,376 | 16 14,688 | | 7 7,344 | 7 7,344 | | | | | | | | | |
| | 計 | 9,228 18,911,633 | 400 1,191,811 | 1,079 3,079,149 | 1,252 3,604,790 | 1,560 3,524,156 | 1,082 1,743,679 | 1,255 2,008,298 | 1,313 1,956,582 | 727 948,759 | 319 454,615 | 78 145,810 | 39 57,532 | 124 196,452 | |
| | 平均単価 | 2,049 | 2,981 | 2,855 | 2,878 | 2,259 | 1,612 | 1,601 | 1,490 | 1,306 | 1,424 | 1,860 | 1,464 | 1,579 | |
| | とんぶり | 秋田 | 9,667 16,063,805 | 1,217 1,727,730 | 938 1,373,923 | 955 1,421,420 | 747 1,177,524 | 372 804,816 | 420 910,440 | 317 677,484 | 283 625,320 | 183 394,632 | 1,000 1,600,404 | 1,404 2,280,800 | 1,831 3,069,312 |
| | | 中国 | 422 474,039 | 35 39,843 | 33 36,721 | 39 43,699 | 35 38,044 | 15 17,076 | 30 32,317 | 35 39,944 | 35 39,027 | 33 37,462 | 54 61,784 | 40 45,158 | 38 42,964 |

品目別産地別月別取扱高(野菜)

令和3年1月～令和3年12月

上段 = 数量、下段 = 金額
単位：数量 = kg、金額 = 円

| 品目名 | 産地名 | 合計 | 1月 | 2月 | 3月 | 4月 | 5月 | 6月 | 7月 | 8月 | 9月 | 10月 | 11月 | 12月 | |
|-------|------|----------------------|--------------------|--------------------|--------------------|--------------------|--------------------|--------------------|--------------------|--------------------|--------------------|--------------------|--------------------|--------------------|----------------|
| とんぶり | 計 | 10,089 16,537,844 | 1,252 1,767,573 | 971 1,410,644 | 994 1,465,119 | 781 1,215,568 | 387 821,892 | 450 942,757 | 353 717,428 | 318 664,347 | 215 432,094 | 1,055 1,662,188 | 1,443 2,325,958 | 1,870 3,112,276 | |
| | 平均単価 | 1,639 | 1,412 | 1,453 | 1,473 | 1,556 | 2,125 | 2,094 | 2,033 | 2,091 | 2,007 | 1,576 | 1,612 | 1,665 | |
| その他野菜 | 秋田 | 6,850 4,876,695 | 263 212,603 | 178 181,742 | 172 189,397 | 152 162,294 | 252 228,408 | 606 137,824 | 165 158,094 | 1,573 1,946,765 | 1,609 388,280 | 415 311,067 | 262 217,846 | 1,203 742,375 | |
| | 北海道 | 382 173,084 | 26 10,454 | 21 8,425 | 42 16,913 | 28 11,448 | 30 12,117 | 14 5,594 | 30 16,975 | 18 10,843 | 34 17,518 | 55 22,302 | 44 22,956 | 40 17,539 | |
| | 青森 | 11,908 11,932,178 | 1,043 1,104,253 | 877 911,518 | 767 787,358 | 620 620,206 | 539 537,240 | 602 612,849 | 677 508,631 | 524 517,086 | 925 869,188 | 1,413 1,411,387 | 1,414 1,374,997 | 2,507 2,677,465 | |
| | 岩手 | 526 164,781 | 39 12,220 | 42 13,160 | 45 14,100 | 45 14,100 | 45 14,100 | 45 14,100 | 47 15,227 | 41 12,690 | 42 13,160 | 44 13,630 | 47 14,570 | 44 13,724 | |
| | 宮城 | 1,371 1,619,106 | 71 104,976 | 91 93,744 | 60 92,340 | 64 96,444 | 149 160,392 | 117 135,606 | 196 186,732 | 148 151,848 | 160 184,788 | 114 140,616 | 104 137,916 | 97 133,704 | |
| | 山形 | 2,373 1,691,463 | 426 172,368 | 202 84,510 | 29 5,422 | 116 161,101 | 185 151,254 | 341 194,292 | 158 149,607 | 49 55,944 | 109 178,645 | 186 169,452 | 317 213,337 | 255 155,531 | |
| | 福島 | 59,331 39,115,955 | 4,490 3,006,714 | 4,779 3,150,251 | 4,955 3,217,933 | 4,693 3,085,370 | 4,867 3,209,907 | 4,855 3,183,409 | 5,031 3,321,018 | 4,841 3,231,938 | 5,144 3,396,126 | 5,566 3,601,270 | 4,957 3,286,144 | 5,153 3,425,875 | |
| | 茨城 | 299 273,618 | 90 50,112 | 98 58,191 | 13 21,330 | 9 15,552 | 16 21,802 | 18 24,971 | 1 2,322 | 1 1,672 | 1 2,610 | 3 4,238 | 40 43,619 | 10 27,199 | |
| | 栃木 | 7 3,132 | | | | | | | 2 864 | | | | | 5 2,268 | |
| | 埼玉 | 11 13,310 | 1,145 | | | | | | | | | | 1 2,430 | 10 9,735 | |
| | 千葉 | 5,198 7,316,785 | 422 594,291 | 396 567,174 | 452 641,801 | 445 619,007 | 468 656,920 | 518 720,757 | 464 653,193 | 448 631,760 | 413 572,480 | 379 536,120 | 355 503,395 | 438 619,887 | |
| | 東京 | 29 72,683 | | | 5 12,311 | | | | | | | 10 8,014 | 10 8,357 | 4 44,001 | |
| | 神奈川 | 625 1,092,513 | 40 72,522 | 42 76,194 | 49 89,964 | 50 91,800 | 73 98,671 | 52 94,554 | 64 100,861 | 54 98,226 | 49 89,640 | 50 91,206 | 51 93,636 | 51 95,239 | |
| | 石川 | 69 115,635 | 1 1,306 | | 3 7,545 | 4 6,722 | | | 4 6,869 | 37 26,585 | 1 3,888 | | 5 7,560 | 7 24,757 | 7 29,408 |
| | 山梨 | 1,001 3,020,693 | 79 238,896 | | | | | 4 8,472 | 1 916 | 82 3,251 | 203 248,289 | 202 613,872 | 199 609,336 | 231 600,424 | 231 697,237 |
| | 長野 | 1,085 | | | | | | | | | | | | 1,085 | |
| | 岐阜 | 150 284,902 | 8 21,775 | 38 51,612 | 62 17,420 | 4 17,964 | 5 24,495 | 4 19,596 | 7 24,495 | 4 19,363 | 4 19,596 | 5 24,495 | 4 19,596 | 5 24,495 | |
| | 静岡 | 1,388 4,223,474 | 94 284,256 | 183 551,880 | 198 597,240 | 195 589,680 | 207 630,040 | 206 622,944 | 197 594,216 | 107 322,056 | | 1 3,663 | | 27,499 | |
| | 愛知 | 90 64,624 | | 6 1,501 | 4 6,024 | 4 540 | 4 2,132 | 4 7,636 | 23 19,472 | 15 10,752 | 15 9,730 | 9 4,501 | 6 2,015 | | |

品目別産地別月別取扱高(野菜)

令和3年1月～令和3年12月

上段 = 数量、下段 = 金額
単位：数量 = kg、金額 = 円

| 品目名 | 産地名 | 合計 | 1月 | 2月 | 3月 | 4月 | 5月 | 6月 | 7月 | 8月 | 9月 | 10月 | 11月 | 12月 |
|-------|--------------|--------------------|---------------|---------------|--------------|--------------|--------------|--------------|--------------|---------------|----------------|----------------|----------------|----------------|
| その他野菜 | 京都 | 1 1,361 | | | 1 1,361 | | | | | | | | | |
| | 兵庫 | 1 1,188 | | | | | | 1 1,188 | | | | | | |
| | 和歌山 | 3 8,575 | | | | | 2 4,536 | 1 4,039 | | | | | | |
| | 岡山 | 3 2,700 | | 2 1,404 | | | | | | | 1 1,296 | | | |
| | 広島 | 8 17,410 | | | | | | | | | | | 8 17,410 | |
| | 徳島 | 16,200 | | | | | | | 2,160 | | | | | 14,040 |
| | 香川 | 8 8,941 | | | | | | | | | | 8 8,941 | | |
| | 高知 | 4 27,933 | | | | | | 4 27,933 | | | | | | |
| | 福岡 | 4 18,038 | | 1,202 | 1 4,937 | 1,958 | 401 | | | 1 1,934 | | 1,202 | 1 3,326 | 1 3,078 |
| | 佐賀 | 1,282 | | | | | 1,282 | | | | | | | |
| | 長崎 | 14,300 | | | | | | | | | | | | 14,300 |
| | 熊本 | 96 41,958 | 8 2,862 | 10 4,050 | 9 2,970 | 12 4,968 | 48 23,922 | 8 2,862 | 1 324 | | | | | |
| | 大分 | 1,520 2,110,964 | 84 117,225 | 95 132,680 | 71 98,886 | 59 83,336 | 67 93,485 | 61 84,968 | 47 66,037 | 74 101,791 | 239 321,182 | 285 397,486 | 178 249,579 | 260 364,309 |
| | 宮崎 | 10 10,714 | | | | | | | 2 8,554 | 8 2,160 | | | | |
| | 鹿児島 | 40 5,184 | | | | | | | | | | | 40 5,184 | |
| | 沖縄 | 18 23,393 | 1 962 | 2 5,033 | | | | 5 8,488 | | | | | | |
| | 中国 | 2 1,620 | | 2 1,620 | | | | | | | | | | |
| | オランダ | 2 4,636 | | | | | | | | 2 4,636 | | | | |
| | アメリカ | 12 26,287 | | | 3 5,833 | | | | 1 1,944 | | | 3 4,860 | 3 6,805 | 2 6,845 |
| | メキシコ | 1 2,976 | | | | | | 1,030 | | | | | | |
| カンボジア | 10 17,280 | | | | | | | | | | | | 10 17,280 | |

品目別産地別月別取扱高(野菜)

令和3年1月～令和3年12月

上段 = 数量、下段 = 金額
単位：数量 = kg、金額 = 円

| 品目名 | 産地名 | 合計 | 1月 | 2月 | 3月 | 4月 | 5月 | 6月 | 7月 | 8月 | 9月 | 10月 | 11月 | 12月 | |
|-------|--------------------|----------------------|--------------------|--------------------|--------------------|--------------------|--------------------|----------------------|----------------------|--------------------|--------------------|--------------------|--------------------|---------------------|--------------|
| その他野菜 | フランス | 45 31,860 | 5 3,780 | | | 5 3,780 | | 15 9,180 | | | 10 7,560 | 5 3,780 | 5 3,780 | | |
| | 計 | 93,396 78,450,516 | 7,186 6,013,041 | 7,066 5,896,886 | 6,936 5,831,085 | 6,505 5,586,270 | 6,970 5,889,094 | 7,479 5,914,031 | 7,154 5,863,254 | 7,988 7,369,005 | 8,957 6,685,671 | 8,757 7,375,126 | 8,063 6,870,444 | 10,335 9,156,609 | |
| | 平均単価 | 840 | 837 | 835 | 841 | 859 | 845 | 791 | 820 | 923 | 746 | 842 | 852 | 886 | |
| つめ | 秋田 | 3,741 793,908 | | | | | | 1,063 286,955 | 2,678 506,953 | | | | | | |
| | 青森 | 25,901 13,639,465 | | | | | | 2,877 1,332,137 | 23,024 12,307,328 | | | | | | |
| | 宮城 | 2,930 1,212,192 | | | | | | 2,090 978,804 | 840 233,388 | | | | | | |
| | 群馬 | 5,025 3,497,580 | | | | | 600 453,600 | 4,425 3,043,980 | | | | | | | |
| | 長野 | 45 35,478 | | | | | | 45 35,478 | | | | | | | |
| | 和歌山 | 14,913 9,065,583 | | | | | 1,200 772,160 | 12,473 7,840,255 | 1,240 453,168 | | | | | | |
| | 岡山 | 50 38,880 | | | | | | 50 38,880 | | | | | | | |
| | 計 | 52,604 28,283,086 | | | | | 1,800 1,225,760 | 23,023 13,556,489 | 27,781 13,500,837 | | | | | | |
| | 平均単価 | 538 | | | | | 681 | 589 | 486 | | | | | | |
| | ゆず | 宮城 | 124 31,644 | | | | | | | | | | | 71 18,090 | 53 13,554 |
| | | 栃木 | 5 8,910 | 5 8,910 | | | | | | | | | | | |
| 静岡 | | 58 23,760 | | | | | | | | | | | 50 6,912 | 8 16,848 | |
| 愛知 | | 8 9,936 | | | | | | | | | | 2 1,836 | 3 972 | 3 7,128 | |
| 和歌山 | | 242 123,822 | | | | | | | | | | | 170 93,042 | 72 30,780 | |
| 広島 | | 3 104,328 | 10,584 | | 3,024 | 6,048 | | | 9,072 | | | | 3,024 | 9,072 | 3 63,504 |
| 山口 | | 15 5,832 | | | | | | | | | | 15 5,832 | | | |
| 徳島 | | 2,328 2,742,659 | 97 132,084 | 112 163,998 | 131 220,266 | 93 185,023 | 51 122,909 | 83 126,036 | 122 153,576 | 108 141,253 | 135 135,157 | 317 355,045 | 607 487,944 | 472 519,368 | |
| 高知 | 6,487 5,573,592 | 227 288,433 | 154 234,738 | 156 303,156 | 33 106,326 | 24 57,434 | 23 36,634 | 59 47,844 | 80 67,036 | 55 43,621 | 171 108,594 | 182 206,172 | 5,323 4,073,604 | | |

品目別産地別月別取扱高(野菜)

令和3年1月～令和3年12月

上段 = 数量、下段 = 金額
単位：数量 = kg、金額 = 円

| 品目名 | 産地名 | 合計 | 1月 | 2月 | 3月 | 4月 | 5月 | 6月 | 7月 | 8月 | 9月 | 10月 | 11月 | 12月 | |
|------|-------|---------------------|----------------|----------------|----------------|----------------|----------------|----------------|----------------|----------------|----------------|----------------|------------------|--------------------|--------------|
| ゆず | 福岡 | 431 130,896 | | | | | | | | | | | 151 92,016 | 280 38,880 | |
| | 佐賀 | 1 1,188 | | | | | | | | 1 1,188 | | | | | |
| | 熊本 | 578 246,618 | | | | | | | | | | | | 578 246,618 | |
| | 大分 | 297 150,768 | | | 2 4,752 | 3 5,292 | | | 7 10,368 | 29 21,060 | 20 14,688 | 154 47,628 | 51 16,362 | 6 6,048 | 25 24,570 |
| | 宮崎 | 29 22,140 | | | | | | | | | 2 1,512 | | | | 27 20,628 |
| | 計 | 10,606 9,176,093 | 329 440,011 | 266 398,736 | 289 531,198 | 129 302,689 | 75 180,343 | 113 182,110 | 210 222,480 | 211 225,677 | 358 232,238 | 541 484,861 | 1,242 920,268 | 6,843 5,055,482 | |
| | 平均単価 | 865 | 1,338 | 1,499 | 1,837 | 2,354 | 2,406 | 1,612 | 1,059 | 1,069 | 648 | 895 | 741 | 739 | |
| ぎんなん | 秋田 | 650 421,222 | 9 1,944 | | | 1 864 | | | | | | 303 195,286 | 122 78,980 | 215 144,148 | |
| | 茨城 | 54 67,500 | | | | | | | | | | 12 11,880 | 6 7,560 | 36 48,060 | |
| | 群馬 | 32 36,288 | | | | | | | | | | 8 4,752 | 26 33,264 | -2 -1,728 | |
| | 静岡 | 167 161,946 | | | | | | | | | 41 51,948 | 53 48,384 | 47 38,772 | 26 22,842 | |
| | 愛知 | 526 813,376 | 10 13,608 | 3 5,152 | 8 15,455 | 5 17,458 | | | | 10 23,848 | 73 75,222 | 121 174,733 | 120 184,971 | 176 302,929 | |
| | 福岡 | 44 25,056 | | | | | | | | | | 20 10,800 | | 24 14,256 | |
| | 計 | 1,473 1,525,388 | 19 15,552 | 3 5,152 | 8 15,455 | 6 18,322 | | | | 10 23,848 | 114 127,170 | 517 445,835 | 320 343,547 | 476 530,507 | |
| 平均単価 | 1,036 | 819 | 2,061 | 2,061 | 3,159 | | | | 2,433 | 1,120 | 860 | 1,074 | 1,115 | | |
| 木の実 | 秋田 | 311 124,351 | 1 1,058 | 13 842 | | | | | | | 46 17,420 | 167 49,065 | 60 38,502 | 24 17,464 | |
| | 千葉 | 219 336,582 | | | | | 63 96,741 | 50 73,521 | 25 41,013 | 12 17,010 | 46 69,741 | 11 19,089 | 12 19,467 | | |
| | 中国 | 3,387 3,009,798 | 431 384,480 | 394 350,028 | 278 240,408 | 306 264,600 | 219 189,432 | 238 206,064 | 151 130,896 | 172 148,716 | 261 223,776 | 209 179,280 | 284 293,382 | 444 398,736 | |
| | アメリカ | 5 10,584 | | | | | | | | | | 5 10,584 | | | |
| | 計 | 3,922 3,481,315 | 432 385,538 | 407 350,870 | 278 240,408 | 306 264,600 | 282 286,173 | 288 279,585 | 177 171,909 | 184 165,726 | 353 310,937 | 394 258,018 | 356 351,351 | 465 416,200 | |
| | 平均単価 | 888 | 893 | 862 | 865 | 864 | 1,016 | 972 | 973 | 901 | 882 | 655 | 987 | 892 | |

品目別産地別月別取扱高(果実)

令和3年1月～令和3年12月

上段 = 数量、下段 = 金額
単位：数量 = kg、金額 = 円

| 品目名 | 産地名 | 合計 | 1月 | 2月 | 3月 | 4月 | 5月 | 6月 | 7月 | 8月 | 9月 | 10月 | 11月 | 12月 | |
|----------|-------------|-------------|------------|------------|-----------|-----------|-----------|-----------|-----------|-----------|-----------|------------|------------|-------------|------------|
| みかん | 神奈川 | 58,951 | 19,513 | 38,918 | | | | | | | | | | 520 | |
| | | 11,930,598 | 2,314,494 | 9,564,696 | | | | | | | | | | | 51,408 |
| | 新潟 | 100 | | | | | | | | | | | | | 100 |
| | | 10,800 | | | | | | | | | | | | | 10,800 |
| | 静岡 | 152,003 | 48,979 | 67,968 | 11,863 | 465 | | | | | | 2,280 | | 13,554 | 6,894 |
| | | 37,524,492 | 9,736,686 | 17,231,346 | 4,361,364 | 143,964 | | | | | | 584,885 | | 3,735,720 | 1,730,527 |
| | 和歌山 | 749,138 | 107,113 | 2,130 | 550 | 640 | | | | | | 690 | 58,049 | 213,102 | 366,864 |
| | | 188,826,518 | 23,911,394 | 712,260 | 254,016 | 227,286 | | | | | | 138,240 | 13,425,199 | 55,972,792 | 94,185,331 |
| | 愛媛 | 130,755 | 9,540 | 260 | | 2,690 | 50 | 150 | 430 | 670 | 940 | 19,216 | | 36,510 | 60,299 |
| | | 37,712,210 | 1,668,678 | 11,448 | | 559,440 | | | | | 129,924 | 2,196,677 | | 11,984,620 | 21,161,423 |
| | 佐賀 | 39,129 | 9,053 | 14,016 | 13,568 | | | | | | | 1,150 | | | 1,342 |
| | | 11,681,496 | 1,549,692 | 4,462,668 | 4,889,484 | | | | | | | 275,832 | | | 503,820 |
| | 長崎 | 4,495 | | | | | | | | | | | 635 | 970 | 2,890 |
| | | 1,282,392 | | | | | | | | | | | 68,040 | 302,832 | 911,520 |
| | 熊本 | 38,789 | 3,583 | 99 | | | | | | | | 7,555 | 12,161 | 2,610 | 12,781 |
| | | 6,328,588 | 626,726 | 55,998 | | | | | | | | 1,797,055 | 1,266,699 | 503,755 | 2,078,355 |
| 大分 | 5,686 | | | | | | | | | | 4,082 | 1,604 | | | |
| | 1,260,166 | | | | | | | | | | 968,566 | 291,600 | | | |
| 宮崎 | 1,340 | | | | | | | | | | 1,340 | | | | |
| | 536,436 | | | | | | | | | | 536,436 | | | | |
| 鹿児島 | 4,893 | | | | | | | | | | 943 | 3,950 | | | |
| | 975,564 | | | | | | | | | | 253,152 | 722,412 | | | |
| ニュージランド* | 373 | | | | 106 | 267 | | | | | | | | | |
| | 354,510 | | | | 92,016 | 262,494 | | | | | | | | | |
| ペルー | 4,425 | | | | | | | 604 | 2,071 | 1,234 | 516 | | | | |
| | 1,286,755 | | | | | | | 243,345 | 756,475 | 220,753 | 66,182 | | | | |
| 計 | 1,190,077 | 197,781 | 123,391 | 25,981 | 3,901 | 316 | | 754 | 2,501 | 1,904 | 19,497 | 95,615 | 266,746 | 451,690 | |
| | 299,710,525 | 39,807,670 | 32,038,416 | 9,504,864 | 1,022,706 | 262,494 | | 243,345 | 756,475 | 220,753 | 4,750,272 | 17,970,627 | 72,499,719 | 120,633,184 | |
| 平均単価 | 252 | 201 | 260 | 366 | 262 | 830 | | 323 | 302 | 116 | 244 | 188 | 272 | 267 | |
| ハウスみかん | 愛知 | 50 | | | | | | 25 | 25 | | | | | | |
| | | 64,800 | | | | | | 32,400 | 32,400 | | | | | | |
| | 和歌山 | 275 | | | | | | | 275 | | | | | | |
| | | 178,200 | | | | | | | 178,200 | | | | | | |
| | 佐賀 | 8,632 | | | | | 187 | 2,877 | 3,148 | 1,965 | 455 | | | | |
| | | 10,523,380 | | | | | 288,576 | 3,416,699 | 3,563,547 | 2,771,798 | 482,760 | | | | |
| | 長崎 | 36 | 36 | | | | | | | | | | | | |
| 21,600 | | 21,600 | | | | | | | | | | | | | |
| 大分 | 6,868 | | | | 177 | 1,862 | 1,778 | 1,373 | 1,132 | 546 | | | | | |
| | 8,070,319 | | | | 334,800 | 2,723,868 | 1,971,173 | 1,204,738 | 1,252,130 | 583,610 | | | | | |
| 計 | 15,861 | 36 | | | 177 | 2,048 | 4,957 | 4,545 | 3,097 | 1,001 | | | | | |
| | 18,858,299 | 21,600 | | | 334,800 | 3,012,444 | 5,598,472 | 4,800,685 | 4,023,928 | 1,066,370 | | | | | |

品目別産地別月別取扱高(果実)

令和3年1月～令和3年12月

上段 = 数量、下段 = 金額
単位：数量 = kg、金額 = 円

| 品目名 | 産地名 | 合計 | 1月 | 2月 | 3月 | 4月 | 5月 | 6月 | 7月 | 8月 | 9月 | 10月 | 11月 | 12月 | |
|-----------|----------|-----------------------|--------------------|--------------------|---------------------|---------------------|---------------------|---------------------|---------------------|---------------------|---------------------|--------------------|--------------------|--------------------|--------------------|
| ハウスみかん | 平均単価 | 1,189 | 600 | | | 1,892 | 1,471 | 1,130 | 1,056 | 1,299 | 1,065 | | | | |
| | ポンカン | 和歌山 | 790 199,260 | | 390 101,736 | 400 97,524 | | | | | | | | | |
| | | 愛媛 | 8,670 2,027,905 | 4,450 1,072,429 | 2,700 502,092 | 1,520 453,384 | | | | | | | | | |
| | | 熊本 | 440 135,540 | | 440 135,540 | | | | | | | | | | |
| | | 計 | 9,900 2,362,705 | 4,450 1,072,429 | 3,530 739,368 | 1,920 550,908 | | | | | | | | | |
| | | 平均単価 | 239 | 241 | 209 | 287 | | | | | | | | | |
| ハレソシアオレンジ | 愛媛 | 652 329,238 | | | 520 203,796 | 84 83,970 | | 48 41,472 | | | | | | | |
| | アメリカ | 62,099 20,052,585 | 935 323,568 | 4,745 1,511,308 | 12,129 3,939,526 | 11,848 3,888,430 | 13,619 4,525,277 | 10,637 3,542,098 | 5,925 1,745,118 | | 17 4,536 | 663 134,244 | | 1,581 438,480 | |
| | オーストラリア | 55,900 16,941,203 | 2,627 612,155 | 1,752 429,732 | | | | | | 5,525 1,949,484 | 17,481 5,521,214 | 9,189 2,742,874 | 7,408 2,243,784 | 6,333 1,741,824 | 5,585 1,700,136 |
| | ニュージーランド | 100 48,600 | | | | | | | | | 100 48,600 | | | | |
| | メキシコ | 816 144,936 | 459 125,712 | | | | | | | | | | | 357 19,224 | |
| | チリ | 300 146,880 | | | | | | | | 50 25,380 | | 250 121,500 | | | |
| | 計 | 119,867 37,663,442 | 4,021 1,061,435 | 6,497 1,941,040 | 12,649 4,143,322 | 11,932 3,972,400 | 13,619 4,525,277 | 10,685 3,583,570 | 11,500 3,719,982 | 17,481 5,521,214 | 9,556 2,917,510 | 8,071 2,378,028 | 6,690 1,761,048 | 7,166 2,138,616 | |
| | 平均単価 | 314 | 264 | 299 | 328 | 333 | 332 | 335 | 323 | 316 | 305 | 295 | 263 | 298 | |
| | 甘夏柑 | 三重 | 370 77,922 | | | 370 77,922 | | | | | | | | | |
| | | 愛媛 | 4,620 692,820 | | | 2,360 376,920 | 2,260 315,900 | | | | | | | | |
| 熊本 | | 1,540 517,429 | 100 27,000 | 70 18,900 | 200 220,104 | 170 27,540 | 1,000 223,885 | | | | | | | | |
| 鹿児島 | | 22,940 5,571,018 | 1,470 281,448 | 2,050 443,016 | 6,820 1,365,714 | 4,420 1,202,688 | 7,880 2,198,772 | 300 79,380 | | | | | | | |
| 計 | | 29,470 6,859,189 | 1,570 308,448 | 2,120 461,916 | 9,750 2,040,660 | 6,850 1,546,128 | 8,880 2,422,657 | 300 79,380 | | | | | | | |
| 平均単価 | 233 | 196 | 218 | 209 | 226 | 273 | 265 | | | | | | | | |
| サンフルーツ | 和歌山 | 500 72,738 | | | | 500 72,738 | | | | | | | | | |

品目別産地別月別取扱高(果実)

令和3年1月～令和3年12月

上段 = 数量、下段 = 金額
単位：数量 = kg、金額 = 円

| 品目名 | 産地名 | 合計 | 1月 | 2月 | 3月 | 4月 | 5月 | 6月 | 7月 | 8月 | 9月 | 10月 | 11月 | 12月 |
|----------|---------|----------------------|---------------------|---------------------|---------------------|--------------------|---------------------|------------------|----|----|----|----------------|------------------|--------------------|
| サンフルーツ | 広島 | 8,900 1,772,280 | | | | 3,460 714,420 | 4,360 838,404 | 1,080 219,456 | | | | | | |
| | 愛媛 | 3,310 652,536 | | | 350 66,636 | | 2,960 585,900 | | | | | | | |
| | 計 | 12,710 2,497,554 | | | 350 66,636 | 3,960 787,158 | 7,320 1,424,304 | 1,080 219,456 | | | | | | |
| | 平均単価 | 197 | | | 190 | 199 | 195 | 203 | | | | | | |
| いよかん | 愛媛 | 88,440 21,912,390 | 14,360 3,650,886 | 29,210 6,005,988 | 10,570 2,941,488 | 8,800 2,423,520 | 25,500 6,890,508 | | | | | | | |
| | 佐賀 | 5,010 1,074,600 | 5,000 1,071,576 | | | | | | | | | | | 10 3,024 |
| | 熊本 | 40 5,508 | | 40 5,508 | | | | | | | | | | |
| | 計 | 93,490 22,992,498 | 19,360 4,722,462 | 29,250 6,011,496 | 10,570 2,941,488 | 8,800 2,423,520 | 25,500 6,890,508 | | | | | | | 10 3,024 |
| はっさく | 平均単価 | 246 | 244 | 206 | 278 | 275 | 270 | | | | | | | 302 |
| | 和歌山 | 29,619 6,946,227 | 5,625 1,466,117 | 4,650 1,094,517 | 8,325 1,988,021 | 6,675 1,387,588 | | | | | | | | 4,344 1,009,984 |
| | 広島 | 130 41,418 | 130 41,418 | | | | | | | | | | | |
| | 愛媛 | 500 143,100 | | | | 500 143,100 | | | | | | | | |
| | 熊本 | 170 27,540 | | 170 27,540 | | | | | | | | | | |
| | 計 | 30,419 7,158,285 | 5,755 1,507,535 | 4,820 1,122,057 | 8,325 1,988,021 | 7,175 1,530,688 | | | | | | | | 4,344 1,009,984 |
| | 平均単価 | 235 | 262 | 233 | 239 | 213 | | | | | | | | 233 |
| グレープフルーツ | アメリカ | 32,408 8,232,528 | 4,896 1,329,480 | 8,735 1,970,786 | 8,765 2,047,313 | 4,266 1,119,516 | 986 297,594 | | | | | | 1,020 315,306 | 3,740 1,152,533 |
| | オーストラリア | 4,871 1,271,852 | | | | | | | | | | 595 150,120 | 2,567 709,344 | 1,709 412,388 |
| | イスラエル | 7,469 1,990,516 | 1,085 229,392 | 50 19,440 | 250 97,200 | 550 238,950 | 1,169 308,988 | | | | | | | 4,365 1,096,546 |
| | メキシコ | 5,366 437,273 | | | 200 77,760 | | | | | | | | 2,600 189,476 | 2,566 170,037 |
| | ベトナム | 50 18,900 | 50 18,900 | | | | | | | | | | | |
| | トルコ | 1,768 305,662 | | | 731 119,232 | 1,037 186,430 | | | | | | | | |

品目別産地別月別取扱高(果実)

令和3年1月～令和3年12月

上段 = 数量、下段 = 金額
単位：数量 = kg、金額 = 円

| 品目名 | 産地名 | 合計 | 1月 | 2月 | 3月 | 4月 | 5月 | 6月 | 7月 | 8月 | 9月 | 10月 | 11月 | 12月 |
|----------|----------|-----------------------|--------------------|--------------------|--------------------|--------------------|--------------------|---------------------|---------------------|---------------------|--------------------|--------------------|--------------------|---------------------|
| グレープフルーツ | 南アフリカ | 59,473 12,042,333 | | | | | 1,104 262,116 | 11,036 2,940,236 | 13,385 2,847,523 | 17,242 3,276,145 | 7,818 1,311,240 | 7,059 1,074,927 | 1,728 307,412 | 101 22,734 |
| | 計 | 111,405 24,299,064 | 6,031 1,577,772 | 8,785 1,990,226 | 9,946 2,341,505 | 5,853 1,544,896 | 3,259 868,698 | 11,036 2,940,236 | 13,385 2,847,523 | 17,242 3,276,145 | 7,818 1,311,240 | 7,654 1,225,047 | 7,915 1,521,538 | 12,481 2,854,238 |
| レモン | 平均単価 | 218 | 262 | 227 | 235 | 264 | 267 | 266 | 213 | 190 | 168 | 160 | 192 | 229 |
| | 愛知 | 638 371,606 | | | 413 249,458 | 225 122,148 | | | | | | | | |
| | 滋賀 | 1 378 | | | 1 378 | | | | | | | | | |
| | 和歌山 | 425 161,352 | | 100 25,056 | 110 23,760 | | | | | | | 55 32,832 | 160 79,704 | |
| | 広島 | 2,787 1,598,616 | 380 194,076 | 380 183,708 | 80 44,712 | 10 6,264 | 24 32,292 | | | | 25 29,700 | 155 150,768 | 950 540,216 | 783 416,880 |
| | 香川 | 75 48,870 | | | | | 20 16,740 | 55 32,130 | | | | | | |
| | 愛媛 | 4,272 2,144,210 | 692 320,328 | 370 156,168 | 300 145,044 | 1,330 748,440 | | | 10 17,820 | 20 32,400 | | | 410 200,988 | 1,140 523,022 |
| | 佐賀 | 55 29,700 | | 55 29,700 | | | | | | | | | | |
| | 長崎 | 120 35,856 | | | | | | | | | | 120 35,856 | | |
| | 宮崎 | 300 155,520 | 150 81,000 | | | | | | | | | | | 150 74,520 |
| | 沖縄 | 10 10,800 | | | | | | | | 10 10,800 | | | | |
| | アメリカ | 31,351 12,793,945 | 3,428 1,305,634 | 3,312 1,229,229 | 5,701 2,177,280 | 5,506 2,508,192 | 3,863 1,641,060 | 5,433 1,875,474 | 324 115,344 | | 493 176,472 | 20 7,344 | | 3,271 1,757,916 |
| | オーストラリア | 340 83,052 | | | | | | | | | 85 24,732 | | | 255 58,320 |
| | ニュージーランド | 527 436,428 | | | | | | 410 340,848 | 117 95,580 | | | | | |
| | メキシコ | 3,200 2,402,698 | 150 121,392 | 175 133,726 | 260 205,848 | 160 128,088 | 250 192,240 | 325 258,876 | 315 240,408 | 315 242,136 | 330 183,168 | 210 160,704 | 320 237,168 | 390 298,944 |
| | チリ | 32,654 11,385,436 | | | | | | 1,277 687,204 | 4,836 2,079,324 | 5,812 2,401,056 | 4,651 1,641,384 | 5,564 1,743,444 | 6,195 1,724,112 | 4,319 1,108,912 |
| | 南アフリカ | 2,840 525,096 | | | | | | 661 193,860 | 2,169 323,892 | | | | | 10 7,344 |
| | 計 | 79,594 32,183,563 | 4,800 2,022,430 | 4,392 1,757,587 | 6,864 2,846,480 | 7,231 3,513,132 | 4,157 1,882,332 | 8,161 3,388,392 | 7,781 2,883,168 | 6,232 2,700,324 | 5,499 2,030,724 | 6,124 2,130,948 | 8,046 2,789,532 | 10,307 4,238,514 |
| | 平均単価 | 404 | 421 | 400 | 415 | 486 | 453 | 415 | 371 | 433 | 369 | 348 | 347 | 411 |

品目別産地別月別取扱高(果実)

令和3年1月～令和3年12月

上段 = 数量、下段 = 金額
単位：数量 = kg、金額 = 円

| 品目名 | 産地名 | 合計 | 1月 | 2月 | 3月 | 4月 | 5月 | 6月 | 7月 | 8月 | 9月 | 10月 | 11月 | 12月 | |
|------|---------|----------------------|--------------------|---------------------|---------------------|--------------------|--------------------|------------------|----|----|---------------|---------------|-----|----------------|--------------------|
| 不知火 | 愛知 | 125 72,144 | | | 125 72,144 | | | | | | | | | | |
| | 和歌山 | 1,830 600,048 | | 285 59,940 | 1,545 540,108 | | | | | | | | | | |
| | 愛媛 | 10,667 3,430,836 | | 5,355 1,205,496 | 2,525 880,956 | 2,757 1,303,884 | | | | | | | | 30 40,500 | |
| | 佐賀 | 1,650 539,676 | 650 291,924 | 1,000 247,752 | | | | | | | | | | | |
| | 長崎 | 110 49,896 | | | | 110 49,896 | | | | | | | | | |
| | 熊本 | 32,782 14,465,170 | 2,978 1,304,266 | 11,309 3,973,670 | 10,920 4,625,208 | 1,160 483,406 | 2,985 1,819,476 | 635 406,188 | | | | | | | 2,795 1,852,956 |
| | 大分 | 8,930 4,574,918 | 102 77,220 | 765 280,368 | 4,494 1,648,566 | 2,196 1,185,948 | 170 89,640 | | | | | | | 389 446,364 | 814 846,812 |
| | 鹿児島 | 18,829 11,600,291 | 3,409 1,912,205 | 4,490 2,267,676 | 2,330 1,026,864 | 2,640 1,121,040 | | | | | | | | 100 93,096 | 5,860 5,179,410 |
| | 沖縄 | 90 58,320 | | | 90 58,320 | | | | | | | | | | |
| | ニュー・ラント | 120 94,392 | | | | | | | | | 120 94,392 | | | | |
| | 計 | 75,133 35,485,691 | 7,139 3,585,615 | 23,204 8,034,902 | 22,029 8,852,166 | 8,863 4,144,174 | 3,155 1,909,116 | 635 406,188 | | | | 120 94,392 | | 489 539,460 | 9,499 7,919,678 |
| | 平均単価 | 472 | 502 | 346 | 402 | 468 | 605 | 640 | | | | 787 | | 1,103 | 834 |
| | セミノール | 三重 | 300 144,828 | | | | 25 12,420 | 275 132,408 | | | | | | | |
| | | 和歌山 | 4,973 1,794,290 | | | | 2,833 1,075,464 | 2,140 718,826 | | | | | | | |
| 愛媛 | | 200 67,392 | | | | 200 67,392 | | | | | | | | | |
| 大分 | | 9,900 2,969,730 | | | 3,470 1,086,102 | 6,380 1,863,648 | 50 19,980 | | | | | | | | |
| 計 | | 15,373 4,976,240 | | | 3,470 1,086,102 | 9,438 3,018,924 | 2,465 871,214 | | | | | | | | |
| 平均単価 | | 324 | | | 313 | 320 | 353 | | | | | | | | |
| 清見 | 和歌山 | 2,120 622,080 | | 1,590 492,372 | | 530 129,708 | | | | | | | | | |
| | 愛媛 | 17,220 5,344,974 | | | 11,290 4,198,662 | 5,930 1,146,312 | | | | | | | | | |
| | 宮崎 | 40 25,920 | | | | | | | | | | | | 40 25,920 | |

品目別産地別月別取扱高(果実)

令和3年1月～令和3年12月

上段 = 数量、下段 = 金額
単位：数量 = kg、金額 = 円

| 品目名 | 産地名 | 合計 | 1月 | 2月 | 3月 | 4月 | 5月 | 6月 | 7月 | 8月 | 9月 | 10月 | 11月 | 12月 |
|--------|------|---------------------|--------------------|--------------------|---------------------|--------------------|------------------|------------------|----|----|----|-----|----------------|--------------------|
| 清見 | 計 | 19,380 5,992,974 | | 1,590 492,372 | 11,290 4,198,662 | 6,460 1,276,020 | | | | | | | | 40 25,920 |
| | 平均単価 | 309 | | 310 | 372 | 198 | | | | | | | | 648 |
| | 愛知 | 304 145,800 | | | 304 145,800 | | | | | | | | | |
| アンコール | 愛媛 | 900 342,468 | | | 680 272,376 | 220 70,092 | | | | | | | | |
| | 大分 | 321 258,336 | | | 321 258,336 | | | | | | | | | |
| | 計 | 1,525 746,604 | | | 1,305 676,512 | 220 70,092 | | | | | | | | |
| ぶんたん | 平均単価 | 490 | | | 519 | 319 | | | | | | | | |
| | 愛媛 | 2,383 936,360 | | | 2,383 936,360 | | | | | | | | | |
| | 高知 | 2,190 654,696 | 570 169,344 | 1,410 417,312 | | 210 68,040 | | | | | | | | |
| きんかん | 計 | 4,573 1,591,056 | 570 169,344 | 1,410 417,312 | 2,383 936,360 | 210 68,040 | | | | | | | | |
| | 平均単価 | 348 | 297 | 296 | 393 | 324 | | | | | | | | |
| | 静岡 | 15 31,752 | | | 15 31,752 | | | | | | | | | |
| その他柑橘類 | 大分 | 115 18,630 | | | 115 18,630 | | | | | | | | | |
| | 宮崎 | 5,703 4,293,270 | 1,493 1,214,082 | 1,827 1,189,134 | 555 323,838 | | | | | | | | 592 642,492 | 1,236 923,724 |
| | 鹿児島 | 5,506 4,778,862 | 1,113 1,166,682 | 1,840 1,502,224 | 1,234 824,389 | | | | | | | | | 1,319 1,285,567 |
| その他柑橘類 | 計 | 11,339 9,122,514 | 2,605 2,380,764 | 3,668 2,691,358 | 1,919 1,198,609 | | | | | | | | 592 642,492 | 2,555 2,209,291 |
| | 平均単価 | 804 | 914 | 734 | 625 | | | | | | | | 1,086 | 865 |
| | 神奈川 | 190 143,100 | | | | 190 143,100 | | | | | | | | |
| その他柑橘類 | 静岡 | 1,003 529,632 | | 683 271,512 | 230 144,720 | | | | | | | | | 90 113,400 |
| | 愛知 | 60 82,080 | | 30 41,040 | 30 41,040 | | | | | | | | | |
| | 和歌山 | 4,324 1,295,320 | 370 77,328 | 615 194,184 | 475 204,120 | | 1,630 391,500 | 1,110 287,248 | | | | | | 124 140,940 |

品目別産地別月別取扱高(果実)

令和3年1月～令和3年12月

上段 = 数量、下段 = 金額
単位：数量 = kg、金額 = 円

| 品目名 | 産地名 | 合計 | 1月 | 2月 | 3月 | 4月 | 5月 | 6月 | 7月 | 8月 | 9月 | 10月 | 11月 | 12月 |
|--------|-------|----------------------|--------------------------|-----------------------|-----------------------|-----------------------|----------------------|----------------------|----------------------|----------------------|----------------------|----------------------|-----------------------|-----------------------|
| その他柑橘類 | 広島 | 2,420 503,550 | | 1,070 285,282 | | | | 1,350 218,268 | | | | | | |
| | 香川 | 20 14,602 | | | 20 14,602 | | | | | | | | | |
| | 愛媛 | 31,114 9,411,768 | 919 932,148 | 4,629 2,443,824 | 2,394 918,378 | 12,375 2,363,850 | 7,512 1,189,080 | 1,063 179,388 | | 320 69,120 | 180 48,600 | | 434 389,988 | 1,288 877,392 |
| | 佐賀 | 1,993 1,114,452 | 420 209,736 | 565 359,640 | 1,000 542,700 | | | | | | | | | 8 2,376 |
| | 熊本 | 16,164 3,807,810 | 810 195,642 | 1,210 253,692 | 2,858 616,248 | 3,763 747,576 | 540 107,352 | 6,499 1,646,892 | | | | | | 484 240,408 |
| | 大分 | 120 103,032 | | | | | | | | | | | 20 18,468 | 100 84,564 |
| | 鹿児島 | 1,300 420,876 | | 1,000 233,712 | 264 165,024 | | | | | | | | | 36 22,140 |
| | アメリカ | 1 378 | | | | 1 378 | | | | | | | | |
| | 計 | 58,709 17,426,600 | 2,519 1,414,854 | 9,802 4,082,886 | 7,271 2,646,832 | 16,328 3,254,904 | 9,682 1,687,932 | 10,023 2,331,796 | | 320 69,120 | 180 48,600 | | 454 408,456 | 2,130 1,481,220 |
| | 平均単価 | 297 | 562 | 417 | 364 | 199 | 174 | 233 | | 216 | 270 | | 900 | 695 |
| | 柑橘類合計 | 計 | 1,878,823 529,926,803 | 256,637 59,652,358 | 222,460 61,780,936 | 136,020 46,019,127 | 97,399 28,507,582 | 80,402 25,756,976 | 47,629 18,790,835 | 39,712 15,007,833 | 46,277 15,811,484 | 43,671 12,219,108 | 117,464 23,704,650 | 290,931 80,162,245 |
| 平均単価 | 282 | 232 | 278 | 338 | 293 | 320 | 395 | | 378 | 342 | 280 | 202 | 276 | 285 |
| 早生りんご | 秋田 | 46,134 12,580,975 | | | 430 74,952 | | 10,224 2,552,082 | | | 600 216,000 | 1,360 425,952 | 21,340 5,881,801 | 9,350 1,892,808 | 2,830 1,537,380 |
| | 青森 | 15,845 4,428,000 | | 120 23,976 | | | | | | 4,951 1,091,664 | 4,700 1,365,660 | 5,462 1,781,028 | 612 165,672 | |
| | 計 | 61,979 17,008,975 | | 120 23,976 | 430 74,952 | | 10,224 2,552,082 | | | 5,551 1,307,664 | 6,060 1,791,612 | 26,802 7,662,829 | 9,962 2,058,480 | 2,830 1,537,380 |
| | 平均単価 | 274 | | 200 | 174 | | 250 | | | 236 | 296 | 286 | 207 | 543 |
| つがる | 秋田 | 27,777 7,512,210 | | | | | | | | 2,651 466,625 | 25,126 7,045,585 | | | |
| | 青森 | 38,513 12,742,434 | | | | | | | | 11,925 4,117,284 | 25,568 8,334,846 | 1,020 290,304 | | |
| | 山形 | 750 123,444 | | | | | | | | | 750 123,444 | | | |
| | 計 | 67,039 20,378,088 | | | | | | | | 14,576 4,583,909 | 51,443 15,503,875 | 1,020 290,304 | | |
| | 平均単価 | 304 | | | | | | | | 314 | 301 | 285 | | |

品目別産地別月別取扱高(果実)

令和3年1月～令和3年12月

上段 = 数量、下段 = 金額
単位：数量 = kg、金額 = 円

| 品目名 | 産地名 | 合計 | 1月 | 2月 | 3月 | 4月 | 5月 | 6月 | 7月 | 8月 | 9月 | 10月 | 11月 | 12月 |
|---------|--------------------------|------------------------|-----------------------|-----------------------|----------------------|----------------------|----------------------|----------------------|----------------------|---------------------|----------------------|-----------------------|-----------------------|-----------------------|
| ジョナゴールド | 秋田 | 895 170,964 | | 100 8,640 | | | | | 340 89,964 | | | 315 52,164 | 140 20,196 | |
| | 青森 | 5,164 1,257,087 | 216 38,880 | | 540 81,000 | | 180 57,240 | | 3,490 848,880 | 100 41,040 | | 508 150,303 | 130 39,744 | |
| | 計 | 6,059 1,428,051 | 216 38,880 | 100 8,640 | 540 81,000 | | 180 57,240 | | 3,830 938,844 | 100 41,040 | | 823 202,467 | 270 59,940 | |
| | 平均単価 | 236 | 180 | 86 | 150 | | 318 | | 245 | 410 | | 246 | 222 | |
| ふじ | 秋田 | 605,211 152,313,135 | 139,847 27,651,124 | 162,985 29,811,355 | 58,152 10,299,323 | 3,923 480,244 | 2,082 671,760 | | 2,640 1,484,568 | | 792 325,836 | 41,248 13,054,154 | 85,761 36,282,407 | 107,781 32,252,364 |
| | 青森 | 401,499 123,589,286 | 9,122 2,469,679 | 11,306 2,983,304 | 55,317 14,663,038 | 91,187 22,855,745 | 77,509 20,851,755 | 64,522 25,677,023 | 32,960 12,867,822 | 10,080 4,461,480 | 7,966 2,842,506 | 122 23,220 | 40,024 13,477,266 | 1,384 416,448 |
| | 山形 | 817 134,784 | | 817 134,784 | | | | | | | | | | |
| | 長野 | 516 83,160 | 192 34,560 | 324 48,600 | | | | | | | | | | |
| 計 | 1,008,043 276,120,365 | 149,161 30,155,363 | 175,430 32,978,043 | 113,470 24,962,361 | 95,111 23,335,989 | 79,591 21,523,515 | 64,522 25,677,023 | 35,600 14,352,390 | 10,080 4,461,480 | 8,758 3,168,342 | 41,370 13,077,374 | 125,785 49,759,673 | 109,165 32,668,812 | |
| 平均単価 | 274 | 202 | 188 | 220 | 245 | 270 | 398 | 403 | 443 | 362 | 316 | 396 | 299 | |
| 千秋 | 秋田 | 71,852 22,377,924 | 2,780 518,778 | | | | | | | | | 737 111,186 | 48,217 18,076,500 | 20,118 3,671,460 |
| | 計 | 71,852 22,377,924 | 2,780 518,778 | | | | | | | | | 737 111,186 | 48,217 18,076,500 | 20,118 3,671,460 |
| | 平均単価 | 311 | 187 | | | | | | | | | 151 | 375 | 183 |
| | 秋田 | 51,335 10,460,431 | 10,620 2,133,432 | 7,375 1,189,404 | 1,250 138,672 | | 144 32,400 | 468 95,472 | 1,428 136,080 | | | 970 104,490 | 21,135 4,733,839 | 7,945 1,896,642 |
| 青森 | 40,387 11,499,906 | 100 25,920 | 2,240 651,888 | 9,084 2,875,068 | 9,350 2,177,756 | 7,613 2,324,776 | 2,910 794,556 | 3,900 1,257,120 | 520 156,060 | | | 4,630 1,232,442 | 40 4,320 | |
| 愛知 | 331 35,770 | | | | 331 35,770 | | | | | | | | | |
| 計 | 92,053 21,996,107 | 10,720 2,159,352 | 9,615 1,841,292 | 10,334 3,013,740 | 9,681 2,213,526 | 7,757 2,357,176 | 3,378 890,028 | 5,328 1,393,200 | 520 156,060 | | 970 104,490 | 25,765 5,966,281 | 7,985 1,900,962 | |
| 平均単価 | 239 | 201 | 192 | 292 | 229 | 304 | 263 | 261 | 300 | | 108 | 232 | 238 | |
| その他りんご | 秋田 | 145,986 38,753,204 | 6,950 1,374,191 | 5,651 938,931 | 1,900 334,476 | 370 18,900 | | | 313 31,104 | 2,446 463,558 | 3,115 943,596 | 83,643 20,369,435 | 30,547 9,789,993 | 11,051 4,489,020 |
| | 青森 | 62,541 18,133,394 | 1,260 261,792 | 2,010 530,734 | 4,457 1,199,610 | 1,280 345,859 | 5,411 1,285,049 | 1,450 316,948 | 714 176,148 | 7,670 2,302,236 | 3,390 1,131,732 | 27,770 8,299,680 | 6,329 1,651,536 | 800 632,070 |
| | 岩手 | 588 249,912 | | | | | | | | | | | | 588 249,912 |
| | 計 | | | | | | | | | | | | | |

品目別産地別月別取扱高(果実)

令和3年1月～令和3年12月

上段 = 数量、下段 = 金額
単位：数量 = kg、金額 = 円

| 品目名 | 産地名 | 合計 | 1月 | 2月 | 3月 | 4月 | 5月 | 6月 | 7月 | 8月 | 9月 | 10月 | 11月 | 12月 | |
|--------|----------|--------------------------|-----------------------|-----------------------|-----------------------|-----------------------|-----------------------|----------------------|----------------------|----------------------|----------------------|-----------------------|-----------------------|-----------------------|--|
| その他りんご | 長野 | 648 103,680 | 216 38,880 | 432 64,800 | | | | | | | | | | | |
| | 愛媛 | 150 78,192 | | | | | | | | | | | 85 45,900 | 65 32,292 | |
| | ニューズ・ラント | 4,262 1,129,494 | | | | | | | 160 63,189 | 2,902 784,555 | 1,200 281,750 | | | | |
| | 計 | 214,175 58,447,876 | 8,426 1,674,863 | 8,093 1,534,465 | 6,357 1,534,086 | 1,650 364,759 | 5,411 1,285,049 | 1,450 316,948 | 1,187 270,441 | 13,018 3,550,349 | 7,705 2,357,078 | 111,413 28,669,115 | 36,961 11,487,429 | 12,504 5,403,294 | |
| | 平均単価 | 273 | 199 | 190 | 241 | 221 | 237 | 219 | 228 | 273 | 306 | 257 | 311 | 432 | |
| りんご合計 | 計 | 1,521,200 417,757,386 | 171,303 34,547,236 | 193,359 36,386,416 | 131,131 29,666,139 | 106,442 25,914,274 | 103,163 27,775,062 | 69,350 26,883,999 | 45,945 16,954,875 | 43,846 14,100,502 | 73,966 22,820,907 | 183,135 50,117,765 | 246,958 87,408,303 | 152,602 45,181,908 | |
| | 平均単価 | 275 | 202 | 188 | 226 | 243 | 269 | 388 | 369 | 322 | 309 | 274 | 354 | 296 | |
| 幸水 | 秋田 | 91,707 33,640,445 | | | | | | | | 6,402 3,169,217 | 85,305 30,471,228 | | | | |
| | 山形 | 660 216,000 | | | | | | | | 150 56,160 | 510 159,840 | | | | |
| | 茨城 | 290 170,640 | | | | | | | 290 170,640 | | | | | | |
| | 栃木 | 7,070 4,052,160 | | | | | | | | 7,050 4,040,496 | 20 11,664 | | | | |
| | 埼玉 | 9,650 4,924,519 | | | | | | | | 9,650 4,924,519 | | | | | |
| | 新潟 | 3,390 1,426,842 | | | | | | | 116 94,230 | 724 505,872 | 2,060 674,676 | 490 152,064 | | | |
| | 計 | 112,767 44,430,606 | | | | | | | 406 264,870 | 23,976 12,696,264 | 87,895 31,317,408 | 490 152,064 | | | |
| | 平均単価 | 394 | | | | | | | 652 | 530 | 356 | 310 | | | |
| | 豊水 | 秋田 | 40,225 16,123,628 | | | | | | | | | 13,690 5,304,960 | 26,535 10,818,668 | | |
| | | 山形 | 160 44,388 | | | | | | | | | 160 44,388 | | | |
| 茨城 | | 430 146,340 | | | | | | | | | 220 78,300 | | 210 68,040 | | |
| 栃木 | | 5,580 2,409,912 | | | | | | | | 2,790 1,359,288 | 2,790 1,050,624 | | | | |
| 新潟 | | 720 225,936 | | | | | | | | | 580 188,136 | 140 37,800 | | | |
| 計 | | 47,115 18,950,204 | | | | | | | | 2,790 1,359,288 | 17,440 6,666,408 | 26,675 10,856,468 | 210 68,040 | | |

品目別産地別月別取扱高(果実)

令和3年1月～令和3年12月

上段 = 数量、下段 = 金額
単位：数量 = kg、金額 = 円

| 品目名 | 産地名 | 合計 | 1月 | 2月 | 3月 | 4月 | 5月 | 6月 | 7月 | 8月 | 9月 | 10月 | 11月 | 12月 | |
|---------|---------|----------------------|----------------------|----|----|----|----|----|----|-------------|--------------------|----------------------|--------------------|--------------------|--------------------|
| 豊水 | 平均単価 | 402 | | | | | | | | 487 | 382 | 407 | 324 | | |
| | 秋田 | 14,020 7,205,334 | | | | | | | | | | 9,845 5,328,186 | 4,175 1,877,148 | | |
| | 計 | 14,020 7,205,334 | | | | | | | | | | 9,845 5,328,186 | 4,175 1,877,148 | | |
| ラ・フランス | 平均単価 | 514 | | | | | | | | | | 541 | 450 | | |
| | 秋田 | 4,382 1,602,233 | | | | | | | | | | 3,655 1,442,793 | 342 59,648 | 385 99,792 | |
| | 岩手 | 678 287,280 | | | | | | | | | | | 678 287,280 | | |
| | 山形 | 12,223 5,954,083 | 130 64,368 | | | | | | | | | 2,059 913,043 | 8,099 3,784,028 | 1,935 1,192,644 | |
| その他日本なし | 計 | 17,282 7,843,596 | 130 64,368 | | | | | | | | | 5,713 2,355,836 | 9,119 4,130,956 | 2,320 1,292,436 | |
| | 平均単価 | 454 | 495 | | | | | | | | | 412 | 453 | 557 | |
| | 秋田 | 64,719 32,070,992 | | | | | | | | | 4,515 1,964,304 | 59,514 29,869,628 | 690 237,060 | | |
| | 山形 | 150 59,400 | | | | | | | | 35 7,560 | 90 41,040 | 25 10,800 | | | |
| | 福島 | 700 185,436 | | | | | | | | | | | 700 185,436 | | |
| | 茨城 | 500 142,894 | | | | | | | | | 500 142,894 | | | | |
| | 栃木 | 1,165 583,956 | | | | | | | | | | 335 167,400 | 830 416,556 | | |
| | 新潟 | 3,800 1,590,710 | | | | | | | | | | | 3,800 1,590,710 | | |
| | 岡山 | 144 183,600 | | | | | | | | | | | 60 81,000 | 84 102,600 | |
| | 大分 | 180 87,804 | | | | | | | | | | | | 180 87,804 | |
| | 計 | 71,358 34,904,792 | | | | | | | | 35 7,560 | 5,105 2,148,238 | 59,874 30,047,828 | 6,080 2,510,762 | 264 190,404 | |
| | 平均単価 | 489 | | | | | | | | 216 | 421 | 502 | 413 | 721 | |
| | その他西洋なし | 秋田 | 39,736 11,383,405 | | | | | | | | 5,475 1,292,112 | 30,125 8,880,440 | 1,050 139,104 | 20 1,512 | 3,066 1,070,237 |
| | | 青森 | 3,244 1,263,082 | | | | | | | | 2,062 899,597 | 650 211,248 | 502 121,997 | | 30 30,240 |

品目別産地別月別取扱高(果実)

令和3年1月～令和3年12月

上段 = 数量、下段 = 金額
単位：数量 = kg、金額 = 円

| 品目名 | 産地名 | 合計 | 1月 | 2月 | 3月 | 4月 | 5月 | 6月 | 7月 | 8月 | 9月 | 10月 | 11月 | 12月 | |
|---------|------|----------------------|------------------------|---------------|----|----|----|----|-----|--------------------|----------------------|-----------------------|-----------------------|---------------------|--------------------|
| その他西洋なし | 岩手 | 75 30,780 | | | | | | | | | | | 75 30,780 | | |
| | 山形 | 480 147,528 | | | | | | | | | 315 76,140 | | | 165 71,388 | |
| | 新潟 | 2,252 2,245,266 | | | | | | | | | | | 386 423,792 | 1,866 1,821,474 | |
| | 計 | 45,787 15,070,061 | | | | | | | | 7,537 2,191,709 | 31,090 9,167,828 | 1,552 261,101 | 481 456,084 | 5,127 2,993,339 | |
| | 平均単価 | 329 | | | | | | | | 291 | 295 | 168 | 948 | 584 | |
| | なし合計 | 計 | 308,329 128,404,593 | 130 64,368 | | | | | | 406 264,870 | 34,338 16,254,821 | 141,530 49,299,882 | 104,149 49,001,483 | 20,065 9,042,990 | 7,711 4,476,179 |
| 富有柿 | 平均単価 | 416 | 495 | | | | | | 652 | 473 | 348 | 470 | 451 | 580 | |
| | 山梨 | 173 105,408 | | | | | | | | | | 150 92,448 | 23 12,960 | | |
| | 岐阜 | 50 32,400 | | | | | | | | | | 50 32,400 | | | |
| | 奈良 | 580 253,260 | | | | | | | | | | | 580 253,260 | | |
| | 和歌山 | 560 195,264 | | | | | | | | | | | 400 138,024 | 160 57,240 | |
| | 愛媛 | 1,200 478,850 | | | | | | | | | | | 1,000 398,282 | 200 80,568 | |
| | 福岡 | 790 414,504 | 790 414,504 | | | | | | | | | | | | |
| | 計 | 3,353 1,479,686 | 790 414,504 | | | | | | | | | | 200 124,848 | 2,003 802,526 | 360 137,808 |
| | 平均単価 | 441 | 525 | | | | | | | | | | 624 | 401 | 383 |
| | 平核無柿 | 秋田 | 338 88,798 | | | | | | | | | | 250 67,932 | 88 20,866 | |
| 山形 | | 24,578 4,761,396 | | | | | | | | | | 8,355 1,707,696 | 16,223 3,053,700 | | |
| 新潟 | | 3,855 1,435,212 | | | | | | | | | | | 3,855 1,435,212 | | |
| 奈良 | | 855 313,740 | | | | | | | | | | | 855 313,740 | | |
| 和歌山 | | 5,468 2,448,900 | | | | | | | | | 4,185 1,918,080 | | 1,283 530,820 | | |
| 計 | | 35,093 9,048,046 | | | | | | | | | | 4,185 1,918,080 | 8,605 1,775,628 | 22,303 5,354,338 | |

品目別産地別月別取扱高(果実)

令和3年1月～令和3年12月

上段 = 数量、下段 = 金額
単位：数量 = kg、金額 = 円

| 品目名 | 産地名 | 合計 | 1月 | 2月 | 3月 | 4月 | 5月 | 6月 | 7月 | 8月 | 9月 | 10月 | 11月 | 12月 | |
|-------|------|----------------------|----------------------|----|----|----|----|----|----------------|--------------------|--------------------|----------------------|---------------------|------------------|------------------|
| 平核無柿 | 平均単価 | 258 | | | | | | | | | 458 | 206 | 240 | | |
| | 刀根早生 | 新潟 | 4,950 1,824,984 | | | | | | | | | | 4,950 1,824,984 | | |
| | | 奈良 | 8,693 3,373,596 | | | | | | | 180 118,476 | 1,980 1,210,032 | 2,603 958,824 | 3,930 1,086,264 | | |
| | | 和歌山 | 17,250 6,055,602 | | | | | | | | | 225 112,320 | 15,952 5,532,666 | 15 6,912 | 1,058 403,704 |
| | | 計 | 30,893 11,254,182 | | | | | | | 180 118,476 | 1,980 1,210,032 | 2,828 1,071,144 | 24,832 8,443,914 | 15 6,912 | 1,058 403,704 |
| | | 平均単価 | 364 | | | | | | | 658 | 611 | 379 | 340 | 461 | 382 |
| その他甘柿 | 秋田 | 89 24,116 | | | | | | | | | | 21 3,402 | 68 20,714 | | |
| | 愛知 | 710 290,088 | | | | | | | | | | | 440 179,280 | 270 110,808 | |
| | 奈良 | 943 882,019 | | | | | | | | | 583 583,139 | 360 298,880 | | | |
| | 和歌山 | 38 20,520 | | | | | | | | | 38 20,520 | | | | |
| | 福岡 | 1,947 848,264 | | | | | | | | | | 1,452 540,216 | 369 119,340 | 126 188,708 | |
| | 計 | 3,727 2,065,007 | | | | | | | | | | 621 603,659 | 1,833 842,498 | 877 319,334 | 396 299,516 |
| | 平均単価 | 554 | | | | | | | | | | 973 | 460 | 364 | 756 |
| その他渋柿 | 秋田 | 443 38,415 | | | | | | | | | | 113 14,958 | 330 23,457 | | |
| | 青森 | 150 100,980 | | | | | | | | 150 100,980 | | | | | |
| | 奈良 | 807 542,700 | | | | | | | 274 190,944 | 533 351,756 | | | | | |
| | 和歌山 | 6,089 2,024,266 | | | | | | | | | 645 256,608 | 120 81,540 | 5,324 1,686,118 | | |
| | 愛媛 | 504 350,460 | | | | | | | | | | 70 29,808 | 204 178,632 | 230 142,020 | |
| | 計 | 7,992 3,056,821 | | | | | | | 274 190,944 | 683 452,736 | 645 256,608 | 303 126,306 | 5,857 1,888,207 | 230 142,020 | |
| | 平均単価 | 383 | | | | | | | 697 | 663 | 398 | 418 | 322 | 617 | |
| かき合計 | 計 | 81,057 26,903,742 | 790 414,504 | | | | | | 454 309,420 | 2,663 1,662,768 | 8,278 3,849,491 | 35,773 11,313,194 | 31,055 8,371,317 | 2,044 983,048 | |

品目別産地別月別取扱高(果実)

令和3年1月～令和3年12月

上段 = 数量、下段 = 金額
単位：数量 = kg、金額 = 円

| 品目名 | 産地名 | 合計 | 1月 | 2月 | 3月 | 4月 | 5月 | 6月 | 7月 | 8月 | 9月 | 10月 | 11月 | 12月 | |
|-------------|-------------|---------|-------|--------|---------|---------|-----------|------------|------------|------------|------------|--------|-----|-----|--|
| かき合計 | 平均単価 | 332 | 525 | | | | | | 682 | 625 | 465 | 316 | 270 | 481 | |
| | びわ | 5 | | | | | | 5 | | | | | | | |
| | | 和歌山 | 6,912 | | | | | | 6,912 | | | | | | |
| | | 愛媛 | 573 | | | | | | 573 | | | | | | |
| | | 701,352 | | | | | | | 701,352 | | | | | | |
| | | 388 | | | | 18 | 114 | 256 | | | | | | | |
| 636,920 | | | | 53,352 | 243,043 | 340,525 | | | | | | | | | |
| 966 | | | | 18 | 114 | 257 | 577 | | | | | | | | |
| 1,345,184 | | | | 53,352 | 243,043 | 340,525 | 708,264 | | | | | | | | |
| もも | 平均単価 | 1,393 | | | 2,964 | 2,141 | 1,326 | 1,226 | | | | | | | |
| | 135,710 | | | | | | | | 925 | 63,611 | 71,024 | 150 | | | |
| | 82,017,334 | | | | | | | | 461,538 | 37,918,044 | 43,543,900 | 93,852 | | | |
| | 760 | | | | | | | | | 760 | | | | | |
| | 271,123 | | | | | | | | | 271,123 | | | | | |
| | 180 | | | | | | | 180 | | | | | | | |
| | 135,000 | | | | | | | 135,000 | | | | | | | |
| | 2,526 | | | | | | | | | 2,251 | 275 | | | | |
| | 897,674 | | | | | | | | | 820,454 | 77,220 | | | | |
| | 17,433 | | | | | | | | | 6,448 | 10,985 | | | | |
| | 10,306,591 | | | | | | | | | 3,833,719 | 6,472,872 | | | | |
| | 50 | | | | | | | | | 50 | | | | | |
| | 32,400 | | | | | | | | | 32,400 | | | | | |
| | 26,768 | | | | | | 85 | 4,795 | 15,178 | 6,645 | 65 | | | | |
| | 19,650,564 | | | | | | 204,768 | 3,902,654 | 10,826,242 | 4,639,680 | 77,220 | | | | |
| | 127 | | | | | | 66 | 11 | | 50 | | | | | |
| | 208,440 | | | | | | 150,120 | 15,120 | | 43,200 | | | | | |
| 760 | | | | | | 54 | 706 | | | | | | | | |
| 1,225,361 | | | | | | 103,770 | 1,121,591 | | | | | | | | |
| 42 | | | | | | | 42 | | | | | | | | |
| 55,080 | | | | | | | 55,080 | | | | | | | | |
| 28 | | | | | | 28 | | | | | | | | | |
| 48,708 | | | | | | 48,708 | | | | | | | | | |
| 184,384 | | | | | | 233 | 5,734 | 22,600 | 84,303 | 71,364 | 150 | | | | |
| 114,848,275 | | | | | | 507,366 | 5,229,445 | 15,153,899 | 50,165,373 | 43,698,340 | 93,852 | | | | |
| もも合計 | 平均単価 | 623 | | | | | 2,180 | 912 | 671 | 595 | 612 | 626 | | | |
| | 184,384 | | | | | | 233 | 5,734 | 22,600 | 84,303 | 71,364 | 150 | | | |
| | 114,848,275 | | | | | | 507,366 | 5,229,445 | 15,153,899 | 50,165,373 | 43,698,340 | 93,852 | | | |
| | 平均単価 | 623 | | | | | 2,180 | 912 | 671 | 595 | 612 | 626 | | | |

品目別産地別月別取扱高(果実)

令和3年1月～令和3年12月

上段 = 数量、下段 = 金額
単位：数量 = kg、金額 = 円

| 品目名 | 産地名 | 合計 | 1月 | 2月 | 3月 | 4月 | 5月 | 6月 | 7月 | 8月 | 9月 | 10月 | 11月 | 12月 |
|-------|------|--------------------|----------------|----|----|----|--------------|--------------------|--------------------|------------------|----------------|-----|-----|-----|
| ネクタリン | 秋田 | 27 7,517 | | | | | | | | | 27 7,517 | | | |
| | 青森 | 324 226,972 | | | | | | | | | 324 226,972 | | | |
| | 福島 | 910 620,892 | | | | | | | | 605 415,476 | 305 205,416 | | | |
| | 山梨 | 550 380,160 | | | | | | | 120 94,500 | 430 285,660 | | | | |
| | 長野 | 263 210,794 | | | | | | | 156 127,396 | 107 83,398 | | | | |
| | 計 | 2,074 1,446,335 | | | | | | | 276 221,896 | 1,142 784,534 | 656 439,905 | | | |
| | 平均単価 | 697 | | | | | | | 803 | 687 | 671 | | | |
| 大石 | 青森 | 1,000 322,964 | | | | | | | | 1,000 322,964 | | | | |
| | 山形 | 1,195 738,936 | | | | | | | 1,195 738,936 | | | | | |
| | 福島 | 681 421,439 | | | | | | 525 320,868 | 156 100,571 | | | | | |
| | 山梨 | 2,392 1,431,841 | | | | | | 2,217 1,338,184 | 175 93,657 | | | | | |
| | 長野 | 145 80,676 | | | | | | | 145 80,676 | | | | | |
| | 和歌山 | 1,652 1,317,297 | | | | | 26 32,658 | 1,626 1,284,639 | | | | | | |
| | 熊本 | 141 155,866 | | | | | | 141 155,866 | | | | | | |
| | 計 | 7,206 4,469,019 | | | | | 26 32,658 | 4,509 3,099,557 | 1,671 1,013,840 | 1,000 322,964 | | | | |
| | 平均単価 | 620 | | | | | 1,276 | 687 | 607 | 323 | | | | |
| | ソルダム | 山形 | 498 331,948 | | | | | | | 104 78,797 | 394 253,151 | | | |
| 山梨 | | 5,039 2,436,070 | | | | | | 802 530,150 | 4,237 1,905,920 | | | | | |
| 長野 | | 73 50,112 | | | | | | | 28 21,168 | 45 28,944 | | | | |
| 和歌山 | | 200 163,036 | | | | | | 200 163,036 | | | | | | |
| 佐賀 | | 48 57,024 | | | | | | 48 57,024 | | | | | | |

品目別産地別月別取扱高(果実)

令和3年1月～令和3年12月

上段 = 数量、下段 = 金額
単位：数量 = kg、金額 = 円

| 品目名 | 産地名 | 合計 | 1月 | 2月 | 3月 | 4月 | 5月 | 6月 | 7月 | 8月 | 9月 | 10月 | 11月 | 12月 |
|--------|------|--------------------|----|------------|----|------------|------------|--------------------|--------------------|--------------------|--------------------|----------------|------------|------------|
| ソルダム | 熊本 | 616 686,103 | | | | | | 616 686,103 | | | | | | |
| | 計 | 6,475 3,724,293 | | | | | | 1,666 1,436,313 | 4,370 2,005,885 | 439 282,095 | | | | |
| | 平均単価 | 575 | | | | | | 862 | 459 | 642 | | | | |
| 太陽 | 青森 | 460 171,363 | | | | | | | | | 460 171,363 | | | |
| | 山形 | 878 628,733 | | | | | | | | 688 505,613 | 190 123,120 | | | |
| | 山梨 | 3,148 2,183,996 | | | | | | | 972 724,593 | 2,176 1,459,403 | | | | |
| | 長野 | 276 214,618 | | | | | | | | | 276 214,618 | | | |
| | 計 | 4,762 3,198,710 | | | | | | | 972 724,593 | 2,864 1,965,016 | 926 509,101 | | | |
| 貴陽 | 平均単価 | 672 | | | | | | | 745 | 686 | 550 | | | |
| | 秋田 | 9 6,480 | | | | | | | | 9 6,480 | | | | |
| | 山梨 | 461 363,366 | | | | | | | 461 363,366 | | | | | |
| | 計 | 470 369,846 | | | | | | | 461 363,366 | 9 6,480 | | | | |
| | 平均単価 | 787 | | | | | | | 788 | 720 | | | | |
| その他すもも | 秋田 | 955 538,586 | | | | | | | | 540 290,412 | 385 247,526 | 30 648 | | |
| | 北海道 | 730 500,580 | | | | | | | | | 485 327,024 | 245 173,556 | | |
| | 青森 | 2,462 1,121,172 | | | | | | | | | 2,422 1,099,572 | 40 21,600 | | |
| | 山形 | 793 452,400 | | | | | | | | 194 128,304 | 599 324,096 | | | |
| | 栃木 | 3 4,104 | | | | | | | 3 4,104 | | | | | |
| | 山梨 | 4,894 3,376,768 | | | | | | 625 413,833 | 2,031 1,091,447 | 2,098 1,801,721 | 140 69,767 | | | |
| | 長野 | 1,081 756,216 | | | | | | | 245 146,988 | 500 344,196 | 251 204,444 | 85 60,588 | | |
| | アメリカ | 63 84,383 | | 3 3,488 | | 3 4,104 | 3 2,897 | 8 10,476 | 19 28,728 | 9 12,420 | 6 8,208 | 5 6,264 | 2 2,052 | 5 5,746 |

品目別産地別月別取扱高(果実)

令和3年1月～令和3年12月

上段 = 数量、下段 = 金額
単位：数量 = kg、金額 = 円

| 品目名 | 産地名 | 合計 | 1月 | 2月 | 3月 | 4月 | 5月 | 6月 | 7月 | 8月 | 9月 | 10月 | 11月 | 12月 | |
|--------|------|----------------------|------------|------------|------------|--------------|--------------|----------------------|----------------------|--------------------|--------------------|------------------|---------------|-------------|---|
| その他すもも | チリ | 42 57,888 | 2 2,160 | 2 2,160 | 3 4,104 | 5 10,800 | 3 4,320 | 3 4,320 | 5 6,480 | 2 2,160 | 6 6,480 | 3 4,320 | 6 8,424 | 2 2,160 | |
| | トルコ | 3 4,320 | | | | | | | | | | | 1 2,160 | 2 2,160 | |
| | 計 | 11,027 6,896,417 | 2 2,160 | 4 5,648 | 3 4,104 | 11 14,904 | 6 7,217 | 6 428,629 | 636 1,277,747 | 2,305 2,579,213 | 3,344 2,287,117 | 4,291 266,976 | 408 12,636 | 9 10,066 | 8 |
| | 平均単価 | 625 | 1,440 | 1,338 | 1,440 | 1,406 | 1,266 | 674 | 554 | 771 | 533 | 655 | 1,404 | 1,258 | |
| すもも合計 | 計 | 29,939 18,658,285 | 2 2,160 | 4 5,648 | 3 4,104 | 11 14,904 | 31 39,875 | 6,811 4,964,499 | 9,776 5,385,431 | 7,656 5,155,768 | 5,220 2,796,218 | 408 266,976 | 9 12,636 | 8 10,066 | |
| | 平均単価 | 623 | 1,440 | 1,338 | 1,440 | 1,406 | 1,274 | 729 | 551 | 673 | 536 | 655 | 1,404 | 1,258 | |
| ジャボレー | 秋田 | 98 145,800 | | | | | | 98 145,800 | | | | | | | |
| | 計 | 98 145,800 | | | | | | 98 145,800 | | | | | | | |
| | 平均単価 | 1,482 | | | | | | 1,482 | | | | | | | |
| 佐藤錦 | 秋田 | 28,133 68,669,825 | | | | | | 11,357 32,659,977 | 16,776 36,009,848 | | | | | | |
| | 山形 | 17 55,382 | | | | | | 17 55,382 | | | | | | | |
| | 茨城 | 6 21,600 | | | | | 6 21,600 | | | | | | | | |
| | 計 | 28,157 68,746,807 | | | | | 6 21,600 | 11,375 32,715,359 | 16,776 36,009,848 | | | | | | |
| 高砂 | 平均単価 | 2,442 | | | | | 3,375 | 2,876 | 2,147 | | | | | | |
| | 秋田 | 291 455,328 | | | | | | 291 455,328 | | | | | | | |
| | 山形 | 2 6,480 | | | | | 2 6,480 | | | | | | | | |
| | 計 | 293 461,808 | | | | | 2 6,480 | 291 455,328 | | | | | | | |
| ナボレオン | 平均単価 | 1,574 | | | | | 2,700 | 1,565 | | | | | | | |
| | 秋田 | 201 250,992 | | | | | | | 201 250,992 | | | | | | |
| | 計 | 201 250,992 | | | | | | | 201 250,992 | | | | | | |
| | 平均単価 | 1,247 | | | | | | | 1,247 | | | | | | |

品目別産地別月別取扱高(果実)

令和3年1月～令和3年12月

上段 = 数量、下段 = 金額
単位：数量 = kg、金額 = 円

| 品目名 | 産地名 | 合計 | 1月 | 2月 | 3月 | 4月 | 5月 | 6月 | 7月 | 8月 | 9月 | 10月 | 11月 | 12月 |
|----------|----------|------------|----|----|----|---------|-----------|------------|------------|-----------|---------|--------|--------|---------|
| アメリカチェリー | アメリカ | 6,671 | | | | 66 | 2,463 | 2,846 | 1,022 | 274 | | | | |
| | | 12,429,595 | | | | 160,920 | 4,831,860 | 5,026,255 | 2,029,320 | 381,240 | | | | |
| | 計 | 6,671 | | | | 66 | 2,463 | 2,846 | 1,022 | 274 | | | | |
| | | 12,429,595 | | | | 160,920 | 4,831,860 | 5,026,255 | 2,029,320 | 381,240 | | | | |
| | 平均単価 | 1,863 | | | | 2,453 | 1,962 | 1,766 | 1,985 | 1,392 | | | | |
| その他おうとう | 秋田 | 6,519 | | | | | | 2,387 | 4,132 | | | | | |
| | | 13,866,152 | | | | | | 3,610,072 | 10,256,080 | | | | | |
| | 山形 | 379 | | | | | | 379 | | | | | | |
| | | 603,675 | | | | | | 603,675 | | | | | | |
| | ニュージーランド | 18 | | | | | | | | | | | | 18 |
| | | 66,420 | | | | | | | | | | | | 66,420 |
| | チリ | 30 | | | | | | | | | | | | 30 |
| | 82,080 | | | | | | | | | | | | 82,080 | |
| | 計 | 6,946 | | | | | | 2,767 | 4,131 | | | | | 48 |
| | | 14,618,327 | | | | | | 4,213,747 | 10,256,080 | | | | | 148,500 |
| | 平均単価 | 2,104 | | | | | | 1,523 | 2,482 | | | | | 3,094 |
| おうとう合計 | 計 | 42,367 | | | | 66 | 2,472 | 17,377 | 22,130 | 274 | | | | 48 |
| | | 96,653,329 | | | | 160,920 | 4,859,940 | 42,556,489 | 48,546,240 | 381,240 | | | | 148,500 |
| | 平均単価 | 2,281 | | | | 2,453 | 1,966 | 2,449 | 2,194 | 1,392 | | | | 3,094 |
| その他仁果核果類 | 秋田 | 59 | | | | | | | 13 | | | 16 | 30 | |
| | | 10,854 | | | | | | | 2,268 | | | 5,346 | 3,240 | |
| | 青森 | 396 | | | | | | | 396 | | | | | |
| | | 172,800 | | | | | | | 172,800 | | | | | |
| | 長野 | 318 | | | | | | 238 | 80 | | | | | |
| | | 393,812 | | | | | | 293,026 | 100,786 | | | | | |
| | アメリカ | 105 | | | | | | | | | 5 | 5 | 65 | 30 |
| | 83,160 | | | | | | | | | 6,264 | 6,264 | 50,112 | 20,520 | |
| | 計 | 878 | | | | | | 237 | 490 | | 5 | 21 | 95 | 30 |
| | | 660,626 | | | | | | 293,026 | 275,854 | | 6,264 | 11,610 | 53,352 | 20,520 |
| | 平均単価 | 752 | | | | | | 1,235 | 564 | | 1,253 | 544 | 562 | 684 |
| デラウェア | 秋田 | 127 | | | | | | | | 127 | | | | |
| | | 74,520 | | | | | | | | 74,520 | | | | |
| | 山形 | 6,305 | | | | | | 41 | 2,716 | 3,428 | 120 | | | |
| | | 6,114,740 | | | | | | 57,283 | 2,709,574 | 3,234,267 | 113,616 | | | |
| | 新潟 | 178 | | | | | | | 98 | 80 | | | | |
| | 66,312 | | | | | | | 31,752 | 34,560 | | | | | |
| 山梨 | 181 | | | | | 153 | | 28 | | | | | | |
| | 288,684 | | | | | 281,124 | | 7,560 | | | | | | |

品目別産地別月別取扱高(果実)

令和3年1月～令和3年12月

上段 = 数量、下段 = 金額
単位：数量 = kg、金額 = 円

| 品目名 | 産地名 | 合計 | 1月 | 2月 | 3月 | 4月 | 5月 | 6月 | 7月 | 8月 | 9月 | 10月 | 11月 | 12月 |
|-------|------|----------------------|----|----|----|----|----------------|--------------------|--------------------|---------------------|----------------------|--------------------|----------------|------------|
| デラウェア | 大阪 | 1,924 2,305,282 | | | | | 65 102,708 | 1,253 1,645,942 | 606 556,632 | | | | | |
| | 鳥取 | 5 14,040 | | | | | 5 14,040 | | | | | | | |
| | 島根 | 26 69,833 | | | | | 26 69,833 | | | | | | | |
| | 計 | 8,746 8,933,411 | | | | | 249 467,705 | 1,294 1,703,225 | 3,448 3,305,518 | 3,635 3,343,347 | 120 113,616 | | | |
| | 平均単価 | 1,021 | | | | | 1,876 | 1,316 | 959 | 920 | 944 | | | |
| キャンベル | 秋田 | 28,720 10,839,582 | | | | | | | | 15,434 5,739,282 | 13,286 5,100,300 | | | |
| | 岩手 | 2,538 948,294 | | | | | | | | | 2,538 948,294 | | | |
| | 山形 | 492 225,828 | | | | | | | | 492 225,828 | | | | |
| | 栃木 | 5,512 2,597,940 | | | | | | | | 5,512 2,597,940 | | | | |
| | 計 | 37,262 14,611,644 | | | | | | | | 21,438 8,563,050 | 15,824 6,048,594 | | | |
| 平均単価 | 392 | | | | | | | | 399 | 382 | | | | |
| 巨峰 | 秋田 | 2,990 3,092,418 | | | | | | | | | 2,207 2,212,056 | 783 880,362 | | |
| | 山形 | 269 348,732 | | | | | | | | | 8 4,752 | 256 335,340 | | 5 8,640 |
| | 福島 | 4,829 5,065,416 | | | | | | | | | 4,411 4,596,372 | 328 363,960 | 90 105,084 | |
| | 栃木 | 942 1,095,768 | | | | | 43 113,076 | 293 297,216 | 254 402,084 | 147 126,684 | 205 156,708 | | | |
| | 新潟 | 1,368 1,623,240 | | | | | | | 366 443,556 | 936 1,120,284 | 66 59,400 | | | |
| | 山梨 | 9,646 11,975,740 | | | | | 20 89,640 | 121 312,660 | 839 1,248,102 | 7,035 8,393,328 | 1,507 1,766,662 | 124 165,348 | | |
| | 長野 | 4,720 6,747,419 | | | | | | 60 96,660 | 202 362,124 | 308 388,368 | 2,296 2,875,079 | 1,778 2,880,576 | 76 144,612 | |
| | 福岡 | 6 14,688 | | | | | | | 6 14,688 | | | | | |
| | 計 | 24,771 29,963,421 | | | | | 63 202,716 | 480 721,224 | 1,661 2,455,866 | 8,426 10,028,664 | 10,701 11,671,029 | 3,269 4,625,586 | 166 249,696 | 5 8,640 |
| | 平均単価 | 1,210 | | | | | 3,218 | 1,504 | 1,478 | 1,190 | 1,091 | 1,415 | 1,504 | 1,728 |

品目別産地別月別取扱高(果実)

令和3年1月～令和3年12月

上段 = 数量、下段 = 金額
単位：数量 = kg、金額 = 円

| 品目名 | 産地名 | 合計 | 1月 | 2月 | 3月 | 4月 | 5月 | 6月 | 7月 | 8月 | 9月 | 10月 | 11月 | 12月 | |
|--------|--------|----------------------|----------------------|------------------|------------------|---------------|-------------|--------------|----------------|--------------------|---------------------|---------------------|---------------------|--------------------|--------------------|
| ナイヤガラ | 秋田 | 14,704 5,682,582 | | | | | | | | 2,190 871,776 | 11,852 4,547,718 | 662 263,088 | | | |
| | 岩手 | 4,084 1,823,958 | | | | | | | | 266 136,458 | 2,378 1,056,078 | 1,440 631,422 | | | |
| | 山形 | 178 73,440 | | | | | | | | 132 58,536 | 46 14,904 | | | | |
| | 計 | 18,966 7,579,980 | | | | | | | | 2,588 1,066,770 | 14,276 5,618,700 | 2,102 894,510 | | | |
| | 平均単価 | 400 | | | | | | | | 412 | 394 | 426 | | | |
| ピオーネ | 秋田 | 1,607 2,015,496 | | | | | | | 10 5,400 | | 1,296 1,634,796 | 301 375,300 | | | |
| | 青森 | 187 206,820 | | | | | | | | | | 132 140,184 | 55 66,636 | | |
| | 山形 | 1,687 2,121,984 | | | | | | | | | 82 94,932 | 1,605 2,027,052 | | | |
| | 福島 | 877 978,264 | | | | | | | | | 475 480,708 | 140 165,348 | 262 332,208 | | |
| | 栃木 | 144 266,760 | | | | | | 36 69,120 | 108 197,640 | | | | | | |
| | 新潟 | 4 4,320 | | | | | | | | | 4 4,320 | | | | |
| | 山梨 | 4,679 4,408,776 | | | | | 3 17,280 | 5 11,880 | 32 48,600 | 1,942 2,369,952 | 2,666 1,912,680 | 31 48,384 | | | |
| | 長野 | 535 768,852 | | | | | | | | | 125 161,460 | 410 607,392 | | | |
| | 岡山 | 1,710 1,985,905 | | | | | | | | 325 368,820 | 700 713,016 | 685 904,069 | | | |
| | 計 | 11,431 12,757,177 | | | | | 3 17,280 | 41 81,000 | 150 251,640 | 2,267 2,738,772 | 5,349 5,001,912 | 3,304 4,267,729 | 317 398,844 | | |
| | 平均単価 | 1,116 | | | | | 5,760 | 1,976 | 1,683 | 1,208 | 935 | 1,292 | 1,258 | | |
| | スチューベン | 秋田 | 23,000 9,977,688 | | | | | | | | 462 208,872 | 14,878 6,390,522 | 7,502 3,314,736 | 130 54,486 | 28 9,072 |
| | | 青森 | 19,323 10,016,287 | 1,425 693,576 | 1,310 592,855 | 110 51,516 | | | | | | | 5,965 3,061,368 | 6,330 3,318,732 | 4,183 2,298,240 |
| | | 計 | 42,323 19,993,975 | 1,425 693,576 | 1,310 592,855 | 110 51,516 | | | | | 462 208,872 | 14,878 6,390,522 | 13,467 6,376,104 | 6,460 3,373,218 | 4,211 2,307,312 |
| 平均単価 | | 472 | 487 | 453 | 468 | | | | | 452 | 430 | 473 | 522 | 548 | |
| その他ぶどう | 秋田 | 12,355 20,479,252 | | | | | | | | 492 208,656 | 3,173 5,469,876 | 8,621 14,731,600 | 69 69,120 | | |

品目別産地別月別取扱高(果実)

令和3年1月～令和3年12月

上段 = 数量、下段 = 金額
単位：数量 = kg、金額 = 円

| 品目名 | 産地名 | 合計 | 1月 | 2月 | 3月 | 4月 | 5月 | 6月 | 7月 | 8月 | 9月 | 10月 | 11月 | 12月 | |
|--------|---------|------------------------|------------------------|--------------------|---------------------|---------------------|---------------------|---------------------|--------------------|----------------------|----------------------|----------------------|----------------------|----------------------|--------------------|
| その他ぶどう | 青森 | 878 1,522,273 | | | | | | | | | 21 36,504 | 456 559,224 | 226 508,302 | 175 418,243 | |
| | 山形 | 365 406,296 | | | | | | | | | | 365 406,296 | | | |
| | 福島 | 469 811,728 | | | | | | | | | 315 542,160 | 130 231,768 | 24 37,800 | | |
| | 栃木 | 270 619,164 | | | | | | 75 255,960 | 34 73,440 | 77 154,980 | 84 134,784 | | | | |
| | 群馬 | 205 380,808 | | | | | | | | | | | | 205 380,808 | |
| | 新潟 | 374 447,552 | | | | | | | 9 8,640 | 68 83,160 | 224 263,088 | 73 92,664 | | | |
| | 山梨 | 28,277 54,111,672 | | | | | | | 207 861,300 | 1,233 4,168,908 | 9,470 18,593,820 | 14,007 25,017,984 | 3,180 5,171,580 | 180 298,080 | |
| | 長野 | 10,441 27,157,842 | 105 341,928 | 10 32,400 | | | 43 335,232 | 239 1,391,580 | 175 762,480 | 758 2,692,980 | 2,798 6,434,640 | 2,087 4,374,432 | 2,635 6,248,340 | 1,591 4,543,830 | |
| | 岡山 | 1,134 2,664,274 | | | | | | | 35 136,836 | 50 133,920 | 469 1,408,428 | 86 74,304 | 170 289,332 | 299 556,114 | 25 65,340 |
| | 香川 | 20 72,360 | | | | | | | | | | 20 72,360 | | | |
| | 福岡 | 357 814,235 | | | | | | | | | | 357 814,235 | | | |
| | アメリカ | 7,572 3,592,587 | 2,858 940,388 | 518 142,668 | | | | | | 29 13,478 | 9 4,320 | 77 32,832 | 327 202,824 | 1,644 1,013,051 | 2,110 1,243,026 |
| | オーストラリア | 10,488 4,195,757 | | | 1,035 396,900 | 5,054 1,918,188 | 1,716 736,733 | 2,286 963,036 | 315 125,820 | 82 55,080 | | | | | |
| | メキシコ | 82 55,512 | | | | | | | | 57 39,312 | 25 16,200 | | | | |
| | チリ | 36,973 14,605,287 | 533 339,336 | 2,496 1,293,937 | 9,041 3,730,320 | 8,024 2,917,825 | 12,131 4,680,379 | 3,920 1,380,867 | 828 262,623 | | | | | | |
| | 計 | 110,259 131,936,599 | 3,497 1,621,652 | 3,024 1,469,005 | 10,076 4,127,220 | 13,078 4,836,013 | 13,889 5,752,344 | 6,761 4,989,579 | 2,730 5,588,621 | 11,824 24,104,219 | 20,788 38,006,172 | 15,409 26,059,720 | 5,078 8,730,807 | 4,105 6,651,247 | |
| | ぶどう合計 | 平均単価 | 1,197 | 464 | 486 | 410 | 370 | 414 | 738 | 2,047 | 2,039 | 1,828 | 1,691 | 1,720 | 1,620 |
| | | 計 | 253,756 225,776,207 | 4,922 2,315,228 | 4,334 2,061,860 | 10,186 4,178,736 | 13,078 4,836,013 | 14,204 6,440,045 | 8,576 7,495,028 | 7,989 11,601,645 | 50,639 50,053,694 | 81,935 72,850,545 | 37,551 42,223,649 | 12,021 12,752,565 | 8,321 8,967,199 |
| | | 平均単価 | 890 | 470 | 476 | 410 | 370 | 453 | 874 | 1,452 | 988 | 889 | 1,124 | 1,061 | 1,078 |
| | くり | 秋田 | 2,111 854,656 | | | | | | | | | 1,564 624,854 | 547 229,802 | | |
| 茨城 | | 820 522,288 | | | | | | | | | 705 421,848 | 115 100,440 | | | |

品目別産地別月別取扱高(果実)

令和3年1月～令和3年12月

上段 = 数量、下段 = 金額
単位：数量 = kg、金額 = 円

| 品目名 | 産地名 | 合計 | 1月 | 2月 | 3月 | 4月 | 5月 | 6月 | 7月 | 8月 | 9月 | 10月 | 11月 | 12月 |
|-------|------|------------------------|----------------------|----------------------|----------------------|----------------------|----------------------|--------------------|----------------|----------------|---------------------|---------------------|--------------------|----------------------|
| くり | 愛媛 | 50 81,000 | | | | | | | | | 50 81,000 | | | |
| | 計 | 2,981 1,457,944 | | | | | | | | | 2,319 1,127,702 | 662 330,242 | | |
| | 平均単価 | 489 | | | | | | | | | 486 | 499 | | |
| いちぢく | 秋田 | 24,665 12,591,585 | | | | | | | | 2 1,728 | 10,334 5,772,708 | 9,227 4,679,775 | 5,102 2,137,374 | |
| | 宮城 | 1,668 1,036,854 | | | | | | | | | 460 279,774 | 1,208 757,080 | | |
| | 山形 | 1,245 732,780 | | | | | | | | 12 9,720 | 1,233 723,060 | | | |
| | 茨城 | 48 58,536 | | | | | | | 48 58,536 | | | | | |
| | 埼玉 | 40 37,692 | | | | | | | | 24 24,732 | 16 12,960 | | | |
| | 千葉 | 167 149,126 | | | | | | | | 53 56,030 | 101 85,536 | | 13 7,560 | |
| | 新潟 | 3,972 4,830,873 | | | | | | | | | 874 1,067,131 | 1,743 2,229,022 | 1,355 1,534,720 | |
| | 静岡 | 39 31,752 | | | | | | | | | 39 31,752 | | | |
| | 愛知 | 337 462,629 | | | | 8 16,848 | 59 121,608 | 10 15,984 | 67 98,410 | 72 82,296 | 91 94,651 | 30 32,832 | | |
| | 和歌山 | 71 31,104 | | | | | | | | | 71 31,104 | | | |
| | 計 | 32,252 19,962,931 | | | | 8 16,848 | 59 121,608 | 10 15,984 | 115 156,946 | 163 174,506 | 13,219 8,098,676 | 12,209 7,698,709 | 6,469 3,679,654 | |
| 平均単価 | 619 | | | | 2,006 | 2,068 | 1,665 | 1,362 | 1,069 | 613 | 631 | 569 | | |
| とちおとめ | 秋田 | 32 54,432 | | | | 32 54,432 | | | | | | | | |
| | 青森 | 109 123,012 | 53 58,212 | | | | | | | | | | | 56 64,800 |
| | 宮城 | 16,730 25,644,382 | 1,864 2,772,232 | 1,785 2,656,654 | 2,958 4,526,064 | 3,865 5,372,235 | 3,049 4,307,872 | 1,519 1,958,968 | | | | 36 63,072 | 703 1,182,287 | 951 2,804,998 |
| | 茨城 | 224 298,944 | | 224 298,944 | | | | | | | | | | |
| | 栃木 | 131,647 179,976,387 | 24,928 32,689,655 | 20,602 26,710,452 | 24,399 32,163,263 | 23,530 23,682,585 | 13,650 12,069,011 | | | | | | 3,950 6,941,753 | 20,588 45,719,668 |
| | 東京 | 45 93,312 | 45 93,312 | | | | | | | | | | | |

品目別産地別月別取扱高(果実)

令和3年1月～令和3年12月

上段 = 数量、下段 = 金額
単位：数量 = kg、金額 = 円

| 品目名 | 産地名 | 合計 | 1月 | 2月 | 3月 | 4月 | 5月 | 6月 | 7月 | 8月 | 9月 | 10月 | 11月 | 12月 | |
|--------|------|------------------------|----------------------|----------------------|----------------------|----------------------|----------------------|--------------------|--------------------|--------------------|------------------|------------------|--------------------|----------------------|--------------------|
| とちおとめ | 計 | 148,787 206,190,469 | 26,889 35,613,411 | 22,611 29,666,050 | 27,357 36,689,327 | 27,428 29,109,252 | 16,699 16,376,883 | 1,519 1,958,968 | | | | 36 63,072 | 4,653 8,124,040 | 21,595 48,589,466 | |
| | 平均単価 | 1,386 | 1,324 | 1,312 | 1,341 | 1,061 | 981 | 1,289 | | | | 1,767 | 1,746 | 2,250 | |
| あまおう | 栃木 | 30 38,880 | | | 30 38,880 | | | | | | | | | | |
| | 福岡 | 3,499 6,271,215 | 773 1,648,685 | 1,150 1,993,767 | 1,400 2,229,271 | 18 | | | | | | | 8 21,060 | 150 378,432 | |
| | 計 | 3,529 6,310,095 | 773 1,648,685 | 1,150 1,993,767 | 1,430 2,268,151 | 18 | | | | | | | 8 21,060 | 150 378,432 | |
| | 平均単価 | 1,788 | 2,133 | 1,734 | 1,587 | | | | | | | | | 2,507 | 2,518 |
| その他いちご | 秋田 | 8,295 11,304,555 | 380 542,484 | 349 431,136 | 239 302,616 | 165 212,220 | 1,294 1,668,330 | 4,645 6,325,366 | 738 1,047,989 | 56 81,864 | 243 348,570 | 101 152,388 | 10 22,680 | 75 168,912 | |
| | 北海道 | 95 428,652 | | | | | | | | | 40 179,172 | 40 181,440 | 15 68,040 | | |
| | 青森 | 531 1,599,696 | | | | | | | 129 344,520 | 87 276,156 | 87 326,700 | 144 421,740 | 84 230,580 | | |
| | 宮城 | 37,487 52,527,866 | 3,128 4,836,078 | 4,860 7,119,381 | 4,836 7,263,497 | 6,567 8,952,151 | 7,227 8,504,330 | 4,493 5,316,637 | 1,196 1,575,666 | 1,199 1,582,124 | 560 1,041,228 | 692 1,275,002 | 1,479 2,348,644 | 1,250 2,713,128 | |
| | 山形 | 3,302 4,525,632 | | | | 722 1,048,896 | 2,580 3,476,736 | | | | | | | | |
| | 茨城 | 119 204,552 | 10 16,524 | 42 66,960 | 67 121,068 | | | | | | | | | | |
| | 栃木 | 15,693 25,689,872 | 3,127 4,728,217 | 1,920 2,819,016 | 3,337 5,761,260 | 3,184 4,236,829 | 1,083 1,243,404 | | | | | | | 446 944,028 | 2,596 5,957,118 |
| | 群馬 | 6,176 7,362,155 | 84 148,176 | 2,005 2,739,960 | 1,231 1,796,645 | 2,856 2,677,374 | | | | | | | | | |
| | 兵庫 | 3 10,800 | 3 10,800 | | | | | | | | | | | | |
| | 奈良 | 132 616,680 | 40 233,928 | 38 200,880 | 54 181,872 | | | | | | | | | | |
| | 徳島 | 226 767,232 | 35 175,608 | 71 229,392 | 77 243,000 | 40 96,336 | | | | | | | | 3 22,896 | |
| | 愛媛 | 7 32,400 | 7 32,400 | | | | | | | | | | | | |
| | 高知 | 8 44,064 | 8 44,064 | | | | | | | | | | | | |
| | 佐賀 | 526 972,390 | 14 56,160 | 63 104,760 | 383 636,185 | | | | | | | | | 66 175,285 | |
| | 長崎 | 60 90,504 | | | | 30 41,904 | | | | | | | | 30 48,600 | |

品目別産地別月別取扱高(果実)

令和3年1月～令和3年12月

上段 = 数量、下段 = 金額
単位：数量 = kg、金額 = 円

| 品目名 | 産地名 | 合計 | 1月 | 2月 | 3月 | 4月 | 5月 | 6月 | 7月 | 8月 | 9月 | 10月 | 11月 | 12月 | |
|----------|------|------------------------|----------------------|----------------------|----------------------|----------------------|----------------------|----------------------|--------------------|--------------------|--------------------|--------------------|---------------------|----------------------|----------------|
| その他いちご | 熊本 | 570 1,114,333 | 85 150,897 | 6 21,600 | | | | | | | | | 47 82,296 | 432 859,540 | |
| | アメリカ | 1,202 2,177,804 | | | | | | 14 26,957 | 216 392,172 | 292 525,055 | 274 470,058 | 276 511,618 | 130 251,944 | | |
| | 計 | 74,432 109,469,187 | 6,919 10,975,336 | 9,353 13,733,085 | 10,255 16,348,047 | 13,535 17,223,806 | 12,185 14,892,800 | 9,152 11,668,960 | 2,279 3,360,347 | 1,635 2,465,199 | 1,203 2,365,728 | 1,253 2,542,188 | 2,210 3,948,212 | 4,453 9,945,479 | |
| | 平均単価 | 1,471 | 1,586 | 1,468 | 1,594 | 1,273 | 1,222 | 1,275 | 1,474 | 1,508 | 1,966 | 2,029 | 1,786 | 2,234 | |
| いちご合計 | 計 | 226,748 321,969,751 | 34,581 48,237,432 | 33,114 45,392,902 | 39,041 55,305,525 | 40,980 46,333,058 | 28,884 31,269,683 | 10,672 13,627,928 | 2,279 3,360,347 | 1,635 2,465,199 | 1,203 2,365,728 | 1,289 2,605,260 | 6,872 12,093,312 | 26,198 58,913,377 | |
| | 平均単価 | 1,420 | 1,395 | 1,371 | 1,417 | 1,131 | 1,083 | 1,277 | 1,474 | 1,508 | 1,966 | 2,022 | 1,760 | 2,249 | |
| その他穀果漿果類 | 秋田 | 6 907 | | | | | | | | | | | 6 907 | | |
| | アメリカ | 781 1,196,139 | 60 106,765 | 19 37,236 | 58 111,843 | 52 106,069 | 13 44,710 | 196 230,522 | 95 163,619 | 77 93,758 | 64 78,177 | 27 58,228 | 97 105,209 | 23 60,003 | |
| | 計 | 787 1,197,046 | 60 106,765 | 19 37,236 | 58 111,843 | 52 106,069 | 13 44,710 | 196 230,522 | 95 163,619 | 77 93,758 | 70 79,084 | 27 58,228 | 97 105,209 | 23 60,003 | |
| | 平均単価 | 1,522 | 1,770 | 1,970 | 1,926 | 2,048 | 3,548 | 1,175 | 1,730 | 1,220 | 1,126 | 2,174 | 1,084 | 2,577 | |
| アールスメロン | 秋田 | 1,459 720,965 | | | | | | | 678 388,476 | 402 177,228 | 370 153,576 | | | 9 1,685 | |
| | 山形 | 128 66,528 | | | | | | | | | | 128 66,528 | | | |
| | 茨城 | 1,337 631,368 | | | | | | 158 67,392 | 160 95,040 | 561 218,484 | 296 120,852 | 72 55,080 | 90 74,520 | | |
| | 千葉 | 162 154,440 | | 36 43,200 | | 36 43,200 | 18 18,360 | | | | 45 29,700 | 18 12,960 | | 9 7,020 | |
| | 静岡 | 967 1,169,100 | 53 69,120 | 162 191,160 | 204 312,120 | 126 190,080 | 54 59,400 | 241 237,600 | | | 64 49,140 | | | 63 60,480 | |
| | 香川 | 36 29,160 | | | | | | | | 36 29,160 | | | | | |
| | 愛媛 | 16 17,280 | 16 17,280 | | | | | | | | | | | | |
| | 高知 | 1,475 1,500,120 | 48 54,540 | 54 58,320 | 178 230,040 | 143 147,960 | 285 252,720 | 60 53,460 | 364 299,700 | | | | 9 6,480 | 57 58,860 | 277 338,040 |
| | 長崎 | 295 179,928 | | | | | | | | | | | | 205 101,628 | 90 78,300 |
| | 熊本 | 1,003 573,480 | 344 98,820 | 48 61,560 | | 64 38,880 | 85 54,000 | 270 197,100 | | | | | | 184 116,640 | 8 6,480 |
| | 計 | 6,877 5,042,369 | 461 239,760 | 300 354,240 | 382 542,160 | 369 420,120 | 442 384,480 | 730 555,552 | 1,236 812,376 | 1,072 474,552 | 684 287,388 | 209 128,088 | 608 419,148 | 384 424,505 | |

品目別産地別月別取扱高(果実)

令和3年1月～令和3年12月

上段 = 数量、下段 = 金額
単位：数量 = kg、金額 = 円

| 品目名 | 産地名 | 合計 | 1月 | 2月 | 3月 | 4月 | 5月 | 6月 | 7月 | 8月 | 9月 | 10月 | 11月 | 12月 | |
|----------|----------|--------------------|--------------------|----------------|----------------|------------------|--------------------|------------------|--------------------|------------------|-----|----------------|----------------|----------------|----------------|
| アールスメロン | 平均単価 | 733 | 520 | 1,181 | 1,419 | 1,139 | 870 | 762 | 656 | 443 | 420 | 614 | 690 | 1,105 | |
| | ハネデューメロン | アメリカ | 448 164,592 | | | 100 32,184 | | | | | | 200 73,332 | 148 59,076 | | |
| | | オーストラリア | 310 104,274 | | | | | | | | | 90 30,024 | 80 26,136 | 140 48,114 | |
| | | メキシコ | 5,964 2,088,288 | 290 105,084 | 520 181,332 | 1,370 455,976 | 1,490 497,988 | 528 196,344 | 8 2,592 | | | | 100 38,880 | 698 232,632 | 960 377,460 |
| | | 計 | 6,722 2,357,154 | 290 105,084 | 520 181,332 | 1,470 488,160 | 1,490 497,988 | 528 196,344 | 8 2,592 | | | 290 103,356 | 328 124,092 | 838 280,746 | 960 377,460 |
| | | 平均単価 | 351 | 362 | 349 | 332 | 334 | 372 | 324 | | | 356 | 378 | 335 | 393 |
| プリンスメロン | 茨城 | 620 250,236 | | | | | 620 250,236 | | | | | | | | |
| | 計 | 620 250,236 | | | | | 620 250,236 | | | | | | | | |
| | 平均単価 | 404 | | | | | 404 | | | | | | | | |
| サンキューメロン | 秋田 | 3,820 1,418,580 | | | | | | 1,700 660,744 | 2,120 757,836 | | | | | | |
| | 計 | 3,820 1,418,580 | | | | | | 1,700 660,744 | 2,120 757,836 | | | | | | |
| | 平均単価 | 371 | | | | | | 389 | 357 | | | | | | |
| ホームランメロン | 茨城 | 225 106,434 | | | | | 225 106,434 | | | | | | | | |
| | 計 | 225 106,434 | | | | | 225 106,434 | | | | | | | | |
| | 平均単価 | 473 | | | | | 473 | | | | | | | | |
| アンデスメロン | 山形 | 240 87,426 | | | | | | | 240 87,426 | | | | | | |
| | 茨城 | 5,910 2,734,128 | | | | 25 22,248 | 5,365 2,594,592 | 520 117,288 | | | | | | | |
| | 熊本 | 726 424,980 | | | 25 25,380 | 701 399,600 | | | | | | | | | |
| | 計 | 6,876 3,246,534 | | | 25 25,380 | 726 421,848 | 5,365 2,594,592 | 520 117,288 | 240 87,426 | | | | | | |
| | 平均単価 | 472 | | | 1,015 | 581 | 484 | 226 | 364 | | | | | | |
| アムスメロン | 秋田 | 7,346 3,426,516 | | | | | | | 6,334 2,956,932 | 1,012 469,584 | | | | | |

品目別産地別月別取扱高(果実)

令和3年1月～令和3年12月

上段 = 数量、下段 = 金額
単位：数量 = kg、金額 = 円

| 品目名 | 産地名 | 合計 | 1月 | 2月 | 3月 | 4月 | 5月 | 6月 | 7月 | 8月 | 9月 | 10月 | 11月 | 12月 |
|---------|------|-----------------------|----|----|--------------|--------------------|----------------------|----------------------|----------------------|----------------------|--------------------|---------------|--------------|---------------|
| アムスメロン | 茨城 | 4,925 3,042,900 | | | | 760 515,160 | 4,120 2,498,580 | 45 29,160 | | | | | | |
| | 千葉 | 10,171 5,771,412 | | | | | | 9,141 5,129,676 | 1,030 641,736 | | | | | |
| | 計 | 22,442 12,240,828 | | | | 760 515,160 | 4,120 2,498,580 | 9,186 5,158,836 | 7,364 3,598,668 | 1,012 469,584 | | | | |
| | 平均単価 | 545 | | | | 678 | 606 | 562 | 489 | 464 | | | | |
| 秋田美人メロン | 秋田 | 113,141 52,584,120 | | | | | | | 64,092 30,464,262 | 49,049 22,119,858 | | | | |
| | 計 | 113,141 52,584,120 | | | | | | | 64,092 30,464,262 | 49,049 22,119,858 | | | | |
| | 平均単価 | 465 | | | | | | | 475 | 451 | | | | |
| 秋田甘えんぼ | 秋田 | 22,265 7,149,168 | | | | | | | 1,291 819,396 | 15,437 4,119,120 | 5,289 2,136,780 | 248 73,872 | | |
| | 計 | 22,265 7,149,168 | | | | | | | 1,291 819,396 | 15,437 4,119,120 | 5,289 2,136,780 | 248 73,872 | | |
| | 平均単価 | 321 | | | | | | | 635 | 267 | 404 | 298 | | |
| その他メロン | 秋田 | 83,033 36,815,515 | | | | | | 1,266 567,000 | 57,740 27,533,455 | 23,726 8,632,494 | 248 54,864 | | 53 27,702 | |
| | 北海道 | 2,282 946,296 | | | | | | 48 56,160 | 16 8,640 | 1,698 686,232 | 520 195,264 | | | |
| | 青森 | 20,258 9,650,912 | | | | | | 490 175,932 | 2,176 690,876 | 15,896 8,093,336 | 1,696 690,768 | | | |
| | 山形 | 4,967 1,828,764 | | | | | | 60 37,368 | 4,776 1,770,336 | 131 21,060 | | | | |
| | 茨城 | 113,165 49,000,572 | | | | 4,075 2,328,372 | 41,195 19,925,568 | 62,915 24,934,716 | 4,980 1,811,916 | | | | | |
| | 千葉 | 18,929 8,424,108 | | | | | | 13,047 6,027,048 | 4,842 2,103,732 | 1,040 293,328 | | | | |
| | 新潟 | 480 183,708 | | | | | | | | | 480 183,708 | | | |
| | 静岡 | 90 97,200 | | | | 90 97,200 | | | | | | | | |
| | 愛知 | 100 62,316 | | | | | 100 62,316 | | | | | | | |
| | 山口 | 35 24,840 | | | | | | | | | | | 35 24,840 | |
| | 熊本 | 2,259 1,315,548 | | | 50 40,500 | 1,490 889,704 | 604 359,964 | | | | | | | 115 25,380 |

品目別産地別月別取扱高(果実)

令和3年1月～令和3年12月

上段 = 数量、下段 = 金額
単位：数量 = kg、金額 = 円

| 品目名 | 産地名 | 合計 | 1月 | 2月 | 3月 | 4月 | 5月 | 6月 | 7月 | 8月 | 9月 | 10月 | 11月 | 12月 | |
|--------|--------|------------------------|-----------------------|----------------|--------------------|--------------------|----------------------|----------------------|-----------------------|-----------------------|----------------------|----------------|------------------|------------------|--|
| その他メロン | 計 | 245,597 108,349,779 | | | 50 40,500 | 5,655 3,315,276 | 41,899 20,347,848 | 77,825 31,798,224 | 74,530 33,918,955 | 42,491 17,726,450 | 2,944 1,124,604 | | 88 52,542 | 115 25,380 | |
| | 平均単価 | 441 | | | 810 | 586 | 486 | 409 | 455 | 417 | 382 | | 597 | 221 | |
| メロン合計 | 計 | 428,584 192,745,202 | 751 344,844 | 820 535,572 | 1,927 1,096,200 | 9,000 5,170,392 | 53,199 26,378,514 | 89,970 38,293,236 | 150,873 70,458,919 | 109,060 44,909,564 | 9,206 3,652,128 | 785 326,052 | 1,534 752,436 | 1,459 827,345 | |
| | 平均単価 | 450 | 459 | 653 | 569 | 575 | 496 | 426 | 467 | 412 | 397 | 416 | 491 | 567 | |
| すいか | 秋田 | 532,004 126,411,542 | | | | | | 7,200 2,062,195 | 127,957 32,092,354 | 381,885 89,828,729 | 14,806 2,428,264 | 156 | | | |
| | 山形 | 150 36,720 | | | | | | | | | 150 36,720 | | | | |
| | 茨城 | 247 56,160 | | | | | 247 56,160 | | | | | | | | |
| | 千葉 | 21,154 5,938,272 | | | | | 6,357 1,898,208 | 11,215 2,946,132 | 2,789 744,012 | | 713 310,824 | 80 39,096 | | | |
| | 神奈川 | 3,627 949,126 | | | | | | | | 3,627 949,126 | | | | | |
| | 新潟 | 29,838 6,254,280 | | | | | | 6,509 1,548,612 | 19,209 4,234,788 | 4,120 470,880 | | | | | |
| | 高知 | 20 9,720 | | | | | | | | | | | | 20 9,720 | |
| | 熊本 | 19,018 5,429,970 | | | 525 178,848 | 2,341 726,354 | 7,255 2,206,440 | 8,807 2,301,048 | | | | | | 90 17,280 | |
| | 鹿児島 | 90 26,460 | | | 90 26,460 | | | | | | | | | | |
| | 計 | 606,148 145,112,250 | | | 615 205,308 | 2,341 726,354 | 13,859 4,160,808 | 33,731 8,857,987 | 153,582 38,020,280 | 386,005 90,299,609 | 15,669 2,775,808 | 236 39,096 | 90 17,280 | 20 9,720 | |
| | 平均単価 | 239 | | | 334 | 310 | 300 | 263 | 248 | 234 | 177 | 166 | 192 | 486 | |
| | こだますいか | 秋田 | 264,823 79,588,181 | | | | | | 6,200 2,112,912 | 205,634 59,584,993 | 52,989 17,890,276 | | | | |
| | | 青森 | 410 156,438 | | | | | | | | 280 113,400 | 130 43,038 | | | |
| 山形 | | 320 69,336 | | | | | | | 320 69,336 | | | | | | |
| 茨城 | | 35,972 15,399,126 | | | 952 551,340 | 8,302 4,146,174 | 11,678 5,270,724 | 10,728 4,192,776 | 4,312 1,238,112 | | | | | | |
| 群馬 | | 1,240 559,656 | | | 40 18,360 | | 688 332,208 | 512 209,088 | | | | | | | |
| 千葉 | | 3,547 1,622,052 | | | | | 2,295 1,101,600 | 1,252 520,452 | | | | | | | |
| 計 | | | | | | | | | | | | | | | |

品目別産地別月別取扱高(果実)

令和3年1月～令和3年12月

上段 = 数量、下段 = 金額
単位：数量 = kg、金額 = 円

| 品目名 | 産地名 | 合計 | 1月 | 2月 | 3月 | 4月 | 5月 | 6月 | 7月 | 8月 | 9月 | 10月 | 11月 | 12月 | |
|--------|--------|--------------------------|-----------------------|-----------------------|-----------------------|-----------------------|-----------------------|-----------------------|------------------------|------------------------|-----------------------|-----------------------|-----------------------|-----------------------|---------------------|
| こだますいか | 神奈川 | 2,586 1,155,924 | | | | | | 2,136 1,001,808 | 450 154,116 | | | | | | |
| | 新潟 | 18,890 4,787,370 | | | | | | 6,090 2,133,540 | 12,800 2,653,830 | | | | | | |
| | 和歌山 | 5,198 963,792 | | | | | 280 80,784 | 490 68,040 | 4,428 814,968 | | | | | | |
| | 熊本 | 368 186,192 | | | | 288 172,152 | 80 14,040 | | | | | | | | |
| | 計 | 333,354 104,488,067 | | | 992 569,700 | 8,590 4,318,326 | 15,021 6,799,356 | 27,408 10,238,616 | 227,944 64,515,355 | 53,269 18,003,676 | 130 43,038 | | | | |
| | 平均単価 | 313 | | | 574 | 503 | 453 | 374 | 283 | 338 | 331 | | | | |
| すいか合計 | 計 | 939,502 249,600,317 | | | 1,607 775,008 | 10,931 5,044,680 | 28,880 10,960,164 | 61,139 19,096,603 | 381,526 102,535,635 | 439,274 108,303,285 | 15,799 2,818,846 | 236 39,096 | 90 17,280 | 20 9,720 | |
| | 平均単価 | 266 | | | 482 | 462 | 380 | 312 | 269 | 247 | 178 | 166 | 192 | 486 | |
| | 台湾 | 17,718 8,490,441 | 666 360,504 | 720 411,264 | 702 358,992 | 1,398 675,561 | 3,588 1,489,860 | 1,680 853,524 | 1,728 832,788 | 1,458 707,616 | 1,398 662,796 | 1,506 725,544 | 1,446 711,288 | 1,428 700,704 | |
| バナナ | フィリピン | 1,911,901 391,784,779 | 120,552 24,736,386 | 121,775 25,285,945 | 167,577 35,145,938 | 163,497 34,586,648 | 199,118 41,130,662 | 185,521 38,520,478 | 180,916 37,022,112 | 168,062 33,396,170 | 162,586 33,210,640 | 158,927 31,805,347 | 150,321 30,116,728 | 133,049 26,827,725 | |
| | メキシコ | 140,959 29,166,352 | 17,069 3,301,368 | 20,261 3,853,511 | 17,504 3,402,082 | 18,595 3,744,667 | 20,599 4,728,225 | 8,434 1,770,278 | 9,538 2,352,403 | 8,424 1,953,636 | 6,907 1,530,047 | 2,255 509,694 | 5,459 1,157,391 | 5,914 863,050 | |
| | エクアドル | 1,026,565 226,341,964 | 69,800 15,302,948 | 72,686 15,869,029 | 87,112 19,169,578 | 92,683 20,634,422 | 86,115 19,031,243 | 106,204 23,736,285 | 96,210 21,362,716 | 80,150 17,597,808 | 82,944 18,309,692 | 87,176 19,322,555 | 84,732 18,297,298 | 80,753 17,708,390 | |
| | ペルー | 78 24,084 | | | | | 78 24,084 | | | | | | | | |
| | ベトナム | 12,675 2,032,443 | | 555 109,156 | 690 136,975 | 2,355 470,610 | 1,065 210,232 | 990 190,245 | 510 112,504 | 435 85,709 | 1,635 134,028 | 1,605 202,176 | 2,115 257,720 | 720 123,088 | |
| | 計 | 3,109,895 657,840,063 | 208,087 43,701,206 | 215,997 45,528,905 | 273,585 58,213,565 | 278,528 60,111,908 | 310,561 66,614,306 | 302,830 65,070,810 | 288,902 61,682,523 | 258,529 53,740,939 | 255,470 53,847,203 | 251,469 52,565,316 | 244,073 50,540,425 | 221,864 46,222,957 | |
| | 平均単価 | 212 | 210 | 211 | 213 | 216 | 214 | 215 | 214 | 208 | 211 | 209 | 207 | 208 | |
| | パイナップル | 沖縄 | 13,382 861,969 | | | 74 38,232 | 11,711 654,005 | 1,457 139,492 | 140 30,240 | | | | | | |
| | | 台湾 | 40,524 12,267,180 | | | 1,990 663,660 | 13,920 4,216,428 | 14,058 4,225,716 | 9,176 2,812,104 | 1,380 349,272 | | | | | |
| | | フィリピン | 142,393 29,472,645 | 9,580 1,455,516 | 7,366 1,157,868 | 11,060 2,338,173 | 12,926 2,584,569 | 14,030 3,130,672 | 12,467 3,022,831 | 11,292 2,722,572 | 14,200 2,986,679 | 11,972 2,557,309 | 14,500 3,167,197 | 12,250 2,413,800 | 10,750 1,935,459 |
| アメリカ | | 380 83,268 | | | 250 49,248 | | 30 9,720 | | | | | | | 100 24,300 | |
| メキシコ | | 230 58,320 | | 230 58,320 | | | | | | | | | | | |

品目別産地別月別取扱高(果実)

令和3年1月～令和3年12月

上段 = 数量、下段 = 金額
単位：数量 = kg、金額 = 円

| 品目名 | 産地名 | 合計 | 1月 | 2月 | 3月 | 4月 | 5月 | 6月 | 7月 | 8月 | 9月 | 10月 | 11月 | 12月 |
|----------|-------------|------------|-----------|-----------|------------|------------|------------|------------|------------|-----------|-----------|-----------|-----------|-----------|
| パイナップル | | 2,392 | | 520 | 432 | 1,440 | | | | | | | | |
| | インドネシア | 432,162 | | 65,880 | 93,312 | 272,970 | | | | | | | | |
| | 計 | 199,301 | 9,580 | 8,116 | 13,806 | 39,997 | 29,575 | 21,783 | 12,672 | 14,200 | 11,972 | 14,500 | 12,250 | 10,850 |
| | | 43,175,544 | 1,455,516 | 1,282,068 | 3,182,625 | 7,727,972 | 7,505,600 | 5,865,175 | 3,071,844 | 2,986,679 | 2,557,309 | 3,167,197 | 2,413,800 | 1,959,759 |
| | 平均単価 | 217 | 152 | 158 | 231 | 193 | 254 | 269 | 242 | 210 | 214 | 218 | 197 | 181 |
| キウイフルーツ | | 1,658 | 510 | | | 20 | | | | | | | 364 | 764 |
| | 秋田 | 654,933 | 108,216 | | | 5,184 | | | | | | | 173,534 | 367,999 |
| | | 906 | 126 | | 630 | 150 | | | | | | | | |
| | 栃木 | 463,428 | 40,824 | | 338,364 | 84,240 | | | | | | | | |
| | | 876 | 102 | 558 | 144 | | | | | | | | | 72 |
| | 群馬 | 419,645 | 55,080 | 255,312 | 70,373 | | | | | | | | | 38,880 |
| | | 2,215 | | | 507 | 1,708 | | | | | | | | |
| | 神奈川 | 1,239,667 | | | 354,218 | 885,449 | | | | | | | | |
| | | 1,090 | | 824 | | | | | | | | | | 266 |
| | 山梨 | 531,240 | | 372,696 | | | | | | | | | | 158,544 |
| | | 252 | | | | 252 | | | | | | | | |
| | 三重 | 160,920 | | | | 160,920 | | | | | | | | |
| | | 1,253 | 288 | | 965 | | | | | | | | | |
| | 和歌山 | 743,040 | 201,960 | | 541,080 | | | | | | | | | |
| | | 19,693 | 4,516 | 3,959 | 7,707 | 2,671 | | | | | | | | 840 |
| | 愛媛 | 12,824,897 | 2,980,422 | 2,507,652 | 4,956,941 | 1,757,035 | | | | | | | | 622,847 |
| | | 144 | | | | | | | | | | | | 72 |
| | 福岡 | 94,716 | | | | | | | | | | | | 47,196 |
| | 368 | | | | | | | | | | | | 368 | |
| 佐賀 | 370,872 | | | | | | | | | | | | 370,872 | |
| | 462 | | 221 | 241 | | | | | | | | | | |
| 熊本 | 293,760 | | 156,600 | 137,160 | | | | | | | | | | |
| | 108 | | | | 108 | | | | | | | | | |
| 大分 | 68,040 | | | | 68,040 | | | | | | | | | |
| | 740 | | | | | | | | | | | | 315 | |
| 宮崎 | 695,121 | | | | | | | | | | | | 271,890 | |
| | 7 | | 7 | | | | | | | | | | | |
| 鹿児島 | 4,968 | | 4,968 | | | | | | | | | | | |
| | 820 | | | | 100 | | | | 150 | | 10 | 490 | 70 | |
| アメリカ | 624,327 | | | | 59,400 | | | | 80,708 | | 7,819 | 407,172 | 69,228 | |
| | 132,362 | 2,413 | 445 | 315 | 17,056 | 21,059 | 18,155 | 17,626 | 16,090 | 13,600 | 11,626 | 8,540 | 5,437 | |
| ニュージーランド | 88,130,594 | 1,173,420 | 313,416 | 222,588 | 12,813,849 | 14,492,534 | 11,888,701 | 11,241,572 | 10,649,354 | 8,937,343 | 7,830,631 | 5,361,069 | 3,206,117 | |
| | 162,953 | 7,955 | 6,013 | 10,509 | 22,064 | 21,060 | 18,155 | 17,776 | 16,090 | 13,610 | 12,116 | 9,361 | 8,244 | |
| 計 | 107,320,168 | 4,559,922 | 3,610,644 | 6,620,724 | 15,834,117 | 14,492,534 | 11,888,701 | 11,322,280 | 10,649,354 | 8,945,162 | 8,237,803 | 5,922,917 | 5,236,010 | |
| | 平均単価 | 659 | 573 | 601 | 630 | 718 | 688 | 655 | 637 | 662 | 657 | 680 | 633 | 635 |

品目別産地別月別取扱高(果実)

令和3年1月～令和3年12月

上段 = 数量、下段 = 金額
単位：数量 = kg、金額 = 円

| 品目名 | 産地名 | 合計 | 1月 | 2月 | 3月 | 4月 | 5月 | 6月 | 7月 | 8月 | 9月 | 10月 | 11月 | 12月 | |
|------|----------|----------------------|--------------------|--------------------|--------------------|--------------------|--------------------|--------------------|--------------------|--------------------|--------------------|--------------------|--------------------|--------------------|--|
| パパイヤ | フィリピン | 50 34,560 | | | | | | | | | | | 50 34,560 | | |
| | アメリカ | 255 301,395 | 5 6,264 | 20 25,056 | 25 23,804 | 15 18,792 | 25 28,706 | 20 24,008 | 25 30,780 | 25 29,548 | 20 23,393 | 25 30,780 | 20 24,624 | 30 35,640 | |
| | メキシコ | 5 6,264 | 5 6,264 | | | | | | | | | | | | |
| | 計 | 310 342,219 | 10 12,528 | 20 25,056 | 25 23,804 | 15 18,792 | 25 28,706 | 20 24,008 | 25 30,780 | 25 29,548 | 20 23,393 | 25 30,780 | 70 59,184 | 30 35,640 | |
| | 平均単価 | 1,104 | 1,253 | 1,253 | 952 | 1,253 | 1,148 | 1,200 | 1,231 | 1,182 | 1,170 | 1,231 | 845 | 1,188 | |
| アボガド | フィリピン | 300 157,572 | | 300 157,572 | | | | | | | | | | | |
| | アメリカ | 1,610 812,819 | | | | | 1,095 457,974 | 115 84,132 | 250 171,385 | | | | 135 87,340 | 15 11,988 | |
| | オーストラリア | 50 30,132 | | | | | | | | 50 30,132 | | | | | |
| | ニュージーランド | 380 190,296 | | | | | | | 180 118,044 | | | 200 72,252 | | | |
| | メキシコ | 60,796 28,051,570 | 5,715 2,189,171 | 5,699 2,194,252 | 8,586 3,742,978 | 6,585 3,124,092 | 5,563 3,202,405 | 3,540 2,198,166 | 3,650 1,902,668 | 2,635 1,299,348 | 3,625 1,346,884 | 3,410 1,364,904 | 4,173 1,907,085 | 7,615 3,579,617 | |
| | ペルー | 7,903 2,579,296 | | 790 | | | | 115 57,920 | 1,288 533,312 | 2,044 628,992 | 1,890 623,376 | 1,686 675,864 | 90 59,832 | | |
| | 計 | 71,039 31,821,685 | 5,715 2,189,171 | 6,789 2,351,824 | 8,585 3,742,978 | 6,585 3,124,092 | 6,658 3,660,379 | 3,770 2,340,218 | 5,368 2,725,409 | 4,730 1,958,472 | 5,515 1,970,260 | 5,296 2,113,020 | 4,398 2,054,257 | 7,630 3,591,605 | |
| | 平均単価 | 448 | 383 | 346 | 436 | 474 | 550 | 621 | 508 | 414 | 357 | 399 | 467 | 471 | |
| | マンゴー | 熊本 | 3 16,848 | | | | | 3 16,848 | | | | | | | |
| | | 宮崎 | 497 2,823,660 | | | 48 403,380 | 137 876,312 | 109 672,192 | 149 637,038 | 54 234,738 | | | | | |
| 鹿児島 | | 82 298,620 | | | | 5 15,552 | 43 200,232 | 34 82,836 | | | | | | | |
| 沖縄 | | 108 229,608 | | | | | | 49 138,510 | 43 46,818 | 12 35,640 | 4 8,640 | | | | |
| 台湾 | | 255 362,016 | | | | | 15 30,780 | 90 164,916 | 150 166,320 | | | | | | |
| タイ | | 3,117 1,747,521 | 10 12,960 | 1,249 453,790 | 942 428,371 | 356 315,446 | 285 280,130 | 175 115,884 | | 25 35,100 | 25 35,640 | 35 49,140 | 5 7,020 | 10 14,040 | |
| メキシコ | | 4,743 2,509,024 | | | 90 90,504 | 570 428,080 | 1,062 710,748 | 988 621,324 | 1,049 416,664 | 966 229,608 | 18 12,096 | | | | |
| チリ | | 5 5,940 | | | | | | | 5 5,940 | | | | | | |

品目別産地別月別取扱高(果実)

令和3年1月～令和3年12月

上段 = 数量、下段 = 金額
単位：数量 = kg、金額 = 円

| 品目名 | 産地名 | 合計 | 1月 | 2月 | 3月 | 4月 | 5月 | 6月 | 7月 | 8月 | 9月 | 10月 | 11月 | 12月 | |
|---------|---------|-----------|---------|---------|-----------|-----------|-----------|-----------|-----------|---------|---------|---------|---------|---------|--------|
| マンゴー | | 860 | 37 | 320 | 340 | 145 | | | | | | | | 18 | |
| | ペルー | 575,208 | 23,868 | 219,780 | 212,868 | 97,956 | | | | | | | | 20,736 | |
| | ブラジル | 108 | | | | | | | | | 20 | 60 | 28 | | |
| | | 121,608 | | | | | | | | | 25,920 | 70,308 | 25,380 | | |
| | インド | 5 | | | | | | | | 5 | | | | | |
| | | 5,670 | | | | | | | | | 5,670 | | | | |
| その他熱帯果実 | パキスタン | 10 | | | | | | | 10 | | | | | | |
| | | 11,880 | | | | | | | 11,880 | | | | | | |
| | 計 | 9,793 | 47 | 1,568 | 1,420 | 1,213 | 1,518 | 1,490 | 1,306 | 1,008 | 67 | 95 | 33 | 28 | |
| | | 8,707,603 | 36,828 | 673,570 | 1,135,123 | 1,733,346 | 1,910,930 | 1,766,448 | 876,420 | 306,018 | 82,296 | 119,448 | 32,400 | 34,776 | |
| | 平均単価 | 889 | 784 | 429 | 799 | 1,429 | 1,259 | 1,185 | 671 | 304 | 1,228 | 1,257 | 982 | 1,242 | |
| | その他熱帯果実 | 鹿児島 | 6 | | | | | | 3 | 3 | | | | | |
| | | | 9,180 | | | | | | 4,860 | 4,320 | | | | | |
| | | 沖縄 | 156 | 13 | 15 | 11 | 21 | 7 | 5 | 5 | 3 | 2 | 18 | 21 | 35 |
| | | | 307,044 | 20,952 | 23,544 | 20,304 | 57,348 | 19,440 | 9,396 | 9,720 | 8,640 | 3,240 | 18,900 | 64,800 | 50,760 |
| | | 台湾 | 246 | | | | | | 246 | | | | | | |
| | | | 453,600 | | | | | | 453,600 | | | | | | |
| | | 中国 | 308 | | | | | 40 | 184 | 84 | | | | | |
| | | | 359,640 | | | | | 54,000 | 240,840 | 64,800 | | | | | |
| | | タイ | 35 | | | 35 | | | | | | | | | |
| | | | 21,492 | | | 21,492 | | | | | | | | | |
| その他果実 | アメリカ | 5 | | | | | | | | | | 5 | | | |
| | | 7,020 | | | | | | | | | | 7,020 | | | |
| | メキシコ | 14 | | | | | | 14 | | | | | | | |
| | | 19,440 | | | | | | 19,440 | | | | | | | |
| | ベトナム | 1,427 | 55 | 80 | 105 | 165 | 145 | 158 | 195 | 118 | 78 | 100 | 138 | 90 | |
| | | 838,080 | 30,780 | 44,388 | 55,620 | 99,900 | 88,776 | 106,272 | 99,684 | 66,636 | 50,112 | 63,612 | 75,924 | 56,376 | |
| | 計 | 2,197 | 68 | 95 | 151 | 186 | 192 | 610 | 287 | 121 | 80 | 123 | 159 | 125 | |
| | | 2,015,496 | 51,732 | 67,932 | 97,416 | 157,248 | 162,216 | 834,408 | 178,524 | 75,276 | 53,352 | 89,532 | 140,724 | 107,136 | |
| | 平均単価 | 917 | 761 | 715 | 645 | 845 | 845 | 1,367 | 622 | 622 | 667 | 728 | 885 | 857 | |
| | その他果実 | 秋田 | 5,279 | 30 | | | | | 80 | 2,272 | 63 | 2,168 | 650 | 16 | |
| | | 5,483,244 | 12,960 | | | | | 192,618 | 4,541,581 | 94,252 | 403,477 | 236,844 | 1,512 | | |
| 山形 | | 41 | | | | | | | | 9 | 32 | | | | |
| | | 22,356 | | | | | | | | 7,668 | 14,688 | | | | |
| 群馬 | | 4 | | | | | | 4 | | | | | | | |
| | | 11,664 | | | | | | 11,664 | | | | | | | |
| 千葉 | 42 | | | | | 3 | 39 | | | | | | | | |
| | 132,278 | | | | | 12,614 | 119,664 | | | | | | | | |
| 長野 | 7 | | | | | | | | 7 | | | | | | |
| | 24,494 | | | | | | | | 24,494 | | | | | | |

品目別産地別月別取扱高(果実)

令和3年1月～令和3年12月

上段 = 数量、下段 = 金額
単位：数量 = kg、金額 = 円

| 品目名 | 産地名 | 合計 | 1月 | 2月 | 3月 | 4月 | 5月 | 6月 | 7月 | 8月 | 9月 | 10月 | 11月 | 12月 | |
|-------|---------|----------------------|--------------|---------------|----------------|----------------|----------------|--------------------|--------------------|------------------|--------------------|------------------|--------------|---------------|--|
| その他果実 | 静岡 | 36 136,728 | | | | 26 100,440 | 10 36,288 | | | | | | | | |
| | 愛知 | 7 26,438 | | | | | | 7 26,438 | | | | | | | |
| | 沖縄 | 73 82,620 | | | | | | | | 16 16,416 | 53 61,884 | 4 4,320 | | | |
| | 台湾 | 5 8,532 | | | | | | 5 8,532 | | | | | | | |
| | フィリピン | 10 2,700 | | | | | | | 10 2,700 | | | | | | |
| | タイ | 65 87,113 | | | | | 20 8,964 | 34 62,705 | | 11 15,444 | | | | | |
| | アメリカ | 7,835 3,508,610 | | | 848 474,865 | 847 508,059 | 797 463,212 | 2,453 1,086,534 | 2,864 900,644 | 11 33,436 | 12 31,232 | | | 3 10,628 | |
| | オーストラリア | 4,118 1,525,458 | | | | | | | | 1,651 640,872 | 1,761 661,630 | 706 222,956 | | | |
| | メキシコ | 382 887,841 | 23 58,061 | 59 142,431 | 62 168,079 | 24 73,073 | 6 13,868 | 76 66,506 | | 18 41,989 | 18 48,727 | 21 57,671 | 24 69,274 | 51 148,162 | |
| | ベトナム | 50 18,792 | | | | | | | | 50 18,792 | | | | | |
| | 計 | 17,953 11,958,868 | 53 71,021 | 59 142,431 | 910 642,944 | 897 681,572 | 836 534,946 | 2,698 1,574,661 | 5,203 5,488,211 | 1,778 850,077 | 4,044 1,221,638 | 1,381 521,791 | 43 81,414 | 51 148,162 | |
| | 平均単価 | 666 | 1,353 | 2,435 | 707 | 759 | 640 | 584 | 1,055 | 478 | 302 | 378 | 1,893 | 2,881 | |
| | | | | | | | | | | | | | | | |
| | | | | | | | | | | | | | | | |
| | | | | | | | | | | | | | | | |
| | | | | | | | | | | | | | | | |
| | | | | | | | | | | | | | | | |
| | | | | | | | | | | | | | | | |
| | | | | | | | | | | | | | | | |
| | | | | | | | | | | | | | | | |

品目別産地別月別取扱高(加工品)

令和3年1月～令和3年12月

上段 = 数量、下段 = 金額
単位：数量 = kg、金額 = 円

| 品目名 | 産地名 | 合計 | 1月 | 2月 | 3月 | 4月 | 5月 | 6月 | 7月 | 8月 | 9月 | 10月 | 11月 | 12月 | |
|-----|------|-----------------------|----------------------|---------------------|---------------------|---------------------|---------------------|---------------------|---------------------|---------------------|---------------------|---------------------|---------------------|---------------------|--------------------|
| 干し柿 | 秋田 | 48 38,004 | | | | | | | | | | | 8 12,733 | 40 25,271 | |
| | 宮城 | 1,452 2,668,030 | 476 660,549 | 10 11,340 | | | | | | | | | | 966 1,996,141 | |
| | 山形 | 12 51,840 | | | | | | | | | | | | 12 51,840 | |
| | 福島 | 30 70,903 | | | | | | | | | | | 20 47,996 | 10 22,907 | |
| | 山梨 | 14 12,150 | 14 12,150 | | | | | | | | | | | | |
| | 長野 | 1,027 3,017,520 | 296 797,170 | 158 476,280 | 5 14,904 | | | | | | | | 9 34,128 | 559 1,695,038 | |
| | 愛知 | 11 17,755 | 11 17,755 | | | | | | | | | | | | |
| | 計 | 2,595 5,876,202 | 797 1,487,624 | 168 487,620 | 5 14,904 | | | | | | | | | 36 94,857 | 1,589 3,791,197 |
| | 平均単価 | 2,265 | 1,866 | 2,907 | 2,922 | | | | | | | | | 2,613 | 2,387 |
| | 加工品 | 秋田 | 44,996 23,213,267 | 1,641 1,117,534 | 7,821 3,524,691 | 2,023 1,413,178 | 2,064 1,338,749 | 2,378 1,649,404 | 2,101 1,650,246 | 2,035 1,456,834 | 3,047 2,212,363 | 2,093 1,297,313 | 3,014 1,555,820 | 12,006 2,792,243 | 4,773 3,204,892 |
| 北海道 | | 2,429 1,774,347 | 74 48,254 | 18 12,312 | 33 29,355 | 116 137,045 | 138 123,253 | 921 566,818 | 342 288,707 | 256 288,742 | 34 38,622 | 44 39,657 | 421 179,118 | 32 22,464 | |
| 青森 | | 51,137 18,910,833 | 4,239 1,577,164 | 4,127 1,510,756 | 4,273 1,553,660 | 4,461 1,703,483 | 4,404 1,606,535 | 4,201 1,600,365 | 4,331 1,569,319 | 3,700 1,373,710 | 4,057 1,501,364 | 4,426 1,629,313 | 4,431 1,610,381 | 4,487 1,674,783 | |
| 岩手 | | 72,644 10,040,335 | 6,023 834,680 | 5,811 819,622 | 6,380 886,027 | 6,699 852,337 | 6,102 843,560 | 5,754 805,110 | 6,000 819,927 | 5,176 701,799 | 5,624 781,714 | 6,287 861,598 | 6,451 906,457 | 6,337 927,504 | |
| 宮城 | | 592 252,543 | 26 2,495 | 160 31,374 | 22 52,812 | 11 27,972 | 10 25,704 | 4 10,516 | 24 2,074 | 126 26,535 | 56 11,793 | 122 25,693 | 8 20,790 | 23 14,785 | |
| 山形 | | 17,310 2,465,718 | 25 45,661 | 36 66,265 | 76 117,232 | 68 121,325 | 41 72,650 | 43 76,031 | 47 83,946 | 37 63,439 | 22 38,869 | 36 63,276 | 14,169 1,236,534 | 2,710 480,490 | |
| 福島 | | 254,878 40,817,215 | 21,329 4,383,245 | 20,378 4,579,783 | 21,666 3,298,500 | 21,651 3,024,330 | 21,716 3,055,080 | 20,293 2,900,023 | 20,296 2,894,709 | 18,651 2,656,890 | 21,014 2,956,364 | 23,449 3,269,453 | 22,093 3,089,640 | 22,342 4,709,198 | |
| 茨城 | | 2,435 5,407,884 | 446 1,024,466 | 300 740,448 | 158 349,661 | 11 24,948 | | | 1 3,888 | | | 257 447,876 | 804 1,379,290 | 458 1,437,307 | |
| 栃木 | | 90 128,006 | 24 30,046 | 5 6,696 | 14 27,232 | 9 13,597 | 11 5,265 | 5 5,470 | 4 7,236 | 3 2,430 | 3 6,480 | 4 7,236 | 2 4,190 | 6 12,128 | |
| 群馬 | | 2,139 899,602 | 102 47,542 | 317 201,996 | 170 59,585 | 115 57,027 | 167 64,141 | 266 88,670 | 197 72,575 | 138 65,291 | 89 29,419 | 130 43,630 | 228 82,559 | 220 87,167 | |
| 埼玉 | | 4 3,111 | | | | | 4 3,111 | | | | | | | | |
| 千葉 | | 1,223 2,976,957 | 576 1,698,419 | 149 362,027 | 107 170,538 | 76 139,006 | 46 34,386 | 42 21,168 | 12 6,048 | | 1 2,176 | | 86 297,211 | 128 245,978 | |

品目別産地別月別取扱高(加工品)

令和3年1月～令和3年12月

上段 = 数量、下段 = 金額
単位：数量 = kg、金額 = 円

| 品目名 | 産地名 | 合計 | 1月 | 2月 | 3月 | 4月 | 5月 | 6月 | 7月 | 8月 | 9月 | 10月 | 11月 | 12月 | |
|-----|------------|--------------------|----------------|----------------|----------------|----------------|----------------|----------------|----------------|----------------|----------------|----------------|----------------|----------------|----------------|
| 加工品 | 東京 | 507 551,281 | 93 96,992 | 78 81,778 | 75 78,083 | 100 100,844 | 54 56,247 | | | | 9 13,737 | 15 34,045 | 34 37,909 | 49 51,646 | |
| | 神奈川 | 690 365,580 | 340 182,520 | 120 49,140 | | | | | | | | | | 230 133,920 | |
| | 新潟 | 670 712,314 | 8 6,480 | 8 6,912 | | | | 48 25,920 | 35 18,684 | 192 41,472 | 14 5,292 | 3 4,536 | 83 169,981 | 213 345,924 | 66 87,113 |
| | 富山 | 5 22,680 | | | | | | | | | | | | 5 22,680 | |
| | 石川 | 16 73,397 | | | 2 4,925 | 10 47,304 | | | | | | | | 4 21,168 | |
| | 山梨 | 831 1,356,329 | | | | | | | | | | | 224 326,397 | 177 333,450 | 430 696,482 |
| | 長野 | 617 1,799,064 | 209 569,484 | 170 478,548 | | | | | | | | | | | 238 751,032 |
| | 静岡 | 1 3,780 | | | | | | | | | 1 3,780 | | | | |
| | 愛知 | 3,171 3,632,233 | 177 262,959 | 206 342,857 | 320 402,149 | 501 506,994 | 417 421,911 | 322 364,439 | 330 283,214 | 143 187,662 | 117 173,729 | 215 201,615 | 160 228,096 | 263 256,608 | |
| | 滋賀 | 5 8,100 | | | | | | | | | | | | | 5 8,100 |
| | 京都 | 98 140,249 | 13 18,923 | 27 39,422 | | | | | | | | 58 81,904 | | | |
| | 大阪 | 965 322,180 | | 192 39,915 | 17 5,314 | 22 9,072 | 53 22,224 | 53 22,229 | 63 26,306 | 414 135,690 | 142 57,802 | 9 3,628 | | | |
| | 兵庫 | 12 11,718 | | 7 5,670 | | | | | | | | | | 5 6,048 | |
| | 奈良 | 36 56,376 | | | 36 56,376 | | | | | | | | | | |
| | 和歌山 | 97 311,952 | | | 19 60,001 | | 2 4,752 | 13 9,504 | 15 75,695 | | | | | 48 162,000 | |
| | 岡山 | 1,324 1,778,228 | 57 69,334 | 64 78,794 | 75 103,081 | 188 248,096 | 175 221,175 | 147 200,239 | 170 241,566 | 180 260,931 | 18 25,530 | 86 124,203 | 45 55,986 | 119 149,293 | |
| | 広島 | 111 493,516 | 17 58,709 | 1 6,048 | 1 6,048 | 5 20,476 | 3 14,969 | 2 10,476 | 5 16,156 | 3 14,429 | | 1 3,024 | 4 21,168 | 69 322,013 | |
| | 山口 | 2,052 | | | | | | | | 2,052 | | | | | |
| | 徳島 | 1,520 792,420 | 133 74,388 | 127 72,678 | 127 69,681 | 158 63,559 | 142 74,281 | 136 76,151 | 119 62,790 | 130 66,386 | 96 49,893 | 92 51,763 | 118 54,581 | 142 76,269 | |
| | 愛媛 | 135 140,228 | | | | 130 81,908 | 5 58,320 | | | | | | | | |
| 高知 | 9 4,148 | 9 4,148 | | | | | | | | | | | | | |

品目別産地別月別取扱高(加工品)

令和3年1月～令和3年12月

上段 = 数量、下段 = 金額
単位：数量 = kg、金額 = 円

| 品目名 | 産地名 | 合計 | 1月 | 2月 | 3月 | 4月 | 5月 | 6月 | 7月 | 8月 | 9月 | 10月 | 11月 | 12月 | |
|-----|----------------|----------------------|--------------------|--------------------|--------------------|--------------------|--------------------|--------------------|--------------------|--------------------|--------------------|--------------------|--------------------|--------------------|----------------|
| 加工品 | 熊本 | 1,475 2,971,621 | 95 189,432 | 93 191,322 | 139 276,048 | 152 309,960 | 123 243,000 | 109 214,704 | 94 186,138 | 147 289,840 | 132 261,360 | 94 193,968 | 103 214,575 | 194 401,274 | |
| | 大分 | 9 54,810 | 2,376 | 3,564 | 14,418 | 5,940 | 3,564 | 3,564 | 3,564 | 7,128 | 4,752 | 1,188 | 2,376 | 2,376 | |
| | 宮崎 | 3,543 5,078,144 | 229 319,424 | 262 356,840 | 205 320,167 | 309 407,139 | 209 291,179 | 212 314,421 | 188 259,740 | 179 280,314 | 345 624,884 | 354 515,209 | 441 552,894 | 610 835,933 | |
| | 鹿児島 | 130 133,692 | | | | | | | | 90 64,800 | 3 6,048 | 26 42,109 | 11 20,735 | | |
| | 沖縄 | 34 32,778 | | 10 6,534 | | | | | | 24 25,380 | 864 | | | | |
| | 中国 | 35,632 28,851,328 | 3,553 2,427,185 | 3,353 2,693,292 | 4,076 3,408,790 | 2,224 1,704,474 | 3,695 3,176,727 | 2,974 2,488,241 | 2,437 2,104,784 | 1,697 1,345,749 | 1,425 1,049,150 | 2,244 2,004,233 | 2,998 2,425,595 | 4,956 4,023,108 | |
| | フィリピン | 10,911 5,597,390 | 297 235,051 | 406 260,727 | 600 384,681 | 1,253 650,559 | 1,790 809,465 | 1,262 647,868 | 1,502 731,083 | 1,533 691,032 | 1,487 646,678 | 277 178,539 | 262 172,772 | 242 188,935 | |
| | タイ | 2,159 1,100,950 | 80 23,877 | 64 39,765 | 69 25,136 | 112 75,554 | 107 65,860 | 127 103,869 | 108 113,234 | 150 109,825 | 71 23,466 | 960 297,765 | 105 83,604 | 206 138,995 | |
| | アメリカ | 5,624 8,087,737 | 374 515,115 | 370 502,309 | 519 739,701 | 760 1,136,176 | 397 574,253 | 603 834,489 | 483 678,513 | 319 503,923 | 538 762,926 | 383 622,862 | 346 462,086 | 532 755,384 | |
| | オーストラリア | 51 113,161 | | | | | | | | | | 44 99,067 | | 7 14,094 | |
| | ニュージーランド | 16 25,920 | | | | | | | | | | | | 16 25,920 | |
| | メキシコ | 10 8,316 | | | | | | | | | 10 8,316 | | | | |
| | カナダ | 6 16,578 | | | | | | | | | 3 8,316 | | | 3 8,262 | |
| | チリ | 2,241 1,735,501 | 136 101,806 | 217 165,388 | 220 165,427 | 358 325,011 | 179 130,190 | 202 152,014 | 160 119,687 | 131 96,322 | 125 93,191 | 149 111,349 | 202 152,909 | 162 122,207 | |
| | ペルー | 1 864 | | | 1 864 | | | | | | | | | | |
| | インドネシア | 4,650 1,189,080 | | 480 105,300 | 480 105,300 | 330 105,300 | 480 105,300 | 480 105,300 | 480 105,300 | 480 105,300 | 480 105,300 | | 480 150,660 | 480 150,660 | 480 150,660 |
| | カンボジア | 132 227,826 | | | | | | | 40 69,120 | 10 17,280 | 20 34,290 | 20 34,560 | 22 38,016 | 20 34,560 | |
| | インド | 9 27,594 | | | | | | | | 5 13,770 | | | | 4 13,824 | |
| | サウジアラビア | 6 8,942 | 6 8,942 | | | | | | | | | | | | |
| | インド | 11 20,196 | | | | 11 20,196 | | | | | | | | | |
| トルコ | 305 477,080 | | 3 4,320 | 16 23,760 | 16 23,760 | 3 4,320 | 49 73,440 | 33 49,680 | 35 54,000 | 3 4,320 | 23 44,216 | 78 119,016 | 46 76,248 | | |

品目別産地別月別取扱高(加工品)

令和3年1月～令和3年12月

上段 = 数量、下段 = 金額
単位：数量 = kg、金額 = 円

| 品目名 | 産地名 | 合計 | 1月 | 2月 | 3月 | 4月 | 5月 | 6月 | 7月 | 8月 | 9月 | 10月 | 11月 | 12月 |
|-----|-------|------------------------|----------------------|----------------------|----------------------|----------------------|----------------------|----------------------|----------------------|----------------------|----------------------|----------------------|----------------------|----------------------|
| 加工品 | フランス | 5 3,780 | | | | | 5 3,780 | | | | | | | |
| | チュニジア | 51 77,814 | | 4 5,562 | 5 8,262 | | | 5 8,316 | | 11 16,524 | 7 11,124 | 10 14,040 | | 9 13,986 |
| | 計 | 527,706 175,308,745 | 40,330 15,976,651 | 45,379 17,392,655 | 41,939 14,236,188 | 41,910 13,261,945 | 42,905 13,790,526 | 40,402 13,441,485 | 39,683 12,337,287 | 36,848 11,706,428 | 37,593 10,594,568 | 43,559 13,171,429 | 66,537 17,221,965 | 50,621 22,177,618 |
| | 平均単価 | 332 | 396 | 383 | 339 | 316 | 321 | 333 | 311 | 318 | 282 | 302 | 259 | 438 |
| | | | | | | | | | | | | | | |
| | | | | | | | | | | | | | | |
| | | | | | | | | | | | | | | |
| | | | | | | | | | | | | | | |
| | | | | | | | | | | | | | | |
| | | | | | | | | | | | | | | |
| | | | | | | | | | | | | | | |
| | | | | | | | | | | | | | | |
| | | | | | | | | | | | | | | |
| | | | | | | | | | | | | | | |
| | | | | | | | | | | | | | | |

水産物の部

秋田市公設地方卸売市場

水産物総括表

令和3年1月～令和3年12月

上段 = 数量、下段 = 金額
単位：数量 = kg、金額 = 円

| 種 別 | | 鮮 魚 | 冷 凍 魚 | 塩 干 加 工 品 | 合 計 |
|---------------------|---------|---------------|---------------|---------------|----------------|
| 項 目 | | | | | |
| 年 間 取 扱 高 | | 6,056,988 | 1,652,334 | 5,240,160 | 12,949,482 |
| | | 4,692,799,679 | 1,945,297,706 | 3,874,284,168 | 10,512,381,553 |
| 一 日 平 均 取 扱 高 | | 23,568 | 6,429 | 20,390 | 50,387 |
| | | 18,259,920 | 7,569,252 | 15,075,036 | 40,904,208 |
| 平 均 単 価 (kg 当 り) | | 775 | 1,177 | 739 | 812 |
| 委 託 | | 2,876,021 | 12,189 | 341,889 | 3,230,099 |
| | | 1,734,315,237 | 39,364,432 | 90,043,546 | 1,863,723,215 |
| 買 付 | | 3,180,967 | 1,640,145 | 4,898,271 | 9,719,383 |
| | | 2,958,484,442 | 1,905,933,274 | 3,784,240,622 | 8,648,658,338 |
| 比 率 | 数 量 (%) | 46.7 | 12.8 | 40.5 | 100.0 |
| | 金 額 (%) | 44.6 | 18.5 | 36.9 | 100.0 |

年間取扱高

令和3年1月～令和3年12月

上段 = 数量、下段 = 金額
 単位：数量 = kg、金額 = 円

| 月別 種別 | | 合計 | 1月 | 2月 | 3月 | 4月 | 5月 | 6月 | 7月 | 8月 | 9月 | 10月 | 11月 | 12月 |
|-------------|----------------|---------------|-------------|-------------|-------------|-------------|-------------|-------------|-------------|-------------|-------------|-------------|---------------|-------------|
| | | 鮮魚 | 県内 | 1,048,292 | 50,826 | 46,179 | 90,976 | 81,765 | 84,417 | 127,068 | 122,266 | 80,258 | 68,439 | 84,801 |
| 837,555,197 | 34,117,030 | | | 35,549,334 | 60,530,225 | 59,999,583 | 56,810,964 | 76,797,660 | 79,411,730 | 66,286,721 | 60,838,292 | 75,029,193 | 70,304,471 | 161,879,994 |
| 県外 | 5,008,696 | | 372,173 | 419,831 | 470,270 | 449,804 | 413,473 | 423,208 | 397,190 | 389,538 | 362,199 | 394,054 | 417,786 | 499,170 |
| | 3,855,244,482 | | 253,907,767 | 298,403,442 | 332,132,545 | 310,901,199 | 281,640,720 | 268,803,464 | 286,685,212 | 334,637,577 | 296,454,189 | 318,700,569 | 352,896,016 | 520,081,782 |
| 計 | 6,056,988 | 422,999 | 466,010 | 561,246 | 531,569 | 497,890 | 550,276 | 519,456 | 469,796 | 430,638 | 478,855 | 493,311 | 634,942 | |
| | 4,692,799,679 | 288,024,797 | 333,952,776 | 392,662,770 | 370,900,782 | 338,451,684 | 345,601,124 | 366,096,942 | 400,924,298 | 357,292,481 | 393,729,762 | 423,200,487 | 681,961,776 | |
| 冷凍魚 | 県内 | 127,076 | 7,239 | 9,018 | 10,150 | 9,380 | 8,706 | 6,441 | 8,835 | 7,294 | 7,872 | 10,847 | 30,652 | 10,642 |
| | | 104,826,219 | 1,545,117 | 2,931,836 | 8,384,839 | 4,317,408 | 4,061,444 | 3,852,434 | 10,277,526 | 6,819,640 | 4,878,138 | 8,402,067 | 27,476,011 | 21,879,759 |
| | 県外 | 1,525,256 | 95,249 | 123,393 | 126,206 | 130,871 | 113,225 | 116,889 | 123,905 | 127,220 | 138,620 | 142,866 | 131,349 | 155,443 |
| | | 1,840,471,487 | 95,125,239 | 148,980,811 | 130,515,359 | 146,436,752 | 133,290,053 | 131,466,162 | 154,442,822 | 153,808,274 | 207,507,018 | 214,331,855 | 135,627,550 | 188,939,592 |
| 計 | 1,652,332 | 102,488 | 132,411 | 136,356 | 140,251 | 121,931 | 123,330 | 132,740 | 134,514 | 146,492 | 153,733 | 162,001 | 166,085 | |
| | 1,945,297,706 | 96,670,356 | 151,912,647 | 138,900,198 | 150,754,160 | 137,351,497 | 135,318,596 | 164,720,348 | 160,627,914 | 212,385,156 | 222,733,922 | 163,103,561 | 210,819,351 | |
| 塩干加工品 | 県内 | 417,133 | 30,400 | 32,418 | 33,763 | 37,672 | 34,547 | 34,026 | 32,108 | 34,749 | 32,028 | 32,231 | 32,778 | 50,413 |
| | | 231,171,154 | 14,952,687 | 16,327,369 | 15,483,488 | 14,901,932 | 13,027,987 | 13,274,186 | 13,712,998 | 18,878,908 | 12,872,285 | 13,167,642 | 18,989,036 | 65,582,636 |
| | 県外 | 4,823,027 | 296,451 | 382,670 | 405,814 | 399,690 | 399,967 | 396,569 | 402,598 | 415,320 | 411,119 | 412,972 | 407,277 | 492,580 |
| | | 3,643,113,014 | 206,793,854 | 264,496,923 | 292,799,467 | 295,877,354 | 293,588,871 | 326,601,899 | 306,425,796 | 302,992,480 | 277,714,712 | 311,552,178 | 308,016,999 | 456,252,481 |
| 計 | 5,240,160 | 326,851 | 415,088 | 439,577 | 437,362 | 434,514 | 430,595 | 434,706 | 450,069 | 443,147 | 445,203 | 440,055 | 542,993 | |
| | 3,874,284,168 | 221,746,541 | 280,824,292 | 308,282,955 | 310,779,286 | 306,616,858 | 339,876,085 | 320,138,794 | 321,871,388 | 290,586,997 | 324,719,820 | 327,006,035 | 521,835,117 | |
| 県内合計 | 1,592,501 | 88,465 | 87,615 | 134,889 | 128,817 | 127,670 | 167,535 | 163,209 | 122,301 | 108,339 | 127,879 | 138,955 | 196,827 | |
| | 1,173,552,570 | 50,614,834 | 54,808,539 | 84,398,552 | 79,218,923 | 73,900,395 | 93,924,280 | 103,402,254 | 91,985,269 | 78,588,715 | 96,598,902 | 116,769,518 | 249,342,389 | |
| 県外合計 | 11,356,979 | 763,873 | 925,894 | 1,002,290 | 980,365 | 926,665 | 936,666 | 923,693 | 932,078 | 911,938 | 949,912 | 956,412 | 1,147,193 | |
| | 9,338,828,983 | 555,826,860 | 711,881,176 | 755,447,371 | 753,215,305 | 708,519,644 | 726,871,525 | 747,553,830 | 791,438,331 | 781,675,919 | 844,584,602 | 796,540,565 | 1,165,273,855 | |
| 総計 | 12,949,480 | 852,338 | 1,013,509 | 1,137,179 | 1,109,182 | 1,054,335 | 1,104,201 | 1,086,902 | 1,054,379 | 1,020,277 | 1,077,791 | 1,095,367 | 1,344,020 | |
| | 10,512,381,553 | 606,441,694 | 766,689,715 | 839,845,923 | 832,434,228 | 782,420,039 | 820,795,805 | 850,956,084 | 883,423,600 | 860,264,634 | 941,183,504 | 913,310,083 | 1,414,616,244 | |

一日平均種別月別取扱高

令和3年1月～令和3年12月

上段 = 数量、下段 = 金額
単位：数量 = kg、金額 = 円

| 月別 種別 | 合計 | 令和3年1月～令和3年12月 | | | | | | | | | | | |
|----------|------------|----------------|------------|------------|------------|------------|------------|------------|------------|------------|------------|------------|------------|
| | | 1月 | 2月 | 3月 | 4月 | 5月 | 6月 | 7月 | 8月 | 9月 | 10月 | 11月 | 12月 |
| 鮮魚 | 23,568 | 21,150 | 23,301 | 24,402 | 24,162 | 23,709 | 26,204 | 22,585 | 23,490 | 21,532 | 21,766 | 22,423 | 27,606 |
| | 18,259,921 | 14,401,240 | 16,697,639 | 17,072,294 | 16,859,126 | 16,116,747 | 16,457,196 | 15,917,258 | 20,046,215 | 17,864,624 | 17,896,807 | 19,236,386 | 29,650,512 |
| 冷凍魚 | 6,429 | 5,124 | 6,621 | 5,929 | 6,375 | 5,806 | 5,873 | 5,771 | 6,726 | 7,325 | 6,988 | 7,364 | 7,221 |
| | 7,569,252 | 4,833,518 | 7,595,632 | 6,039,139 | 6,852,462 | 6,540,547 | 6,443,743 | 7,161,754 | 8,031,396 | 10,619,258 | 10,124,269 | 7,413,798 | 9,166,059 |
| 塩干加工品 | 20,390 | 16,343 | 20,754 | 19,112 | 19,880 | 20,691 | 20,505 | 18,900 | 22,503 | 22,157 | 20,236 | 20,002 | 23,608 |
| | 15,075,036 | 11,087,327 | 14,041,215 | 13,403,607 | 14,126,331 | 14,600,803 | 16,184,575 | 13,919,078 | 16,093,569 | 14,529,350 | 14,759,992 | 14,863,911 | 22,688,483 |
| 一日平均 | 50,387 | 42,617 | 50,675 | 49,443 | 50,417 | 50,206 | 52,581 | 47,257 | 52,719 | 51,014 | 48,991 | 49,789 | 58,436 |
| | 40,904,208 | 30,322,085 | 38,334,486 | 36,515,040 | 37,837,919 | 37,258,097 | 39,085,515 | 36,998,091 | 44,171,180 | 43,013,232 | 42,781,068 | 41,514,095 | 61,505,054 |

種別出荷地別月別取扱高

令和3年1月～令和3年12月

上段 = 数量、下段 = 金額
単位：数量 = kg、金額 = 円

| 種 別 出 荷 地 | | 鮮 魚 | | 冷 凍 魚 | | 塩 干 加 工 品 | | 合 計 | |
|--------------|------|-----------|-------------|---------|-------------|-----------|-------------|-----------|---------------|
| | | 数 量 | 金 額 | 数 量 | 金 額 | 数 量 | 金 額 | 数 量 | 金 額 |
| 秋 田 | 1 月 | 50,827 | 34,117,030 | 7,239 | 1,545,117 | 30,400 | 14,952,687 | 88,466 | 50,614,834 |
| | 2 月 | 46,179 | 35,549,334 | 9,018 | 2,931,836 | 32,418 | 16,327,369 | 87,615 | 54,808,539 |
| | 3 月 | 90,976 | 60,530,225 | 10,150 | 8,384,839 | 33,763 | 15,483,488 | 134,889 | 84,398,552 |
| | 4 月 | 81,766 | 59,999,583 | 9,380 | 4,317,408 | 37,672 | 14,901,932 | 128,818 | 79,218,923 |
| | 5 月 | 84,417 | 56,810,964 | 8,706 | 4,061,444 | 34,547 | 13,027,987 | 127,670 | 73,900,395 |
| | 6 月 | 127,069 | 76,797,660 | 6,441 | 3,852,434 | 34,026 | 13,274,186 | 167,536 | 93,924,280 |
| | 7 月 | 122,266 | 79,411,730 | 8,835 | 10,277,526 | 32,108 | 13,712,998 | 163,209 | 103,402,254 |
| | 8 月 | 80,259 | 66,286,721 | 7,294 | 6,819,640 | 34,749 | 18,878,908 | 122,302 | 91,985,269 |
| | 9 月 | 68,439 | 60,838,292 | 7,872 | 4,878,138 | 32,028 | 12,872,285 | 108,339 | 78,588,715 |
| | 10 月 | 84,801 | 75,029,193 | 10,847 | 8,402,067 | 32,231 | 13,167,642 | 127,879 | 96,598,902 |
| | 11 月 | 75,525 | 70,304,471 | 30,652 | 27,476,011 | 32,778 | 18,989,036 | 138,955 | 116,769,518 |
| | 12 月 | 135,772 | 161,879,994 | 10,642 | 21,879,759 | 50,413 | 65,582,636 | 196,827 | 249,342,389 |
| | 合計 | 1,048,292 | 837,555,197 | 127,078 | 104,826,219 | 417,133 | 231,171,154 | 1,592,503 | 1,173,552,570 |
| 北 海 道 | 1 月 | 40,668 | 31,217,167 | 6,618 | 15,489,809 | 5,985 | 7,145,733 | 53,271 | 53,852,709 |
| | 2 月 | 44,600 | 32,279,803 | 17,100 | 53,104,869 | 10,221 | 11,858,238 | 71,921 | 97,242,910 |
| | 3 月 | 48,086 | 31,647,729 | 4,950 | 14,972,256 | 12,708 | 15,792,749 | 65,744 | 62,412,734 |
| | 4 月 | 68,977 | 39,278,600 | 3,912 | 16,145,018 | 15,463 | 17,430,196 | 88,352 | 72,853,814 |
| | 5 月 | 56,092 | 34,387,596 | 7,678 | 24,466,676 | 14,948 | 15,811,429 | 78,718 | 74,665,701 |
| | 6 月 | 47,728 | 31,969,931 | 5,388 | 14,411,952 | 13,677 | 16,695,099 | 66,793 | 63,076,982 |
| | 7 月 | 48,984 | 38,419,303 | 6,097 | 17,010,494 | 13,702 | 18,496,897 | 68,783 | 73,926,694 |
| | 8 月 | 40,198 | 36,961,913 | 5,870 | 18,120,372 | 13,479 | 15,954,618 | 59,547 | 71,036,903 |
| | 9 月 | 74,355 | 66,024,067 | 19,179 | 80,068,270 | 13,501 | 12,968,041 | 107,035 | 159,060,378 |
| | 10 月 | 89,897 | 76,157,989 | 18,375 | 79,977,576 | 12,262 | 15,482,317 | 120,534 | 171,617,882 |
| | 11 月 | 74,069 | 67,327,387 | 506 | 572,454 | 11,708 | 16,151,040 | 86,283 | 84,050,881 |
| | 12 月 | 74,721 | 78,028,199 | 1,360 | 1,357,452 | 20,436 | 32,438,095 | 96,517 | 111,823,746 |
| | 合計 | 708,377 | 563,699,684 | 97,031 | 335,697,198 | 158,091 | 196,224,452 | 963,499 | 1,095,621,334 |
| 青 森 | 1 月 | 76,272 | 52,119,552 | 3,001 | 2,778,199 | 19,356 | 17,357,544 | 98,629 | 72,255,295 |
| | 2 月 | 71,063 | 50,176,468 | 3,593 | 3,280,587 | 28,751 | 24,262,765 | 103,407 | 77,719,820 |
| | 3 月 | 51,067 | 41,604,771 | 9,987 | 6,333,261 | 28,290 | 29,515,998 | 89,344 | 77,454,030 |
| | 4 月 | 45,000 | 37,042,722 | 8,535 | 6,720,372 | 29,571 | 30,235,715 | 83,106 | 73,998,809 |
| | 5 月 | 62,184 | 45,073,123 | 7,525 | 5,162,547 | 29,176 | 30,495,931 | 98,885 | 80,731,601 |
| | 6 月 | 88,368 | 49,091,173 | 5,719 | 4,151,606 | 29,071 | 30,700,757 | 123,158 | 83,943,536 |
| | 7 月 | 65,534 | 49,455,988 | 6,300 | 4,927,564 | 30,956 | 34,935,384 | 102,790 | 89,318,936 |
| | 8 月 | 65,253 | 59,588,336 | 7,810 | 6,058,515 | 32,905 | 35,348,023 | 105,968 | 100,994,874 |
| | 9 月 | 32,646 | 29,491,154 | 4,257 | 3,261,728 | 26,125 | 26,653,926 | 63,028 | 59,406,808 |
| | 10 月 | 36,233 | 32,394,307 | 4,438 | 3,773,530 | 29,807 | 29,700,480 | 70,478 | 65,868,317 |
| | 11 月 | 49,179 | 41,985,230 | 6,008 | 5,487,758 | 27,459 | 28,596,212 | 82,646 | 76,069,200 |
| | 12 月 | 95,005 | 96,114,667 | 7,366 | 8,345,098 | 30,631 | 37,024,761 | 133,002 | 141,484,526 |
| | 合計 | 737,803 | 584,137,491 | 74,540 | 60,280,765 | 342,097 | 354,827,496 | 1,154,440 | 999,245,752 |

種別出荷地別月別取扱高

令和3年1月～令和3年12月

上段 = 数量、下段 = 金額
単位：数量 = kg、金額 = 円

| 種 別 | | 鮮 魚 | | 冷 凍 魚 | | 塩 干 加 工 品 | | 合 計 | |
|-----|------|---------|-------------|---------------|-------------|-------------|-------------|---------------|-------------|
| | | 数 量 | 金 額 | 数 量 | 金 額 | 数 量 | 金 額 | 数 量 | 金 額 |
| 岩 手 | 1 月 | 28,397 | 17,731,549 | 63 | 56,160 | 681 | 483,960 | 29,141 | 18,271,669 |
| | 2 月 | 17,547 | 12,906,099 | 168 | 124,200 | 1,349 | 4,429,461 | 19,064 | 17,459,760 |
| | 3 月 | 13,753 | 10,643,291 | 288 | 201,960 | 1,307 | 2,958,640 | 15,348 | 13,803,891 |
| | 4 月 | 15,300 | 10,413,662 | 176 | 215,784 | 1,863 | 6,274,801 | 17,339 | 16,904,247 |
| | 5 月 | 17,018 | 11,365,273 | 69 | 65,837 | 932 | 1,369,947 | 18,019 | 12,801,057 |
| | 6 月 | 17,033 | 10,137,583 | 66 | 64,454 | 1,455 | 4,226,243 | 18,554 | 14,428,280 |
| | 7 月 | 29,496 | 13,464,358 | 46 | 101,649 | 1,829 | 4,966,736 | 31,371 | 18,532,743 |
| | 8 月 | 35,272 | 19,201,147 | 24 | 118,195 | 1,395 | 4,102,367 | 36,691 | 23,421,709 |
| | 9 月 | 34,845 | 20,529,051 | 2 | 17,280 | 1,031 | 1,799,388 | 35,878 | 22,345,719 |
| | 10 月 | 34,389 | 18,247,650 | 8 | 111,629 | 1,250 | 3,257,701 | 35,647 | 21,616,980 |
| | 11 月 | 37,890 | 26,514,961 | 3 | 42,854 | 769 | 1,076,228 | 38,662 | 27,634,043 |
| | 12 月 | 34,189 | 32,235,431 | 228 | 249,523 | 1,357 | 4,262,293 | 35,774 | 36,747,247 |
| | | 合 計 | 315,128 | 203,390,055 | 1,141 | 1,369,525 | 15,218 | 39,207,765 | 331,487 |
| 宮 城 | 1 月 | 128,120 | 79,373,817 | 59,373 | 52,168,521 | 113,686 | 84,274,845 | 301,179 | 215,817,183 |
| | 2 月 | 155,538 | 101,003,537 | 67,143 | 58,658,382 | 152,161 | 106,496,802 | 374,842 | 266,158,721 |
| | 3 月 | 149,871 | 106,381,659 | 71,209 | 68,749,842 | 162,315 | 111,995,167 | 383,395 | 287,126,668 |
| | 4 月 | 118,845 | 96,068,029 | 69,697 | 71,630,784 | 161,909 | 112,355,521 | 350,451 | 280,054,334 |
| | 5 月 | 121,614 | 94,966,890 | 55,650 | 61,010,755 | 159,613 | 104,313,395 | 336,877 | 260,291,040 |
| | 6 月 | 130,785 | 88,723,738 | 56,249 | 62,166,901 | 162,494 | 112,692,858 | 349,528 | 263,583,497 |
| | 7 月 | 141,622 | 102,078,374 | 61,424 | 71,176,933 | 163,511 | 114,890,986 | 366,557 | 288,146,293 |
| | 8 月 | 131,924 | 113,341,150 | 66,519 | 79,714,708 | 180,630 | 114,946,494 | 379,073 | 308,002,352 |
| | 9 月 | 120,247 | 93,740,019 | 71,314 | 80,534,038 | 183,241 | 116,499,815 | 374,802 | 290,773,872 |
| | 10 月 | 127,701 | 94,670,670 | 74,181 | 82,928,282 | 161,928 | 114,872,096 | 363,810 | 292,471,048 |
| | 11 月 | 142,462 | 102,173,510 | 77,019 | 78,559,842 | 163,133 | 113,320,331 | 382,614 | 294,053,683 |
| | 12 月 | 157,540 | 142,207,631 | 95,350 | 115,407,791 | 177,567 | 158,185,582 | 430,457 | 415,801,004 |
| | | 合 計 | 1,626,269 | 1,214,729,024 | 825,128 | 882,706,779 | 1,942,190 | 1,364,843,892 | 4,393,587 |
| 山 形 | 1 月 | 6,833 | 4,971,631 | 8 | 63,180 | 25,479 | 4,784,581 | 32,320 | 9,819,392 |
| | 2 月 | 9,179 | 6,512,159 | 9 | 63,180 | 27,735 | 4,595,466 | 36,923 | 11,170,805 |
| | 3 月 | 21,860 | 15,594,289 | 16 | 96,120 | 27,404 | 3,701,625 | 49,280 | 19,392,034 |
| | 4 月 | 20,346 | 12,217,884 | | | 22,153 | 3,485,762 | 42,499 | 15,703,646 |
| | 5 月 | 11,991 | 7,448,178 | | | 26,199 | 3,000,826 | 38,190 | 10,449,004 |
| | 6 月 | 23,991 | 13,901,953 | 12 | 41,559 | 21,655 | 2,781,206 | 45,658 | 16,724,718 |
| | 7 月 | 8,524 | 4,451,898 | 128 | 614,671 | 19,622 | 2,778,000 | 28,274 | 7,844,569 |
| | 8 月 | 7,192 | 1,650,543 | 350 | 1,511,644 | 19,901 | 3,050,126 | 27,443 | 6,212,313 |
| | 9 月 | 7,090 | 6,410,409 | 112 | 557,928 | 26,925 | 3,851,410 | 34,127 | 10,819,747 |
| | 10 月 | 7,528 | 7,968,332 | 128 | 640,764 | 25,369 | 5,226,036 | 33,025 | 13,835,132 |
| | 11 月 | 8,088 | 9,715,132 | 135 | 709,711 | 24,710 | 5,518,688 | 32,933 | 15,943,531 |
| | 12 月 | 7,753 | 8,770,167 | 286 | 1,498,932 | 26,160 | 5,467,324 | 34,199 | 15,736,423 |
| | | 合 計 | 140,375 | 99,612,575 | 1,185 | 5,797,689 | 293,310 | 48,241,050 | 434,870 |

種別出荷地別月別取扱高

令和3年1月～令和3年12月

上段 = 数量、下段 = 金額
単位：数量 = kg、金額 = 円

| 種 別 出 荷 地 | | 鮮 魚 | | 冷 凍 魚 | | 塩 干 加 工 品 | | 合 計 | |
|--------------|------|--------|-----------|------------|-----------|------------|-----------|------------|------------|
| | | 数 量 | 金 額 | 数 量 | 金 額 | 数 量 | 金 額 | 数 量 | 金 額 |
| 福 島 | 1 月 | 7,371 | 5,809,882 | 1,272 | 1,998,043 | 1,699 | 998,808 | 10,342 | 8,806,733 |
| | 2 月 | 9,377 | 7,763,478 | 2,307 | 3,506,441 | 1,649 | 1,036,461 | 13,333 | 12,306,380 |
| | 3 月 | 11,078 | 9,045,384 | 2,235 | 3,413,348 | 2,246 | 1,058,446 | 15,559 | 13,517,178 |
| | 4 月 | 8,466 | 6,314,321 | 2,057 | 3,539,401 | 2,047 | 1,642,820 | 12,570 | 11,496,542 |
| | 5 月 | 5,943 | 3,907,228 | 2,477 | 4,200,018 | 1,668 | 944,903 | 10,088 | 9,052,149 |
| | 6 月 | 3,377 | 2,342,843 | 2,629 | 4,472,793 | 1,532 | 1,014,111 | 7,538 | 7,829,747 |
| | 7 月 | 2,039 | 1,947,263 | 3,857 | 7,178,269 | 1,647 | 1,288,043 | 7,543 | 10,413,575 |
| | 8 月 | 1,270 | 1,260,457 | 3,671 | 5,505,242 | 1,839 | 1,683,309 | 6,780 | 8,449,008 |
| | 9 月 | 5,419 | 4,267,127 | 2,219 | 3,434,707 | 1,653 | 1,096,575 | 9,291 | 8,798,409 |
| | 10 月 | 6,540 | 5,004,677 | 3,088 | 4,904,033 | 1,770 | 934,084 | 11,398 | 10,842,794 |
| | 11 月 | 8,878 | 7,675,000 | 3,054 | 4,683,880 | 1,853 | 995,550 | 13,785 | 13,354,430 |
| | 12 月 | 7,739 | 7,995,106 | 3,527 | 5,942,231 | 4,665 | 2,201,843 | 15,931 | 16,139,180 |
| | | 合 計 | 77,500 | 63,332,766 | 32,394 | 52,778,406 | 24,265 | 14,894,953 | 134,159 |
| 茨 城 | 1 月 | 1,769 | 1,970,323 | 404 | 761,854 | 607 | 1,358,683 | 2,780 | 4,090,860 |
| | 2 月 | 2,751 | 2,968,956 | 581 | 992,380 | 1,272 | 1,781,482 | 4,604 | 5,742,818 |
| | 3 月 | 3,173 | 3,885,130 | 614 | 1,388,610 | 1,690 | 2,207,027 | 5,477 | 7,480,767 |
| | 4 月 | 3,165 | 3,757,258 | 552 | 1,429,272 | 2,583 | 2,796,440 | 6,300 | 7,982,970 |
| | 5 月 | 2,413 | 2,873,768 | 479 | 1,198,669 | 1,539 | 1,822,826 | 4,431 | 5,895,263 |
| | 6 月 | 1,769 | 1,944,019 | 616 | 1,393,762 | 1,679 | 1,713,732 | 4,064 | 5,051,513 |
| | 7 月 | 2,212 | 2,736,291 | 354 | 1,167,156 | 2,226 | 2,341,484 | 4,792 | 6,244,931 |
| | 8 月 | 5,589 | 6,428,410 | 319 | 1,043,712 | 2,430 | 2,749,003 | 8,338 | 10,221,125 |
| | 9 月 | 5,140 | 5,682,164 | 143 | 274,212 | 1,932 | 2,059,935 | 7,215 | 8,016,311 |
| | 10 月 | 4,181 | 4,605,093 | 172 | 406,404 | 2,093 | 2,258,246 | 6,446 | 7,269,743 |
| | 11 月 | 5,180 | 5,815,712 | 175 | 395,712 | 1,844 | 1,880,728 | 7,199 | 8,092,152 |
| | 12 月 | 4,907 | 6,044,265 | 1,058 | 4,705,668 | 1,867 | 2,075,095 | 7,832 | 12,825,028 |
| | | 合 計 | 42,248 | 48,711,389 | 5,467 | 15,157,411 | 21,762 | 25,044,681 | 69,477 |
| 栃 木 | 1 月 | | | | | | | | |
| | 2 月 | | | | | | | | |
| | 3 月 | | | 40 | 29,376 | | | 40 | 29,376 |
| | 4 月 | | | 70 | 51,408 | | | 70 | 51,408 |
| | 5 月 | | | | | | | | |
| | 6 月 | | | | | | | | |
| | 7 月 | | | | | | | | |
| | 8 月 | | | 30 | 12,312 | | | 30 | 12,312 |
| | 9 月 | | | | | | | | |
| | 10 月 | | | 20 | 16,848 | | | 20 | 16,848 |
| | 11 月 | | | 10 | 8,424 | | | 10 | 8,424 |
| | 12 月 | | | 50 | 42,120 | | | 50 | 42,120 |
| | | 合 計 | | | 220 | 160,488 | | | 220 |

種別出荷地別月別取扱高

令和3年1月～令和3年12月

上段 = 数量、下段 = 金額
単位：数量 = kg、金額 = 円

| 種 別 | | 鮮 魚 | | 冷 凍 魚 | | 塩 干 加 工 品 | | 合 計 | | |
|-----|------|--------|------------|------------|-----------|-----------|------------|------------|------------|-------------|
| | | 数 量 | 金 額 | 数 量 | 金 額 | 数 量 | 金 額 | 数 量 | 金 額 | |
| 群 馬 | 1 月 | 267 | 672,192 | 54 | 16,767 | | | 321 | 688,959 | |
| | 2 月 | 594 | 1,353,834 | 70 | 32,751 | | | 664 | 1,386,585 | |
| | 3 月 | 665 | 1,526,256 | 72 | 22,356 | | | 737 | 1,548,612 | |
| | 4 月 | 708 | 1,588,734 | 635 | 119,151 | | | 1,343 | 1,707,885 | |
| | 5 月 | 711 | 1,599,372 | 9 | 13,997 | | | 720 | 1,613,369 | |
| | 6 月 | 674 | 1,482,462 | 14 | 22,356 | | | 688 | 1,504,818 | |
| | 7 月 | 701 | 1,504,440 | 16 | 35,521 | | | 717 | 1,539,961 | |
| | 8 月 | 877 | 2,027,646 | 16 | 25,224 | | | 893 | 2,052,870 | |
| | 9 月 | 817 | 1,953,936 | 126 | 110,144 | | | 943 | 2,064,080 | |
| | 10 月 | 955 | 2,283,012 | 25 | 47,136 | | | 980 | 2,330,148 | |
| | 11 月 | 939 | 2,235,006 | 112 | 109,588 | | | 1,051 | 2,344,594 | |
| | 12 月 | 1,157 | 2,941,002 | 13 | 19,439 | | | 1,170 | 2,960,441 | |
| | | 合 計 | 9,065 | 21,167,892 | 1,162 | 574,430 | | | 10,227 | 21,742,322 |
| 埼 玉 | 1 月 | -16 | -56,808 | 40 | 14,256 | 50 | 30,240 | 74 | -12,312 | |
| | 2 月 | 48 | 83,268 | | | 122 | 44,032 | 170 | 127,300 | |
| | 3 月 | 59 | 117,720 | 80 | 28,512 | 188 | 34,020 | 327 | 180,252 | |
| | 4 月 | 68 | 129,870 | 80 | 28,512 | 90 | 45,792 | 238 | 204,174 | |
| | 5 月 | 42 | 80,838 | 40 | 14,256 | 98 | 46,116 | 180 | 141,210 | |
| | 6 月 | 10 | 20,520 | 135 | 720,218 | 155 | 69,080 | 300 | 809,818 | |
| | 7 月 | | | 405 | 1,571,267 | 225 | 106,533 | 630 | 1,677,800 | |
| | 8 月 | | | 289 | 1,409,009 | 155 | 68,605 | 444 | 1,477,614 | |
| | 9 月 | 16 | 16,470 | 374 | 1,360,591 | 211 | 94,531 | 601 | 1,471,592 | |
| | 10 月 | | | 266 | 1,266,617 | 211 | 101,546 | 477 | 1,368,163 | |
| | 11 月 | | | 263 | 1,272,166 | 220 | 98,436 | 483 | 1,370,602 | |
| | 12 月 | 38 | 85,860 | 339 | 1,545,726 | 239 | 129,149 | 616 | 1,760,735 | |
| | | 合 計 | 264 | 477,738 | 2,311 | 9,231,130 | 1,965 | 868,080 | 4,540 | 10,576,948 |
| 千 葉 | 1 月 | 6,243 | 3,319,763 | 100 | 64,800 | 3,365 | 3,606,469 | 9,708 | 6,991,032 | |
| | 2 月 | 9,450 | 4,855,256 | 5 | 4,320 | 4,820 | 5,517,513 | 14,275 | 10,377,089 | |
| | 3 月 | 28,106 | 11,426,946 | 85 | 55,296 | 7,027 | 7,660,913 | 35,218 | 19,143,155 | |
| | 4 月 | 27,495 | 9,730,793 | 118 | 68,688 | 7,167 | 7,903,483 | 34,780 | 17,702,964 | |
| | 5 月 | 33,332 | 10,723,321 | 100 | 64,800 | 5,587 | 5,871,492 | 39,019 | 16,659,613 | |
| | 6 月 | 22,134 | 7,812,184 | 129 | 87,717 | 7,372 | 8,090,143 | 29,635 | 15,990,044 | |
| | 7 月 | 4,861 | 2,417,358 | 237 | 179,231 | 7,031 | 8,270,343 | 12,129 | 10,866,932 | |
| | 8 月 | 1,067 | 3,027,846 | 159 | 113,832 | 6,971 | 8,722,420 | 8,197 | 11,864,098 | |
| | 9 月 | 1,751 | 2,376,655 | 259 | 181,352 | 7,523 | 9,516,907 | 9,533 | 12,074,914 | |
| | 10 月 | 1,092 | 1,755,733 | 40 | 35,531 | 5,491 | 6,223,385 | 6,623 | 8,014,649 | |
| | 11 月 | 3,865 | 10,688,308 | 145 | 92,210 | 5,991 | 7,462,839 | 10,001 | 18,243,357 | |
| | 12 月 | 7,013 | 20,086,419 | 200 | 129,600 | 8,921 | 13,199,735 | 16,134 | 33,415,754 | |
| | | 合 計 | 146,409 | 88,220,582 | 1,577 | 1,077,377 | 77,267 | 92,045,642 | 225,253 | 181,343,601 |

種別出荷地別月別取扱高

令和3年1月～令和3年12月

上段 = 数量、下段 = 金額
 単位：数量 = kg、金額 = 円

| 種別 | | 鮮魚 | | 冷凍魚 | | 塩干加工品 | | 合計 | |
|-----|-----|---------|-------------|---------|-------------|---------|-------------|-----------|---------------|
| 出荷地 | 月別 | 数量 | 金額 | 数量 | 金額 | 数量 | 金額 | 数量 | 金額 |
| 東京 | 1月 | 24,991 | 23,438,608 | 17,781 | 13,882,923 | 24,611 | 43,066,221 | 67,383 | 80,387,752 |
| | 2月 | 32,185 | 31,246,497 | 23,112 | 19,311,424 | 46,207 | 57,830,380 | 101,504 | 108,388,301 |
| | 3月 | 54,905 | 47,020,621 | 28,850 | 25,336,362 | 45,858 | 66,190,211 | 129,613 | 138,547,194 |
| | 4月 | 49,828 | 40,606,263 | 33,478 | 32,747,078 | 44,415 | 61,667,717 | 127,721 | 135,021,058 |
| | 5月 | 33,498 | 30,861,620 | 28,850 | 25,085,632 | 49,679 | 78,705,761 | 112,027 | 134,653,013 |
| | 6月 | 26,758 | 27,609,890 | 36,349 | 32,511,366 | 54,588 | 102,196,379 | 117,695 | 162,317,635 |
| | 7月 | 31,936 | 31,903,771 | 36,473 | 39,775,575 | 49,948 | 63,518,410 | 118,357 | 135,197,756 |
| | 8月 | 40,645 | 51,058,374 | 35,261 | 30,815,568 | 47,403 | 64,421,648 | 123,309 | 146,295,590 |
| | 9月 | 31,403 | 35,936,934 | 32,227 | 27,586,537 | 42,189 | 55,402,245 | 105,819 | 118,925,716 |
| | 10月 | 35,564 | 42,734,363 | 30,523 | 27,509,099 | 52,464 | 77,516,607 | 118,551 | 147,760,069 |
| | 11月 | 33,245 | 41,423,288 | 36,186 | 33,337,857 | 49,106 | 79,247,198 | 118,537 | 154,008,343 |
| | 12月 | 37,158 | 61,288,569 | 38,724 | 36,933,499 | 69,310 | 115,160,963 | 145,192 | 213,383,031 |
| | 合計 | 432,118 | 465,128,798 | 377,813 | 344,832,920 | 575,777 | 864,923,740 | 1,385,708 | 1,674,885,458 |
| 神奈川 | 1月 | 1,690 | 3,201,710 | 18 | 24,492 | 15,879 | 5,853,644 | 17,587 | 9,079,846 |
| | 2月 | 2,056 | 3,925,741 | 24 | 31,836 | 15,734 | 5,374,635 | 17,814 | 9,332,212 |
| | 3月 | 2,362 | 4,654,640 | 16 | 21,641 | 16,592 | 6,215,700 | 18,970 | 10,891,981 |
| | 4月 | 2,398 | 4,668,079 | 18 | 24,492 | 16,926 | 6,675,898 | 19,342 | 11,368,469 |
| | 5月 | 2,529 | 4,458,153 | 14 | 19,179 | 16,755 | 6,301,704 | 19,298 | 10,779,036 |
| | 6月 | 2,097 | 3,920,601 | 8 | 10,626 | 15,208 | 5,222,656 | 17,313 | 9,153,883 |
| | 7月 | 2,297 | 4,273,032 | 12 | 16,717 | 16,077 | 6,534,863 | 18,386 | 10,824,612 |
| | 8月 | 2,482 | 4,855,599 | 18 | 25,270 | 16,223 | 6,973,822 | 18,723 | 11,854,691 |
| | 9月 | 2,027 | 4,154,167 | 10 | 13,477 | 15,108 | 5,642,789 | 17,145 | 9,810,433 |
| | 10月 | 2,258 | 4,595,226 | 16 | 22,419 | 16,155 | 6,239,795 | 18,429 | 10,857,440 |
| | 11月 | 2,247 | 4,578,960 | 12 | 16,717 | 17,792 | 6,567,768 | 20,051 | 11,163,445 |
| | 12月 | 3,067 | 6,384,157 | 20 | 27,732 | 17,343 | 8,831,660 | 20,430 | 15,243,549 |
| | 合計 | 27,509 | 53,670,065 | 186 | 254,598 | 195,794 | 76,434,934 | 223,489 | 130,359,597 |
| 新潟 | 1月 | 11,875 | 8,102,104 | 271 | 669,536 | 72,842 | 28,366,488 | 84,988 | 37,138,128 |
| | 2月 | 17,818 | 14,782,768 | 434 | 1,026,606 | 77,333 | 30,001,639 | 95,585 | 45,811,013 |
| | 3月 | 17,890 | 10,749,966 | 506 | 1,068,618 | 80,574 | 32,620,000 | 98,970 | 44,438,584 |
| | 4月 | 11,295 | 7,627,115 | 435 | 1,327,598 | 74,436 | 31,343,239 | 86,166 | 40,297,952 |
| | 5月 | 17,265 | 7,894,557 | 358 | 1,049,114 | 74,043 | 30,096,206 | 91,666 | 39,039,877 |
| | 6月 | 11,766 | 7,134,504 | 308 | 939,450 | 70,096 | 28,855,779 | 82,170 | 36,929,733 |
| | 7月 | 13,361 | 12,870,668 | 589 | 1,241,434 | 72,584 | 30,648,254 | 86,534 | 44,760,356 |
| | 8月 | 10,511 | 6,227,009 | 638 | 1,436,207 | 72,303 | 30,369,132 | 83,452 | 38,032,348 |
| | 9月 | 8,777 | 4,231,050 | 525 | 1,125,402 | 74,400 | 29,669,252 | 83,702 | 35,025,704 |
| | 10月 | 10,230 | 5,120,947 | 466 | 1,318,514 | 82,615 | 32,404,497 | 93,311 | 38,843,958 |
| | 11月 | 11,253 | 6,172,533 | 429 | 1,591,554 | 84,207 | 33,679,594 | 95,889 | 41,443,681 |
| | 12月 | 13,530 | 8,163,032 | 552 | 2,063,406 | 111,015 | 58,374,116 | 125,097 | 68,600,554 |
| | 合計 | 155,571 | 99,076,253 | 5,511 | 14,857,439 | 946,449 | 396,428,196 | 1,107,531 | 510,361,888 |

種別出荷地別月別取扱高

令和3年1月～令和3年12月

上段 = 数量、下段 = 金額
単位：数量 = kg、金額 = 円

| 種 別 出 荷 地 | | 鮮 魚 | | 冷 凍 魚 | | 塩 干 加 工 品 | | 合 計 | |
|--------------|------|--------|------------|-------|---------|-----------|-----------|--------|------------|
| | | 数 量 | 金 額 | 数 量 | 金 額 | 数 量 | 金 額 | 数 量 | 金 額 |
| 富 山 | 1 月 | 8 | 24,192 | | | 117 | 101,336 | 125 | 125,528 |
| | 2 月 | 360 | 192,510 | | | 168 | 69,120 | 528 | 261,630 |
| | 3 月 | 1,296 | 1,651,375 | | | 158 | 116,618 | 1,454 | 1,767,993 |
| | 4 月 | 1,247 | 2,862,562 | | | 171 | 98,874 | 1,418 | 2,961,436 |
| | 5 月 | 480 | 995,319 | | | 146 | 74,444 | 626 | 1,069,763 |
| | 6 月 | | | | | 133 | 97,416 | 133 | 97,416 |
| | 7 月 | 8 | 24,192 | | | 192 | 109,026 | 200 | 133,218 |
| | 8 月 | 28 | 82,113 | | | 184 | 154,332 | 212 | 236,445 |
| | 9 月 | 246 | 680,044 | | | 130 | 93,852 | 376 | 773,896 |
| | 10 月 | 172 | 457,272 | | | 194 | 95,040 | 366 | 552,312 |
| | 11 月 | 36 | 95,094 | | | 148 | 99,900 | 184 | 194,994 |
| | 12 月 | | | | | 237 | 186,084 | 237 | 186,084 |
| | 合計 | 3,881 | 7,064,673 | | | 1,977 | 1,296,042 | 5,858 | 8,360,715 |
| 石 川 | 1 月 | | | | | 36 | 11,275 | 36 | 11,275 |
| | 2 月 | | | | | 243 | 114,201 | 243 | 114,201 |
| | 3 月 | 2,495 | 1,107,216 | | | 40 | 11,447 | 2,535 | 1,118,663 |
| | 4 月 | 8,315 | 3,241,978 | | | 38 | 23,371 | 8,353 | 3,265,349 |
| | 5 月 | 2,234 | 1,524,367 | | | 32 | 8,163 | 2,266 | 1,532,530 |
| | 6 月 | 4,167 | 2,736,805 | 230 | 224,262 | 45 | 36,201 | 4,442 | 2,997,268 |
| | 7 月 | 525 | 304,560 | 200 | 194,400 | 32 | 9,633 | 757 | 508,593 |
| | 8 月 | | | | | 101 | 53,092 | 101 | 53,092 |
| | 9 月 | 2,425 | 2,886,613 | 250 | 243,000 | 166 | 40,067 | 2,841 | 3,169,680 |
| | 10 月 | 450 | 298,296 | | | 162 | 44,624 | 612 | 342,920 |
| | 11 月 | 70 | 33,264 | 182 | 157,248 | 155 | 57,949 | 407 | 248,461 |
| | 12 月 | | | | | 56 | 50,704 | 56 | 50,704 |
| | 合計 | 20,680 | 12,133,099 | 862 | 818,910 | 1,107 | 460,727 | 22,649 | 13,412,736 |
| 福 井 | 1 月 | | | | | 25 | 7,884 | 25 | 7,884 |
| | 2 月 | | | | | -61 | 9,072 | -61 | 9,072 |
| | 3 月 | | | | | -4 | 1,512 | -4 | 1,512 |
| | 4 月 | | | | | 4 | 1,512 | 4 | 1,512 |
| | 5 月 | | | | | | | | |
| | 6 月 | | | | | -4 | | -4 | |
| | 7 月 | | | | | 4 | 1,512 | 4 | 1,512 |
| | 8 月 | | | | | | | | |
| | 9 月 | | | | | 4 | 1,512 | 4 | 1,512 |
| | 10 月 | | | | | | | | |
| | 11 月 | | | | | 4 | 1,512 | 4 | 1,512 |
| | 12 月 | | | | | 11 | 3,240 | 11 | 3,240 |
| | 合計 | | | | | -18 | 27,756 | -18 | 27,756 |

種別出荷地別月別取扱高

令和3年1月～令和3年12月

上段 = 数量、下段 = 金額
単位：数量 = kg、金額 = 円

| 種 別 | | 鮮 魚 | | 冷 凍 魚 | | 塩 干 加 工 品 | | 合 計 | |
|-------|------|-----|-----|--------|------------|-----------|-----------|--------|------------|
| 出 荷 地 | 月 別 | 数 量 | 金 額 | 数 量 | 金 額 | 数 量 | 金 額 | 数 量 | 金 額 |
| 山 梨 | 1 月 | | | | | 4 | 6,039 | 4 | 6,039 |
| | 2 月 | | | | | 11 | 18,117 | 11 | 18,117 |
| | 3 月 | | | | | 25 | 40,014 | 25 | 40,014 |
| | 4 月 | | | | | 29 | 107,946 | 29 | 107,946 |
| | 5 月 | | | | | 14 | 24,156 | 14 | 24,156 |
| | 6 月 | | | | | 14 | 24,156 | 14 | 24,156 |
| | 7 月 | | | | | 18 | 95,868 | 18 | 95,868 |
| | 8 月 | | | | | 58 | 161,555 | 58 | 161,555 |
| | 9 月 | | | | | 7 | 12,078 | 7 | 12,078 |
| | 10 月 | | | | | 11 | 18,117 | 11 | 18,117 |
| | 11 月 | | | | | 22 | 101,907 | 22 | 101,907 |
| | 12 月 | | | | | 97 | 167,605 | 97 | 167,605 |
| | 合 計 | | | | | 310 | 777,558 | 310 | 777,558 |
| 長 野 | 1 月 | | | | | 9 | 108,702 | 9 | 108,702 |
| | 2 月 | | | | | 6 | 57,402 | 6 | 57,402 |
| | 3 月 | | | | | 8 | 74,196 | 8 | 74,196 |
| | 4 月 | | | | | 249 | 122,040 | 249 | 122,040 |
| | 5 月 | | | | | 9 | 80,298 | 9 | 80,298 |
| | 6 月 | | | | | 37 | 127,926 | 37 | 127,926 |
| | 7 月 | | | | | 11 | 92,988 | 11 | 92,988 |
| | 8 月 | | | | | 10 | 114,264 | 10 | 114,264 |
| | 9 月 | | | | | 6 | 54,702 | 6 | 54,702 |
| | 10 月 | | | | | 8 | 75,168 | 8 | 75,168 |
| | 11 月 | | | | | 7 | 82,112 | 7 | 82,112 |
| | 12 月 | | | | | 13 | 121,500 | 13 | 121,500 |
| | 合 計 | | | | | 372 | 1,111,298 | 372 | 1,111,298 |
| 岐 阜 | 1 月 | | | 895 | 2,394,971 | 65 | 22,860 | 960 | 2,417,831 |
| | 2 月 | | | 1,099 | 2,836,127 | 137 | 43,596 | 1,236 | 2,879,723 |
| | 3 月 | | | 1,281 | 3,572,914 | 137 | 44,892 | 1,418 | 3,617,806 |
| | 4 月 | | | 1,351 | 3,812,130 | 108 | 33,048 | 1,459 | 3,845,178 |
| | 5 月 | | | 1,274 | 3,530,790 | 144 | 46,836 | 1,418 | 3,577,626 |
| | 6 月 | | | 1,162 | 3,278,286 | 137 | 44,892 | 1,299 | 3,323,178 |
| | 7 月 | | | 995 | 2,929,554 | 144 | 42,378 | 1,139 | 2,971,932 |
| | 8 月 | | | 1,289 | 3,561,030 | 152 | 44,244 | 1,441 | 3,605,274 |
| | 9 月 | | | 1,309 | 3,285,144 | 130 | 44,712 | 1,439 | 3,329,856 |
| | 10 月 | | | 1,485 | 3,584,250 | 227 | 72,432 | 1,712 | 3,656,682 |
| | 11 月 | | | 1,624 | 4,141,962 | 199 | 58,059 | 1,823 | 4,200,021 |
| | 12 月 | | | 1,875 | 4,731,912 | 94 | 33,696 | 1,969 | 4,765,608 |
| | 合 計 | | | 15,639 | 41,659,070 | 1,675 | 531,645 | 17,314 | 42,190,715 |

種別出荷地別月別取扱高

令和3年1月～令和3年12月

上段 = 数量、下段 = 金額
単位：数量 = kg、金額 = 円

| 種 別 | | 鮮 魚 | | 冷 凍 魚 | | 塩 干 加 工 品 | | 合 計 | |
|-----|------|--------|------------|--------|------------|-----------|-----------|--------|-------------|
| | | 数 量 | 金 額 | 数 量 | 金 額 | 数 量 | 金 額 | 数 量 | 金 額 |
| 静 岡 | 1 月 | 2,939 | 5,043,972 | | | 481 | 406,361 | 3,420 | 5,450,333 |
| | 2 月 | 2,993 | 4,645,531 | | | 673 | 974,839 | 3,666 | 5,620,370 |
| | 3 月 | 4,045 | 6,227,633 | | | 852 | 509,684 | 4,897 | 6,737,317 |
| | 4 月 | 4,418 | 8,178,630 | | | 802 | 478,717 | 5,220 | 8,657,347 |
| | 5 月 | 4,137 | 7,343,248 | | | 775 | 461,669 | 4,912 | 7,804,917 |
| | 6 月 | 3,810 | 7,011,399 | | | 687 | 447,475 | 4,497 | 7,458,874 |
| | 7 月 | 4,263 | 8,005,196 | | | 1,077 | 953,441 | 5,340 | 8,958,637 |
| | 8 月 | 5,558 | 12,589,576 | | | 754 | 401,600 | 6,312 | 12,991,176 |
| | 9 月 | 3,507 | 6,534,342 | | | 750 | 426,336 | 4,257 | 6,960,678 |
| | 10 月 | 4,534 | 9,355,358 | | | 1,383 | 557,757 | 5,917 | 9,913,115 |
| | 11 月 | 3,021 | 6,542,523 | | | 990 | 577,399 | 4,011 | 7,119,922 |
| | 12 月 | 6,752 | 16,813,958 | | | 944 | 636,145 | 7,696 | 17,450,103 |
| | 合 計 | 49,979 | 98,291,366 | | | 10,167 | 6,831,423 | 60,146 | 105,122,789 |
| 愛 知 | 1 月 | 1,553 | 655,340 | | | 668 | 392,939 | 2,221 | 1,048,279 |
| | 2 月 | 1,766 | 775,446 | | | 556 | 418,242 | 2,322 | 1,193,688 |
| | 3 月 | 2,124 | 880,683 | | | 859 | 522,252 | 2,983 | 1,402,935 |
| | 4 月 | 2,185 | 952,897 | | | 661 | 465,925 | 2,846 | 1,418,822 |
| | 5 月 | 2,159 | 882,565 | | | 794 | 531,923 | 2,953 | 1,414,488 |
| | 6 月 | 2,697 | 1,035,740 | | | 451 | 382,622 | 3,148 | 1,418,362 |
| | 7 月 | 2,330 | 902,366 | | | 792 | 514,010 | 3,122 | 1,416,376 |
| | 8 月 | 2,073 | 814,316 | | | 589 | 479,197 | 2,662 | 1,293,513 |
| | 9 月 | 1,649 | 667,423 | | | 535 | 478,299 | 2,184 | 1,145,722 |
| | 10 月 | 1,720 | 739,825 | | | 780 | 593,116 | 2,500 | 1,332,941 |
| | 11 月 | 1,639 | 733,430 | | | 570 | 464,801 | 2,209 | 1,198,231 |
| | 12 月 | 2,060 | 1,010,336 | | | 730 | 571,424 | 2,790 | 1,581,760 |
| | 合 計 | 23,952 | 10,050,367 | | | 7,985 | 5,814,750 | 31,937 | 15,865,117 |
| 三 重 | 1 月 | | | 3,808 | 3,076,009 | 98 | 224,532 | 3,906 | 3,300,541 |
| | 2 月 | | | 6,251 | 4,832,329 | 100 | 219,672 | 6,351 | 5,052,001 |
| | 3 月 | | | 5,130 | 4,321,813 | 126 | 265,464 | 5,256 | 4,587,277 |
| | 4 月 | | | 7,126 | 5,811,239 | 158 | 377,028 | 7,284 | 6,188,267 |
| | 5 月 | | | 6,141 | 5,034,091 | 115 | 253,692 | 6,256 | 5,287,783 |
| | 6 月 | | | 4,432 | 3,657,596 | 113 | 259,416 | 4,545 | 3,917,012 |
| | 7 月 | | | 3,314 | 2,823,934 | 101 | 238,032 | 3,415 | 3,061,966 |
| | 8 月 | | | 590 | 269,622 | 98 | 227,124 | 688 | 496,746 |
| | 9 月 | | | 1,641 | 1,270,457 | 138 | 271,512 | 1,779 | 1,541,969 |
| | 10 月 | | | 4,033 | 3,216,102 | 129 | 328,644 | 4,162 | 3,544,746 |
| | 11 月 | | | 320 | 161,028 | 124 | 267,084 | 444 | 428,112 |
| | 12 月 | | | 1,083 | 907,610 | 158 | 334,908 | 1,241 | 1,242,518 |
| | 合 計 | | | 43,869 | 35,381,830 | 1,459 | 3,267,108 | 45,328 | 38,648,938 |

種別出荷地別月別取扱高

令和3年1月～令和3年12月

上段 = 数量、下段 = 金額
単位：数量 = kg、金額 = 円

| 種 別 | | 鮮 魚 | | 冷 凍 魚 | | 塩 干 加 工 品 | | 合 計 | |
|------|------|--------|------------|-----------|-----------|-----------|-----------|---------|------------|
| | | 数 量 | 金 額 | 数 量 | 金 額 | 数 量 | 金 額 | 数 量 | 金 額 |
| 滋 賀 | 1 月 | | | | | | | | |
| | 2 月 | | | | | | | | |
| | 3 月 | | | | | | | | |
| | 4 月 | 352 | 104,544 | | | | | 352 | 104,544 |
| | 5 月 | 264 | 70,956 | | | | | 264 | 70,956 |
| | 6 月 | 396 | 112,158 | | | | | 396 | 112,158 |
| | 7 月 | 348 | 92,664 | | | | | 348 | 92,664 |
| | 8 月 | 88 | 20,520 | | | | | 88 | 20,520 |
| | 9 月 | | | | | | | | |
| | 10 月 | | | | | | | | |
| | 11 月 | | | | | 4 | 23,814 | 4 | 23,814 |
| | 12 月 | | | | | | | | |
| | 合 計 | 1,448 | 400,842 | | | 4 | 23,814 | 1,452 | 424,656 |
| | 京 都 | 1 月 | | | | | | | |
| 2 月 | | | | | | | | | |
| 3 月 | | | | | | | | | |
| 4 月 | | | | | | | | | |
| 5 月 | | | | | | | | | |
| 6 月 | | | | | | | | | |
| 7 月 | | | | | | 3,115 | 1,537,866 | 3,115 | 1,537,866 |
| 8 月 | | | | | | | | | |
| 9 月 | | | | | | | | | |
| 10 月 | | | | | | | | | |
| 11 月 | | | | | | | | | |
| 12 月 | | | | | | | | | |
| 合 計 | | | | | | 3,115 | 1,537,866 | 3,115 | 1,537,866 |
| 大 阪 | | 1 月 | 961 | 1,111,104 | 60 | 51,840 | 370 | 260,431 | 1,391 |
| | 2 月 | 1,339 | 1,522,034 | 60 | 51,840 | 363 | 221,183 | 1,762 | 1,795,057 |
| | 3 月 | 2,017 | 2,380,278 | 157 | 142,041 | 338 | 206,000 | 2,512 | 2,728,319 |
| | 4 月 | 1,288 | 1,879,232 | 232 | 169,235 | 393 | 355,337 | 1,913 | 2,403,804 |
| | 5 月 | 825 | 1,346,382 | 672 | 398,509 | 838 | 559,021 | 2,335 | 2,303,912 |
| | 6 月 | 760 | 1,103,338 | 496 | 277,006 | 686 | 470,953 | 1,942 | 1,851,297 |
| | 7 月 | 636 | 1,115,111 | 522 | 295,034 | 498 | 345,792 | 1,656 | 1,755,937 |
| | 8 月 | 594 | 1,209,438 | 472 | 259,738 | 520 | 354,497 | 1,586 | 1,823,673 |
| | 9 月 | 539 | 1,023,138 | 423 | 246,508 | 520 | 332,470 | 1,482 | 1,602,116 |
| | 10 月 | 922 | 1,610,955 | 553 | 309,372 | 693 | 495,052 | 2,168 | 2,415,379 |
| | 11 月 | 1,035 | 1,982,232 | 418 | 241,344 | 606 | 444,272 | 2,059 | 2,667,848 |
| | 12 月 | 1,708 | 4,265,784 | 428 | 239,336 | 679 | 606,770 | 2,815 | 5,111,890 |
| | 合 計 | 12,623 | 20,549,026 | 4,495 | 2,681,803 | 6,503 | 4,651,778 | 23,621 | 27,882,607 |

種別出荷地別月別取扱高

令和3年1月～令和3年12月

上段 = 数量、下段 = 金額
 単位：数量 = kg、金額 = 円

| 種 別 | | 鮮 魚 | | 冷 凍 魚 | | 塩 干 加 工 品 | | 合 計 | |
|-------|------|-------|-----------|------------|---------|-----------|-----------|------------|-----------|
| 出 荷 地 | 月 別 | 数 量 | 金 額 | 数 量 | 金 額 | 数 量 | 金 額 | 数 量 | 金 額 |
| 兵 庫 | 1 月 | 1,498 | 719,334 | | | 1,902 | 2,178,423 | 3,400 | 2,897,757 |
| | 2 月 | 2,774 | 1,192,050 | 386 | 108,385 | 3,729 | 2,629,569 | 6,889 | 3,930,004 |
| | 3 月 | 6,982 | 2,543,655 | 168 | 47,172 | 4,632 | 3,318,901 | 11,782 | 5,909,728 |
| | 4 月 | 5,268 | 2,778,105 | 58 | 52,876 | 4,636 | 3,732,100 | 9,962 | 6,563,081 |
| | 5 月 | 2,900 | 1,587,222 | 29 | 26,438 | 3,886 | 3,219,184 | 6,815 | 4,832,844 |
| | 6 月 | 342 | 128,142 | 58 | 52,876 | 4,325 | 3,473,432 | 4,725 | 3,654,450 |
| | 7 月 | 720 | 156,006 | 43 | 39,657 | 3,919 | 3,768,599 | 4,682 | 3,964,262 |
| | 8 月 | 1,380 | 440,154 | 58 | 53,265 | 4,830 | 4,116,296 | 6,268 | 4,609,715 |
| | 9 月 | 1,330 | 1,213,002 | 43 | 39,268 | 3,801 | 3,359,254 | 5,174 | 4,611,524 |
| | 10 月 | 792 | 171,936 | 72 | 66,095 | 3,910 | 3,551,875 | 4,774 | 3,789,906 |
| | 11 月 | 1,930 | 406,890 | 86 | 79,314 | 4,168 | 3,496,277 | 6,184 | 3,982,481 |
| | 12 月 | 2,896 | 551,394 | 86 | 79,314 | 5,928 | 4,169,448 | 8,910 | 4,800,156 |
| | | 合 計 | 28,812 | 11,887,890 | 1,087 | 644,660 | 49,666 | 41,013,358 | 79,565 |
| 鳥 取 | 1 月 | | | 150 | 239,255 | 1,802 | 538,966 | 1,952 | 778,221 |
| | 2 月 | | | 129 | 146,078 | 1,830 | 802,196 | 1,959 | 948,274 |
| | 3 月 | | | 153 | 240,983 | 2,011 | 1,131,867 | 2,164 | 1,372,850 |
| | 4 月 | | | 66 | 156,892 | 2,686 | 1,033,365 | 2,752 | 1,190,257 |
| | 5 月 | | | 68 | 219,449 | 1,462 | 630,859 | 1,530 | 850,308 |
| | 6 月 | | | 21 | 122,702 | 1,123 | 702,908 | 1,144 | 825,610 |
| | 7 月 | | | 68 | 288,262 | 1,660 | 731,869 | 1,728 | 1,020,131 |
| | 8 月 | | | 57 | 309,663 | 1,322 | 813,117 | 1,379 | 1,122,780 |
| | 9 月 | | | 92 | 364,511 | 1,003 | 620,287 | 1,095 | 984,798 |
| | 10 月 | | | 36 | 190,206 | 1,787 | 1,192,766 | 1,823 | 1,382,972 |
| | 11 月 | | | 42 | 198,455 | 1,787 | 788,043 | 1,829 | 986,498 |
| | 12 月 | | | 155 | 970,301 | 1,989 | 1,162,524 | 2,144 | 2,132,825 |
| | | 合 計 | | | 1,038 | 3,446,757 | 20,462 | 10,148,767 | 21,500 |
| 島 根 | 1 月 | | | 10 | 25,920 | 18 | 35,532 | 28 | 61,452 |
| | 2 月 | | | 10 | 25,920 | 13 | 24,624 | 23 | 50,544 |
| | 3 月 | | | 32 | 112,752 | 19 | 36,612 | 51 | 149,364 |
| | 4 月 | | | 58 | 228,096 | 22 | 43,092 | 80 | 271,188 |
| | 5 月 | | | 22 | 73,872 | 18 | 33,804 | 40 | 107,676 |
| | 6 月 | | | 58 | 237,168 | 19 | 36,936 | 77 | 274,104 |
| | 7 月 | | | 70 | 294,192 | 10 | 20,196 | 80 | 314,388 |
| | 8 月 | | | 36 | 159,408 | 11 | 21,600 | 47 | 181,008 |
| | 9 月 | | | 34 | 126,792 | 16 | 30,780 | 50 | 157,572 |
| | 10 月 | | | 56 | 215,136 | 13 | 24,624 | 69 | 239,760 |
| | 11 月 | | | 40 | 103,680 | 18 | 35,424 | 58 | 139,104 |
| | 12 月 | | | 29 | 75,168 | 8 | 15,228 | 37 | 90,396 |
| | | 合 計 | | | 455 | 1,678,104 | 186 | 358,452 | 641 |

種別出荷地別月別取扱高

令和3年1月～令和3年12月

上段 = 数量、下段 = 金額
単位：数量 = kg、金額 = 円

| 種 別 | | 鮮 魚 | | 冷 凍 魚 | | 塩 干 加 工 品 | | 合 計 | |
|-------|------|--------|-----------|-------|---------|-----------|------------|------------|------------|
| 出 荷 地 | 月 別 | 数 量 | 金 額 | 数 量 | 金 額 | 数 量 | 金 額 | 数 量 | 金 額 |
| 岡 山 | 1 月 | | | | | 1,339 | 626,686 | 1,339 | 626,686 |
| | 2 月 | | | | | 1,105 | 797,461 | 1,105 | 797,461 |
| | 3 月 | | | | | 2,422 | 1,267,485 | 2,422 | 1,267,485 |
| | 4 月 | | | | | 2,245 | 1,100,861 | 2,245 | 1,100,861 |
| | 5 月 | | | | | 1,910 | 1,007,975 | 1,910 | 1,007,975 |
| | 6 月 | | | | | 1,899 | 932,244 | 1,899 | 932,244 |
| | 7 月 | | | | | 2,209 | 1,035,401 | 2,209 | 1,035,401 |
| | 8 月 | | | | | 2,448 | 1,354,854 | 2,448 | 1,354,854 |
| | 9 月 | | | | | 2,401 | 1,132,858 | 2,401 | 1,132,858 |
| | 10 月 | | | | | 2,404 | 1,229,736 | 2,404 | 1,229,736 |
| | 11 月 | | | | | 2,072 | 1,036,230 | 2,072 | 1,036,230 |
| | 12 月 | | | | | 3,188 | 1,810,690 | 3,188 | 1,810,690 |
| | 合計 | | | | | | 25,642 | 13,332,481 | 25,642 |
| 広 島 | 1 月 | | | | | 58 | 129,894 | 58 | 129,894 |
| | 2 月 | | | | | 28 | 135,508 | 28 | 135,508 |
| | 3 月 | 430 | 161,360 | | | 181 | 376,939 | 611 | 538,299 |
| | 4 月 | 2,735 | 953,950 | | | 123 | 269,439 | 2,858 | 1,223,389 |
| | 5 月 | 1,029 | 283,925 | | | 110 | 235,608 | 1,139 | 519,533 |
| | 6 月 | 100 | 32,853 | | | 122 | 301,147 | 222 | 334,000 |
| | 7 月 | | | | | 308 | 450,091 | 308 | 450,091 |
| | 8 月 | | | | | 583 | 603,613 | 583 | 603,613 |
| | 9 月 | 250 | 137,970 | | | 238 | 318,278 | 488 | 456,248 |
| | 10 月 | 300 | 132,300 | | | 278 | 365,827 | 578 | 498,127 |
| | 11 月 | | | | | 124 | 213,938 | 124 | 213,938 |
| | 12 月 | | | | | 116 | 284,656 | 116 | 284,656 |
| | 合計 | 4,845 | 1,702,358 | | | 2,268 | 3,684,938 | 7,113 | 5,387,296 |
| 山 口 | 1 月 | 1,459 | 582,794 | | | 1,283 | 2,340,574 | 2,742 | 2,923,368 |
| | 2 月 | 1,375 | 684,014 | 36 | 36,936 | 1,907 | 2,398,747 | 3,318 | 3,119,697 |
| | 3 月 | 1,321 | 482,424 | 30 | 71,334 | 2,910 | 2,835,899 | 4,261 | 3,389,657 |
| | 4 月 | 1,427 | 571,687 | 16 | 72,706 | 3,499 | 3,506,056 | 4,942 | 4,150,449 |
| | 5 月 | 1,128 | 266,376 | 11 | 43,200 | 3,495 | 3,029,231 | 4,634 | 3,338,807 |
| | 6 月 | 1,546 | 234,912 | 112 | 231,682 | 2,703 | 2,592,651 | 4,361 | 3,059,245 |
| | 7 月 | 1,694 | 269,105 | 6 | 62,100 | 2,618 | 3,003,306 | 4,318 | 3,334,511 |
| | 8 月 | 2,246 | 441,701 | 10 | 82,296 | 2,504 | 2,509,237 | 4,760 | 3,033,234 |
| | 9 月 | 1,022 | 188,441 | 6 | 54,324 | 2,621 | 2,436,586 | 3,649 | 2,679,351 |
| | 10 月 | 1,156 | 210,904 | 98 | 193,752 | 2,978 | 2,691,847 | 4,232 | 3,096,503 |
| | 11 月 | 1,044 | 412,718 | 3 | 33,588 | 2,289 | 2,067,001 | 3,336 | 2,513,307 |
| | 12 月 | 2,063 | 1,242,933 | 6 | 56,376 | 3,000 | 3,273,425 | 5,069 | 4,572,734 |
| | 合計 | 17,481 | 5,588,009 | 333 | 938,294 | 31,810 | 32,684,560 | 49,624 | 39,210,863 |

種別出荷地別月別取扱高

令和3年1月～令和3年12月

上段 = 数量、下段 = 金額
単位：数量 = kg、金額 = 円

| 種 別 出 荷 地 | | 鮮 魚 | | 冷 凍 魚 | | 塩 干 加 工 品 | | 合 計 | |
|--------------|------|--------|------------|--------|------------|-----------|-----------|--------|------------|
| | | 数 量 | 金 額 | 数 量 | 金 額 | 数 量 | 金 額 | 数 量 | 金 額 |
| 徳 島 | 1 月 | 60 | 32,238 | 1,290 | 1,241,568 | | | 1,350 | 1,273,806 |
| | 2 月 | 165 | 75,816 | 868 | 779,436 | | | 1,033 | 855,252 |
| | 3 月 | 210 | 80,838 | 300 | 262,008 | | | 510 | 342,846 |
| | 4 月 | 165 | 79,866 | 2,203 | 2,078,460 | | | 2,368 | 2,158,326 |
| | 5 月 | 180 | 86,346 | 1,760 | 1,612,224 | | | 1,940 | 1,698,570 |
| | 6 月 | 165 | 75,978 | 2,675 | 2,309,472 | | | 2,840 | 2,385,450 |
| | 7 月 | 165 | 79,866 | 2,740 | 2,488,968 | | | 2,905 | 2,568,834 |
| | 8 月 | 135 | 62,694 | 3,678 | 2,991,762 | | | 3,813 | 3,054,456 |
| | 9 月 | 120 | 52,812 | 3,806 | 3,222,612 | | | 3,926 | 3,275,424 |
| | 10 月 | 330 | 143,856 | 3,765 | 3,216,240 | | | 4,095 | 3,360,096 |
| | 11 月 | 330 | 143,856 | 3,905 | 3,040,524 | | | 4,235 | 3,184,380 |
| | 12 月 | 135 | 61,398 | 2,456 | 2,531,142 | | | 2,591 | 2,592,540 |
| | 合 計 | 2,160 | 975,564 | 29,444 | 25,774,416 | | | 31,604 | 26,749,980 |
| 香 川 | 1 月 | | | | | 90 | 85,405 | 90 | 85,405 |
| | 2 月 | | | | | 253 | 217,597 | 253 | 217,597 |
| | 3 月 | | | | | 289 | 233,916 | 289 | 233,916 |
| | 4 月 | | | | | 271 | 227,155 | 271 | 227,155 |
| | 5 月 | | | | | 260 | 230,795 | 260 | 230,795 |
| | 6 月 | | | | | 235 | 217,500 | 235 | 217,500 |
| | 7 月 | | | | | 231 | 184,571 | 231 | 184,571 |
| | 8 月 | | | | | 206 | 161,340 | 206 | 161,340 |
| | 9 月 | | | | | 282 | 247,729 | 282 | 247,729 |
| | 10 月 | | | | | 264 | 218,613 | 264 | 218,613 |
| | 11 月 | | | | | 343 | 276,619 | 343 | 276,619 |
| | 12 月 | | | | | 321 | 248,615 | 321 | 248,615 |
| | 合 計 | | | | | 3,043 | 2,549,855 | 3,043 | 2,549,855 |
| 愛 媛 | 1 月 | 11,646 | 9,180,729 | | | 408 | 190,713 | 12,054 | 9,371,442 |
| | 2 月 | 15,037 | 11,638,289 | | | 484 | 252,706 | 15,521 | 11,890,995 |
| | 3 月 | 8,978 | 7,632,585 | | | 473 | 246,962 | 9,451 | 7,879,547 |
| | 4 月 | 3,207 | 3,724,640 | | | 451 | 236,445 | 3,658 | 3,961,085 |
| | 5 月 | 3,059 | 3,703,646 | | | 422 | 253,150 | 3,481 | 3,956,796 |
| | 6 月 | 2,427 | 2,968,814 | | | 458 | 246,194 | 2,885 | 3,215,008 |
| | 7 月 | 1,936 | 2,933,109 | | | 401 | 212,152 | 2,337 | 3,145,261 |
| | 8 月 | 2,722 | 4,323,612 | | | 469 | 272,255 | 3,191 | 4,595,867 |
| | 9 月 | 1,620 | 2,190,511 | | | 412 | 234,908 | 2,032 | 2,425,419 |
| | 10 月 | 2,016 | 3,005,397 | | | 444 | 260,401 | 2,460 | 3,265,798 |
| | 11 月 | 3,611 | 5,706,099 | 60 | 87,480 | 484 | 272,796 | 4,155 | 6,066,375 |
| | 12 月 | 8,986 | 12,884,373 | 12 | 87,480 | 484 | 269,230 | 9,482 | 13,241,083 |
| | 合 計 | 65,245 | 69,891,804 | 72 | 174,960 | 5,390 | 2,947,912 | 70,707 | 73,014,676 |

種別出荷地別月別取扱高

令和3年1月～令和3年12月

上段 = 数量、下段 = 金額
単位：数量 = kg、金額 = 円

| 種 別 出 荷 地 | | 鮮 魚 | | 冷 凍 魚 | | 塩 干 加 工 品 | | 合 計 | |
|--------------|------|--------|------------|-------|-----------|-----------|------------|---------|------------|
| | | 数 量 | 金 額 | 数 量 | 金 額 | 数 量 | 金 額 | 数 量 | 金 額 |
| 福 岡 | 1 月 | 3,232 | 2,687,936 | | | 2,538 | 1,477,812 | 5,770 | 4,165,748 |
| | 2 月 | 4,824 | 4,424,538 | | | 2,682 | 1,478,151 | 7,506 | 5,902,689 |
| | 3 月 | 14,819 | 9,190,642 | | | 2,804 | 1,131,113 | 17,623 | 10,321,755 |
| | 4 月 | 17,423 | 8,498,060 | | | 3,126 | 1,317,582 | 20,549 | 9,815,642 |
| | 5 月 | 6,261 | 3,722,733 | | | 3,937 | 3,665,665 | 10,198 | 7,388,398 |
| | 6 月 | 3,542 | 3,096,546 | | | 2,776 | 1,315,233 | 6,318 | 4,411,779 |
| | 7 月 | 2,408 | 2,181,093 | | | 4,131 | 3,664,842 | 6,539 | 5,845,935 |
| | 8 月 | 2,592 | 2,166,822 | | | 3,374 | 2,220,165 | 5,966 | 4,386,987 |
| | 9 月 | 3,595 | 2,434,995 | 260 | 98,496 | 2,950 | 1,867,517 | 6,805 | 4,401,008 |
| | 10 月 | 4,242 | 2,758,932 | 1,040 | 382,320 | 4,824 | 5,112,182 | 10,106 | 8,253,434 |
| | 11 月 | 5,580 | 4,728,969 | 540 | 206,712 | 3,335 | 2,679,848 | 9,455 | 7,615,529 |
| | 12 月 | 5,184 | 3,433,521 | | | 3,976 | 4,558,378 | 9,160 | 7,991,899 |
| | 合 計 | 73,700 | 49,324,787 | 1,840 | 687,528 | 40,456 | 30,488,488 | 115,996 | 80,500,803 |
| 佐 賀 | 1 月 | 154 | 94,338 | | | | | 154 | 94,338 |
| | 2 月 | 122 | 76,248 | | | | | 122 | 76,248 |
| | 3 月 | 194 | 121,068 | | | | | 194 | 121,068 |
| | 4 月 | 300 | 189,648 | | | | | 300 | 189,648 |
| | 5 月 | 192 | 118,908 | | | | | 192 | 118,908 |
| | 6 月 | 314 | 190,728 | | | | | 314 | 190,728 |
| | 7 月 | 260 | 150,714 | | | | | 260 | 150,714 |
| | 8 月 | 88 | 52,164 | | | | | 88 | 52,164 |
| | 9 月 | 232 | 153,360 | | | | | 232 | 153,360 |
| | 10 月 | 250 | 159,624 | | | | | 250 | 159,624 |
| | 11 月 | 170 | 107,460 | | | | | 170 | 107,460 |
| | 12 月 | 190 | 136,944 | | | | | 190 | 136,944 |
| | 合 計 | 2,466 | 1,551,204 | | | | | 2,466 | 1,551,204 |
| 長 崎 | 1 月 | 814 | 295,343 | 32 | 107,136 | | | 846 | 402,479 |
| | 2 月 | 793 | 347,182 | 8 | 26,784 | | | 801 | 373,966 |
| | 3 月 | 1,412 | 590,145 | 8 | 26,784 | | | 1,420 | 616,929 |
| | 4 月 | 6,490 | 2,283,480 | | | | | 6,490 | 2,283,480 |
| | 5 月 | 2,337 | 725,641 | | | | | 2,337 | 725,641 |
| | 6 月 | 1,461 | 360,347 | 24 | 80,352 | 10 | 43,200 | 1,495 | 483,899 |
| | 7 月 | 1,214 | 230,984 | 8 | 30,240 | 4 | 19,980 | 1,226 | 281,204 |
| | 8 月 | 1,490 | 366,812 | 56 | 211,680 | | | 1,546 | 578,492 |
| | 9 月 | 1,392 | 473,073 | 8 | 30,240 | | | 1,400 | 503,313 |
| | 10 月 | 1,385 | 619,952 | | | | | 1,385 | 619,952 |
| | 11 月 | 1,631 | 565,865 | 72 | 295,488 | | | 1,703 | 861,353 |
| | 12 月 | 2,136 | 578,588 | 240 | 992,736 | | | 2,376 | 1,571,324 |
| | 合 計 | 22,557 | 7,437,412 | 456 | 1,801,440 | 14 | 63,180 | 23,027 | 9,302,032 |

種別出荷地別月別取扱高

令和3年1月～令和3年12月

上段 = 数量、下段 = 金額
単位：数量 = kg、金額 = 円

| 種 別 | | 鮮 魚 | | 冷 凍 魚 | | 塩 干 加 工 品 | | 合 計 | |
|-----|------|--------|-----------|------------|-------|-----------|---------|-----------|-----------|
| | | 数 量 | 金 額 | 数 量 | 金 額 | 数 量 | 金 額 | 数 量 | 金 額 |
| 熊 本 | 1 月 | 13,205 | 1,402,050 | | | 900 | 320,274 | 14,105 | 1,722,324 |
| | 2 月 | 15,522 | 2,194,111 | | | 1,087 | 386,046 | 16,609 | 2,580,157 |
| | 3 月 | 19,989 | 3,826,597 | | | 1,335 | 477,198 | 21,324 | 4,303,795 |
| | 4 月 | 22,420 | 4,550,607 | | 7,560 | 1,393 | 490,077 | 23,813 | 5,048,244 |
| | 5 月 | 21,326 | 3,002,100 | | | 1,361 | 461,862 | 22,687 | 3,463,962 |
| | 6 月 | 24,903 | 3,552,483 | | | 1,618 | 591,354 | 26,521 | 4,143,837 |
| | 7 月 | 29,067 | 4,672,391 | | | 1,764 | 618,310 | 30,831 | 5,290,701 |
| | 8 月 | 28,083 | 6,239,746 | | | 1,473 | 532,755 | 29,556 | 6,772,501 |
| | 9 月 | 19,732 | 2,982,150 | | | 1,170 | 448,385 | 20,902 | 3,430,535 |
| | 10 月 | 19,066 | 3,309,638 | | | 1,069 | 407,567 | 20,135 | 3,717,205 |
| | 11 月 | 20,115 | 4,579,144 | | | 1,032 | 377,402 | 21,147 | 4,956,546 |
| | 12 月 | 22,938 | 7,858,657 | | | 1,040 | 397,595 | 23,978 | 8,256,252 |
| | | 合 計 | 256,365 | 48,169,674 | | 7,560 | 15,242 | 5,508,825 | 271,607 |
| 大 分 | 1 月 | 40 | 17,280 | | | | | 40 | 17,280 |
| | 2 月 | 114 | 95,364 | | | | | 114 | 95,364 |
| | 3 月 | 160 | 58,320 | | | | | 160 | 58,320 |
| | 4 月 | 103 | 48,816 | | | | | 103 | 48,816 |
| | 5 月 | 104 | 89,100 | | | | | 104 | 89,100 |
| | 6 月 | 44 | 19,602 | | | | | 44 | 19,602 |
| | 7 月 | | | | | | | | |
| | 8 月 | 159 | 175,595 | | | | | 159 | 175,595 |
| | 9 月 | | | | | | | | |
| | 10 月 | 110 | 34,236 | | | | | 110 | 34,236 |
| | 11 月 | 95 | 76,950 | | | | | 95 | 76,950 |
| | 12 月 | 20 | 7,560 | | | | | 20 | 7,560 |
| | | 合 計 | 949 | 622,823 | | | | | 949 |
| 宮 崎 | 1 月 | 125 | 189,627 | | | | | 125 | 189,627 |
| | 2 月 | 442 | 682,445 | | | | | 442 | 682,445 |
| | 3 月 | 922 | 899,324 | | | | | 922 | 899,324 |
| | 4 月 | 572 | 559,167 | | | | | 572 | 559,167 |
| | 5 月 | 228 | 251,969 | | | | | 228 | 251,969 |
| | 6 月 | 42 | 52,218 | | | | | 42 | 52,218 |
| | 7 月 | 47 | 45,111 | | | | | 47 | 45,111 |
| | 8 月 | 21 | 23,884 | | | 4 | 7,776 | 25 | 31,660 |
| | 9 月 | 7 | 23,112 | | | 4 | 7,776 | 11 | 30,888 |
| | 10 月 | 43 | 154,089 | | | | | 43 | 154,089 |
| | 11 月 | 185 | 476,495 | | | | | 185 | 476,495 |
| | 12 月 | 285 | 891,831 | | | | | 285 | 891,831 |
| | | 合 計 | 2,919 | 4,249,272 | | | 7 | 15,552 | 2,926 |

品目別出荷地別月別取扱高(鮮魚)

令和3年1月～令和3年12月

上段 = 数量、下段 = 金額
単位：数量 = kg、金額 = 円

| 品目名 | 出荷地 | 合計 | 1月 | 2月 | 3月 | 4月 | 5月 | 6月 | 7月 | 8月 | 9月 | 10月 | 11月 | 12月 | |
|-------|--------|------------------------|------------------------|---------------------|----------------------|----------------------|----------------------|----------------------|----------------------|----------------------|----------------------|----------------------|----------------------|----------------------|----------------------|
| ほんまぐる | 秋田 | 30,704 75,643,535 | 1,018 3,508,357 | 743 2,501,610 | 1,189 3,589,090 | 1,366 3,949,878 | 1,765 5,511,030 | 4,355 9,214,919 | 6,373 9,353,271 | 3,116 7,407,140 | 2,222 5,811,581 | 2,606 7,111,165 | 3,554 9,419,547 | 2,397 8,265,947 | |
| | 北海道 | 961 1,988,928 | | | | | | 482 1,172,173 | | | 479 816,755 | | | | |
| | 青森 | 7,333 13,660,342 | 10 | | | 74 159,819 | 102 279,407 | 446 990,907 | 3,277 5,412,525 | 720 1,424,814 | 1,272 2,414,610 | 451 849,436 | 981 2,128,824 | | |
| | 岩手 | 85 151,470 | | | | | | | | | | 85 151,470 | | | |
| | 宮城 | 78,693 241,963,455 | 3,367 10,066,692 | 5,447 15,832,005 | 6,470 19,376,138 | 6,752 19,907,447 | 6,642 19,800,316 | 5,708 15,901,957 | 5,547 15,331,657 | 10,130 30,611,494 | 5,909 16,558,639 | 6,496 19,325,517 | 5,634 18,685,761 | 10,591 40,565,832 | |
| | 群馬 | 314 993,816 | 8 26,352 | 4 11,664 | 10 33,696 | 2 5,940 | 14 41,580 | | | 96 290,304 | 2 6,048 | 6 20,952 | 2 6,480 | 170 550,800 | |
| | 千葉 | 10,134 29,587,179 | | | | 72 209,952 | | | | 780 2,232,647 | 318 904,673 | | 3,153 9,193,857 | 5,811 17,046,050 | |
| | 東京 | 21,600 69,356,294 | 1,281 4,091,767 | 1,674 4,917,843 | 2,582 7,396,100 | 2,427 7,324,159 | 2,147 6,954,118 | 1,986 6,056,996 | 993 3,065,936 | 1,009 2,913,814 | 1,005 3,143,605 | 2,004 7,106,429 | 1,556 5,752,123 | 2,936 10,633,404 | |
| | 神奈川 | 13,570 28,535,074 | 851 1,646,675 | 1,018 1,972,467 | 1,220 2,424,359 | 1,173 2,343,596 | 1,135 2,191,319 | 983 1,908,552 | 1,111 2,277,696 | 1,181 2,729,527 | 1,051 2,361,841 | 1,189 2,669,220 | 1,190 2,649,456 | 1,468 3,360,366 | |
| | 静岡 | 7,493 27,301,025 | 381 1,248,307 | 46 216,583 | 106 481,453 | 489 1,737,435 | 518 1,792,967 | 712 2,323,827 | 891 2,932,016 | 1,507 5,392,845 | 340 1,411,527 | 810 2,998,038 | 221 1,092,506 | 1,472 5,673,521 | |
| | 福岡 | 96 221,616 | | | 96 221,616 | | | | | | | | | | |
| | 計 | 170,982 489,402,734 | 6,916 20,588,150 | 8,932 25,452,172 | 11,673 33,522,452 | 12,355 35,638,226 | 12,323 36,570,737 | 14,671 37,569,331 | 18,194 38,373,101 | 18,538 53,002,585 | 12,598 33,429,279 | 13,647 40,232,227 | 16,291 48,928,554 | 24,844 86,095,920 | |
| | 平均単価 | 2,862 | 2,977 | 2,850 | 2,872 | 2,885 | 2,968 | 2,561 | 2,109 | 2,859 | 2,653 | 2,948 | 3,003 | 3,465 | |
| | めばちまぐる | 秋田 | 22,197 45,626,451 | 1,577 3,189,343 | 1,569 3,007,364 | 2,187 4,232,311 | 2,650 4,865,022 | 1,273 2,881,197 | 1,607 2,876,793 | 1,634 3,185,391 | 1,858 4,130,593 | 1,185 2,495,173 | 1,925 4,070,360 | 1,608 3,456,195 | 3,124 7,236,709 |
| | | 北海道 | 36 34,020 | | 36 34,020 | | | | | | | | | | |
| | | 宮城 | 111,146 144,580,533 | 7,245 8,589,661 | 8,202 10,566,316 | 9,376 11,634,721 | 9,413 12,136,141 | 9,281 11,713,426 | 8,408 8,623,950 | 9,567 10,750,483 | 9,686 12,705,818 | 8,914 11,959,355 | 9,428 12,873,442 | 9,286 13,663,949 | 12,340 19,363,271 |
| | | 福島 | 5,076 6,167,340 | 616 748,440 | 372 451,980 | 312 379,080 | 404 490,860 | 284 345,060 | 368 447,120 | 388 471,420 | 508 617,220 | 368 447,120 | 396 481,140 | 392 476,280 | 668 811,620 |
| 群馬 | | 8,380 19,434,762 | 237 601,884 | 564 1,290,600 | 627 1,436,616 | 670 1,511,946 | 662 1,489,968 | 646 1,426,302 | 670 1,442,556 | 751 1,678,482 | 786 1,888,272 | 917 2,197,044 | 895 2,147,364 | 955 2,323,728 | |
| 千葉 | | 567 243,076 | | | | | | 508 153,868 | | | | | | 59 89,208 | |
| 東京 | | 5,791 11,909,455 | 232 553,629 | 696 1,416,700 | 707 1,258,417 | 290 447,952 | 177 314,519 | 501 802,472 | 430 694,656 | 591 1,388,756 | 145 378,185 | 508 1,040,074 | 479 1,021,401 | 1,035 2,592,694 | |
| 神奈川 | | 3,567 8,552,663 | 291 694,372 | 318 759,208 | 385 921,975 | 406 972,021 | 395 944,796 | 301 715,240 | 285 680,010 | 245 595,836 | 220 532,906 | 219 530,085 | 220 524,608 | 282 681,606 | |

品目別出荷地別月別取扱高(鮮魚)

令和3年1月～令和3年12月

上段 = 数量、下段 = 金額
単位：数量 = kg、金額 = 円

| 品目名 | 出荷地 | 合計 | 1月 | 2月 | 3月 | 4月 | 5月 | 6月 | 7月 | 8月 | 9月 | 10月 | 11月 | 12月 | |
|---------|------|------------------------|----------------------|----------------------|----------------------|----------------------|----------------------|----------------------|----------------------|----------------------|----------------------|----------------------|----------------------|----------------------|--------------|
| めばちまぐろ | 新潟 | 62,268 30,039,273 | 4,632 2,185,218 | 4,772 2,210,058 | 5,472 2,559,546 | 4,763 2,272,341 | 5,462 2,634,346 | 4,638 2,245,255 | 4,972 2,376,810 | 5,132 2,575,259 | 4,694 2,279,652 | 5,252 2,543,831 | 5,970 2,865,141 | 6,509 3,291,816 | |
| | 静岡 | 34,043 67,359,547 | 2,077 3,624,377 | 2,406 4,187,838 | 3,024 5,399,888 | 3,418 6,255,315 | 2,938 5,199,465 | 2,411 4,418,382 | 2,373 4,585,528 | 3,222 6,848,555 | 2,340 4,802,919 | 2,842 5,979,968 | 2,302 5,204,587 | 4,690 10,852,725 | |
| | 計 | 253,071 333,947,120 | 16,907 20,186,924 | 18,935 23,924,084 | 22,090 27,822,554 | 22,013 28,951,598 | 20,471 25,522,777 | 19,388 21,709,382 | 20,319 24,186,854 | 21,994 30,540,519 | 18,652 24,783,582 | 21,486 29,715,944 | 21,152 29,359,525 | 29,664 47,243,377 | |
| | 平均単価 | 1,320 | 1,194 | 1,263 | 1,260 | 1,315 | 1,247 | 1,120 | 1,190 | 1,389 | 1,329 | 1,383 | 1,388 | 1,593 | |
| その他まぐろ類 | 秋田 | 9,313 11,255,559 | 74 139,050 | 382 771,227 | 92 170,289 | 22 35,316 | 66 198,612 | 1,453 1,759,824 | 2,450 2,940,848 | 2,105 2,178,906 | 910 1,192,660 | 567 442,182 | 1,192 1,426,645 | | |
| | 北海道 | 13 18,533 | | | | | | 13 18,533 | | | | | | | |
| | 青森 | 7,601 6,908,973 | | | | | 179 184,237 | 3,642 3,123,717 | 2,286 2,108,494 | 983 800,082 | 66 47,595 | 335 456,539 | 40 30,089 | 70 158,220 | |
| | 岩手 | 1,284 1,021,551 | | | 211 218,014 | | 417 171,806 | 10 9,623 | 27 20,336 | 69 56,435 | 337 380,689 | 100 66,549 | 113 98,099 | | |
| | 宮城 | 137,082 186,862,388 | 9,497 11,555,157 | 14,353 18,292,280 | 15,008 17,992,812 | 12,641 16,457,129 | 13,619 18,509,734 | 10,882 14,940,908 | 9,100 14,235,263 | 11,591 15,542,656 | 8,812 13,473,822 | 8,780 13,800,658 | 10,442 14,952,983 | 12,357 17,108,986 | |
| | 山形 | 43 38,421 | | | | | | 43 38,421 | | | | | | | |
| | 群馬 | 51 82,620 | | 1 1,620 | | 4 6,480 | 9 14,580 | 3 4,860 | 4 6,480 | 6 9,720 | 3 4,860 | 4 6,480 | 15 24,300 | 2 3,240 | |
| | 千葉 | 997 459,928 | | | | | | | 791 247,114 | | | 155 154,980 | 51 57,834 | | |
| | 東京 | 7,197 10,483,669 | 136 263,196 | 256 584,634 | 1,672 1,599,701 | 1,700 1,449,863 | 178 500,839 | 467 555,530 | 710 1,152,859 | 419 1,513,545 | 233 510,322 | 129 360,158 | 856 1,149,002 | 441 844,020 | |
| | 神奈川 | 2,217 4,102,218 | 71 147,517 | 129 309,071 | 155 386,019 | 144 320,889 | 350 368,291 | 126 277,808 | 207 258,800 | 286 343,278 | 146 318,092 | 143 302,961 | 154 348,354 | 306 721,138 | |
| | 新潟 | 19,462 16,140,685 | 1,543 1,042,472 | 1,546 1,099,876 | 1,635 1,216,512 | 1,696 1,236,687 | 1,586 1,105,488 | 1,531 1,453,510 | 1,511 1,092,312 | 1,883 2,117,880 | 1,280 893,484 | 1,424 1,002,618 | 1,411 1,126,062 | 2,416 2,753,784 | |
| | 静岡 | 5,943 2,810,210 | 295 145,044 | 409 209,034 | 555 315,188 | 392 175,512 | 560 340,448 | 387 242,946 | 621 245,300 | 709 337,808 | 689 294,948 | 498 181,278 | 384 151,632 | 444 171,072 | |
| | 福岡 | 5,933 5,552,214 | 107 160,359 | 447 508,896 | 1,636 1,662,600 | 989 789,621 | | 412 382,536 | | | | | 2,342 2,048,202 | | |
| | 宮崎 | 278 460,383 | 69 59,930 | 76 152,388 | 53 114,480 | 28 61,312 | 21 45,576 | | | | | | | 31 26,697 | |
| | 計 | 197,414 246,197,352 | 11,791 13,512,725 | 17,600 21,929,026 | 21,015 23,675,615 | 17,617 20,532,809 | 16,987 21,439,611 | 19,760 23,055,330 | 16,916 22,060,692 | 18,050 22,900,310 | 12,630 17,271,452 | 12,031 16,677,257 | 16,949 21,355,368 | 16,068 21,787,157 | |
| | 平均単価 | 1,247 | 1,146 | 1,246 | 1,127 | 1,166 | 1,262 | 1,167 | 1,304 | 1,269 | 1,367 | 1,386 | 1,260 | 1,356 | |
| | かじき | 秋田 | 2,009 1,348,178 | | | 242 243,227 | | | 169 177,552 | 300 256,602 | 193 170,189 | 541 190,634 | 375 109,931 | 115 120,312 | 74 79,731 |

品目別出荷地別月別取扱高(鮮魚)

令和3年1月～令和3年12月

上段 = 数量、下段 = 金額
単位：数量 = kg、金額 = 円

| 品目名 | 出荷地 | 合計 | 1月 | 2月 | 3月 | 4月 | 5月 | 6月 | 7月 | 8月 | 9月 | 10月 | 11月 | 12月 | |
|------|------|-----------------------|--------------------|--------------------|--------------------|---------------------|----------------------|----------------------|----------------------|---------------------|---------------------|---------------------|--------------------|--------------------|--|
| かじき | 青森 | 335 176,647 | | | | | | | | 38 24,559 | 260 118,921 | 37 33,167 | | | |
| | 岩手 | 50 16,713 | | | | | | | 15 6,885 | | 35 9,828 | | | | |
| | 宮城 | 13,114 12,355,373 | 724 748,744 | 721 706,402 | 1,265 1,222,840 | 949 905,085 | 1,045 1,009,261 | 1,269 1,110,488 | 1,609 1,338,294 | 969 900,303 | 1,531 1,378,448 | 1,638 1,685,687 | 908 870,629 | 486 479,192 | |
| | 東京 | 1,074 1,222,506 | 86 97,298 | 256 273,963 | 307 348,268 | 176 203,159 | 89 89,197 | | | 60 60,501 | 3 3,650 | 7 10,390 | 60 89,100 | 30 46,980 | |
| | 神奈川 | 1,050 1,408,319 | 70 90,720 | 80 103,680 | 70 90,720 | 120 155,520 | 83 107,190 | 131 172,605 | 125 163,620 | 111 145,184 | 60 87,480 | 70 102,060 | 60 87,480 | 70 102,060 | |
| | 静岡 | 10 18,360 | | | | | | | | | | 10 18,360 | | | |
| | 計 | 17,642 16,546,096 | 880 936,762 | 1,057 1,084,045 | 1,883 1,905,055 | 1,245 1,263,764 | 1,216 1,205,648 | 1,569 1,460,645 | 2,049 1,765,401 | 1,372 1,300,736 | 2,430 1,788,961 | 2,138 1,959,595 | 1,143 1,167,521 | 660 707,963 | |
| | 平均単価 | 938 | 1,065 | 1,025 | 1,012 | 1,015 | 991 | 931 | 861 | 948 | 736 | 916 | 1,022 | 1,073 | |
| | かつお | 秋田 | 321 173,025 | | | | | | | 22 18,273 | 90 70,416 | 74 50,704 | 108 26,444 | 27 7,188 | |
| | | 青森 | 249 26,467 | | | | | | | 66 10,302 | | 174 14,286 | 9 1,879 | | |
| 岩手 | | 5,434 3,362,810 | 3 3,240 | 6 3,564 | 443 182,689 | 1,851 658,910 | 188 167,049 | 885 728,230 | 724 588,869 | 699 528,060 | 599 484,568 | 31 16,821 | 5 810 | | |
| 宮城 | | 154,081 68,736,744 | 1,128 1,181,067 | 2,565 2,149,191 | 4,578 3,335,765 | 4,519 3,554,828 | 16,629 7,194,081 | 29,873 10,659,867 | 29,444 10,918,698 | 22,681 8,751,405 | 23,240 9,192,823 | 13,911 7,021,882 | 3,699 2,839,855 | 1,814 1,937,282 | |
| 福島 | | 55 23,430 | | | | | | | | | | 55 23,430 | | | |
| 千葉 | | 22,379 6,698,242 | | | | 28 15,174 | 16,377 4,764,206 | 5,974 1,918,862 | | | | | | | |
| 東京 | | 7,176 3,651,930 | | | 1,592 795,041 | 4,238 2,122,075 | 1,337 730,224 | 8 2,592 | | | | | | 1 1,998 | |
| 福岡 | | 148 108,689 | 17 14,515 | | | 10 35,640 | | 113 50,002 | 8 8,532 | | | | | | |
| 宮崎 | | 238 140,684 | | | 189 103,538 | 49 37,146 | | | | | | | | | |
| 計 | | 190,081 82,922,021 | 1,148 1,198,822 | 2,571 2,152,755 | 6,802 4,417,033 | 10,694 6,423,773 | 34,531 12,855,560 | 36,876 13,377,826 | 30,332 11,596,817 | 23,454 9,330,169 | 24,121 9,718,121 | 14,033 7,071,200 | 3,705 2,842,663 | 1,814 1,937,282 | |
| 平均単価 | 436 | 1,044 | 837 | 649 | 601 | 372 | 363 | 382 | 398 | 403 | 504 | 767 | 1,068 | | |
| さめ | 秋田 | 3,682 1,872,267 | 1,031 617,910 | 1,240 615,508 | 1,050 470,927 | 244 77,272 | | | | | | | 21 7,506 | 96 83,144 | |
| | 北海道 | 1,415 731,444 | 7 3,564 | | 24 23,328 | | | 17 5,076 | | 16 5,935 | 81 47,526 | 619 336,823 | 651 309,192 | | |

品目別出荷地別月別取扱高(鮮魚)

令和3年1月～令和3年12月

上段 = 数量、下段 = 金額
単位：数量 = kg、金額 = 円

| 品目名 | 出荷地 | 合計 | 1月 | 2月 | 3月 | 4月 | 5月 | 6月 | 7月 | 8月 | 9月 | 10月 | 11月 | 12月 |
|--------|------------------------|----------------------|----------------------|--------------------|----------------------|----------------------|----------------------|---------------------|---------------------|----------------------|----------------------|----------------------|---------------------|---------------------|
| さめ | 青森 | 8,162 4,056,214 | 3,804 1,853,732 | 3,158 1,486,415 | 340 157,583 | 112 57,888 | 140 55,857 | 34 10,260 | | | | 398 299,814 | 91 68,191 | 85 66,474 |
| | 岩手 | 729 308,591 | 88 40,365 | 121 48,340 | 208 99,954 | 77 39,259 | 233 79,917 | 2 756 | | | | | | |
| | 宮城 | 11,083 4,609,858 | 1,225 532,340 | 1,635 658,876 | 1,740 690,881 | 1,473 555,929 | 1,280 479,401 | 649 257,737 | 491 255,118 | 397 167,453 | 268 109,824 | 50 21,600 | 1,019 481,348 | 856 399,351 |
| | 山形 | 53 57,888 | | 33 54,864 | 20 3,024 | | | | | | | | | |
| | 計 | 25,125 11,636,262 | 6,154 3,047,911 | 6,188 2,864,003 | 3,382 1,445,697 | 1,906 730,348 | 1,654 615,175 | 701 273,829 | 491 255,118 | 413 173,388 | 349 157,350 | 1,067 658,237 | 1,782 866,237 | 1,038 548,969 |
| | 平均単価 | 463 | 495 | 463 | 428 | 383 | 372 | 391 | 520 | 420 | 450 | 617 | 486 | 529 |
| | さけ | 秋田 | 25,728 18,152,811 | 451 473,332 | 171 245,376 | 244 317,520 | 323 351,540 | 355 260,604 | 151 187,596 | 382 249,966 | 276 262,494 | 1,071 891,958 | 10,710 6,969,096 | 10,049 6,782,993 |
| 北海道 | 36,286 27,512,344 | 323 321,273 | 267 287,356 | 355 421,049 | 220 281,491 | 136 142,474 | 20 58,320 | 155 176,494 | 4,413 4,434,579 | 16,751 12,881,832 | 12,827 7,730,390 | 711 511,622 | 108 265,464 | |
| 青森 | 1,479 988,947 | 860 449,498 | 6 5,184 | | | | 3 1,620 | 41 55,146 | 28 43,394 | 138 131,555 | 57 48,167 | 103 57,645 | 106 73,954 | 137 122,784 |
| 岩手 | 2,336 2,546,545 | 102 109,896 | | | | 32 32,886 | | | 6 4,899 | | 289 171,568 | 469 507,186 | 657 843,263 | 781 876,847 |
| 宮城 | 72,981 77,491,146 | 533 802,703 | 1,427 1,840,473 | 5,432 6,606,327 | 10,304 10,931,078 | 10,926 10,517,237 | 12,637 10,671,207 | 11,305 9,525,150 | 5,061 6,543,345 | 6,339 7,778,746 | 3,376 4,077,205 | 1,848 2,772,028 | 3,793 5,425,647 | |
| 計 | 138,810 126,691,793 | 2,268 2,156,702 | 1,871 2,378,389 | 6,031 7,344,896 | 10,879 11,596,995 | 11,420 10,921,935 | 12,856 10,977,168 | 11,869 9,995,004 | 9,888 11,371,973 | 24,508 21,772,271 | 27,484 19,341,522 | 13,372 10,983,860 | 6,364 7,851,078 | |
| 平均単価 | 913 | 951 | 1,271 | 1,218 | 1,066 | 956 | 854 | 842 | 1,150 | 888 | 704 | 821 | 1,234 | |
| ほんます | 秋田 | 778 761,030 | 5 3,456 | 37 30,122 | 176 166,856 | 427 424,494 | 130 132,300 | 3 3,802 | | | | | | |
| | 北海道 | 24,722 14,569,197 | 1,674 1,133,781 | 5,135 3,354,374 | 912 534,882 | 4,696 2,688,468 | 8,328 4,524,062 | 3,107 1,744,902 | 446 261,909 | 23 12,150 | | | | 401 314,669 |
| | 青森 | 12,767 9,040,665 | 65 62,837 | 1,497 1,260,762 | 6,287 4,227,445 | 3,800 2,593,999 | 1,001 796,981 | 113 94,689 | 2 2,138 | 2 1,814 | | | | |
| | 岩手 | 244 316,532 | 2 1,436 | 62 69,639 | 81 123,855 | 71 85,233 | 28 36,369 | | | | | | | |
| | 宮城 | 913 471,296 | | 115 78,408 | 463 264,522 | 244 85,604 | 64 26,568 | 27 16,194 | | | | | | |
| | 計 | 39,423 25,158,720 | 1,746 1,201,510 | 6,845 4,793,305 | 7,918 5,317,560 | 9,238 5,877,798 | 9,552 5,516,280 | 3,250 1,859,587 | 448 264,047 | 25 13,964 | | | | 401 314,669 |
| | 平均単価 | 638 | 688 | 700 | 672 | 636 | 577 | 572 | 589 | 561 | | | | 785 |
| その他ます類 | 秋田 | 11 9,851 | | 8 4,861 | | 3 4,990 | | | | | | | | |

品目別出荷地別月別取扱高(鮮魚)

令和3年1月～令和3年12月

上段 = 数量、下段 = 金額
単位：数量 = kg、金額 = 円

| 品目名 | 出荷地 | 合計 | 1月 | 2月 | 3月 | 4月 | 5月 | 6月 | 7月 | 8月 | 9月 | 10月 | 11月 | 12月 | |
|--------|------|-----------------------|----------------------|---------------------|---------------------|---------------------|---------------------|---------------------|---------------------|--------------------|--------------------|--------------------|--------------------|--------------------|--------------------|
| その他ます類 | 北海道 | 4,972 2,605,719 | 213 101,669 | 452 277,856 | 946 386,466 | 624 268,406 | 376 145,716 | 8 4,266 | 1,012 600,512 | 1,323 812,922 | 18 7,906 | | | | |
| | 青森 | 41 37,941 | 3 4,050 | 3 4,212 | | 25 16,373 | 5 8,813 | 5 4,493 | | | | | | | |
| | 岩手 | 76 117,913 | | | | 9 18,652 | 64 96,539 | 3 2,722 | | | | | | | |
| | 宮城 | 21 28,215 | | 21 28,215 | | | | | | | | | | | |
| | 計 | 5,120 2,799,639 | 215 105,719 | 483 315,144 | 946 386,466 | 662 308,421 | 445 251,068 | 16 11,481 | 1,012 600,512 | 1,323 812,922 | 18 7,906 | | | | |
| | 平均単価 | 547 | 491 | 652 | 409 | 466 | 564 | 722 | 594 | 614 | 432 | | | | |
| いわし | 秋田 | 2,766 883,873 | 22 8,434 | 346 64,971 | 24 9,255 | 1,502 460,120 | 340 111,381 | 74 18,458 | 6 2,300 | 11 4,216 | 181 68,488 | 188 95,159 | 59 36,106 | 13 4,985 | |
| | 北海道 | 5,200 1,707,748 | 233 117,115 | 180 27,054 | 158 53,568 | 60 9,072 | 30 4,536 | 1,600 528,507 | 858 323,568 | 536 172,476 | 550 177,228 | 414 101,196 | 581 193,428 | | |
| | 青森 | 1,706 681,934 | | 9 2,592 | | 465 159,840 | | | | 828 334,022 | | 404 185,480 | | | |
| | 岩手 | 9,311 4,127,151 | 3,499 1,554,474 | 1,342 611,367 | | | 725 247,615 | 1,553 664,843 | 782 322,476 | | | 100 27,000 | 6 1,296 | 1,304 698,080 | |
| | 宮城 | 67,794 30,329,050 | 8,045 3,854,169 | 9,688 4,144,818 | 7,551 3,303,351 | 3,701 1,348,579 | 4,282 1,648,569 | 3,449 1,187,436 | 6,592 2,672,071 | 4,873 2,264,072 | 5,034 2,275,237 | 5,082 2,565,736 | 6,322 3,391,944 | 3,175 1,673,068 | |
| | 千葉 | 28,043 8,601,176 | 1,188 544,428 | 1,586 542,333 | 2,537 601,257 | 2,579 604,325 | 7,317 2,073,483 | 9,616 2,988,466 | 3,220 1,246,884 | | | | | | |
| | 石川 | 10,992 4,303,186 | | | 2,355 1,035,936 | 7,913 3,014,962 | 724 252,288 | | | | | | | | |
| | 福岡 | 408 300,155 | 20 14,688 | 48 35,252 | 20 14,688 | 56 41,645 | 32 23,501 | | 32 23,501 | 40 29,376 | 40 29,376 | 40 29,376 | 40 29,376 | 40 29,376 | |
| | 大分 | 7 9,072 | | | | | 7 9,072 | | | | | | | | |
| | 計 | 126,227 50,943,345 | 13,007 6,093,308 | 13,201 5,428,387 | 12,645 5,018,055 | 16,276 5,638,543 | 13,457 4,370,445 | 16,292 5,387,710 | 11,490 4,590,800 | 6,287 2,804,162 | 5,805 2,550,329 | 6,228 3,003,947 | 7,007 3,652,150 | 4,532 2,405,509 | |
| | 平均単価 | 404 | 468 | 411 | 397 | 346 | 325 | 331 | 400 | 446 | 439 | 482 | 521 | 531 | |
| | あじ | 秋田 | 65,750 31,809,730 | 2,114 1,569,191 | 956 593,173 | 738 510,092 | 4,006 2,254,308 | 8,571 3,648,248 | 14,118 4,575,970 | 9,452 4,195,555 | 5,805 3,306,783 | 5,331 2,870,683 | 7,605 3,555,706 | 5,458 3,503,368 | 1,596 1,226,653 |
| | | 青森 | 6,548 2,279,885 | 470 190,133 | 1,075 338,052 | | 292 125,571 | 297 89,862 | 255 42,460 | 181 43,096 | 693 311,866 | 94 64,756 | 289 56,090 | 302 121,349 | 2,600 896,650 |
| | | 岩手 | 6,673 3,605,578 | | | | | | | 214 111,612 | 1,354 823,602 | 2,638 1,363,872 | 2,364 1,276,549 | 91 26,055 | 12 3,888 |
| 宮城 | | 23,067 11,717,177 | 1,100 744,007 | 1,233 968,750 | 1,623 935,755 | 1,316 770,753 | 114 103,248 | 590 301,525 | 5,442 2,261,424 | 3,093 1,889,295 | 3,223 1,413,741 | 1,470 620,385 | 820 416,772 | 3,043 1,291,522 | |

品目別出荷地別月別取扱高(鮮魚)

令和3年1月～令和3年12月

上段 = 数量、下段 = 金額
単位：数量 = kg、金額 = 円

| 品目名 | 出荷地 | 合計 | 1月 | 2月 | 3月 | 4月 | 5月 | 6月 | 7月 | 8月 | 9月 | 10月 | 11月 | 12月 | |
|-----|------|-----------------------|---------------------|---------------------|---------------------|---------------------|---------------------|---------------------|----------------------|---------------------|---------------------|---------------------|---------------------|---------------------|--------------|
| あじ | 山形 | 12,092 5,556,263 | 129 60,046 | 899 415,484 | 1,437 554,580 | 615 341,435 | 650 258,775 | 3,048 1,234,439 | 2,946 1,424,364 | 33 24,003 | 107 95,466 | 562 277,014 | 955 519,491 | 711 351,166 | |
| | 福島 | 491 191,625 | 5 972 | 23 7,776 | | | | | | | 250 86,573 | | 213 96,304 | | |
| | 千葉 | 2,485 871,614 | | | 5 1,890 | 60 34,020 | 1,370 352,134 | 150 46,170 | | | | 900 437,400 | | | |
| | 東京 | 8,470 4,534,497 | 125 75,600 | 1,745 930,701 | 1,166 675,247 | 810 399,535 | 745 311,688 | 411 280,854 | | 225 127,549 | 295 135,940 | 385 219,661 | 2,237 1,180,849 | 326 196,873 | |
| | 新潟 | 1,863 1,002,807 | | 13 11,502 | 1,383 830,223 | 80 31,914 | 225 83,538 | 117 30,510 | | | | 10 4,050 | 35 11,070 | | |
| | 広島 | 550 270,270 | | | | | | | | | 250 137,970 | 300 132,300 | | | |
| | 愛媛 | 757 1,496,846 | 46 91,093 | 65 128,025 | 63 124,889 | 70 138,853 | 74 145,954 | 48 93,778 | 56 110,938 | 83 163,060 | 56 110,913 | 54 106,208 | 49 97,072 | 93 186,063 | |
| | 福岡 | 40,705 31,447,554 | 2,695 1,982,067 | 3,905 3,321,251 | 4,849 3,809,037 | 6,013 3,997,051 | 3,468 2,752,946 | 2,887 2,456,648 | 2,299 2,056,288 | 2,419 1,951,794 | 2,954 2,177,887 | 3,248 2,377,419 | 3,083 2,416,221 | 2,885 2,148,945 | |
| | 長崎 | 5,324 3,431,927 | 257 174,204 | 297 232,362 | 612 424,937 | 536 324,389 | 567 311,850 | 374 209,412 | 126 76,572 | 293 195,426 | 537 352,890 | 770 503,539 | 525 345,546 | 430 280,800 | |
| | 大分 | 7 5,292 | | | | | | | 7 5,292 | | | | | | |
| | 宮崎 | 110 130,908 | | | | 32 47,780 | 43 53,450 | | 26 23,976 | | | | | 9 5,702 | |
| | 計 | 174,892 98,351,973 | 6,940 4,887,313 | 10,210 6,947,076 | 11,877 7,866,650 | 13,830 8,465,609 | 16,122 8,111,693 | 22,007 9,277,058 | 20,744 10,303,825 | 13,998 8,793,378 | 16,635 9,248,091 | 17,058 9,128,921 | 13,767 8,734,097 | 11,704 6,588,262 | |
| | 平均単価 | 562 | 704 | 680 | 662 | 612 | 503 | 422 | 497 | 628 | 556 | 535 | 634 | 563 | |
| | さば | 秋田 | 10,220 3,978,104 | 125 43,617 | | 13 6,031 | 166 39,335 | 292 72,636 | 4,490 1,159,610 | 1,948 608,367 | 463 206,764 | 941 620,404 | 388 371,767 | 1,320 812,649 | 74 36,924 |
| | | 北海道 | 733 305,954 | 13 5,605 | 210 74,693 | 16 19,440 | | 34 11,124 | | 8 8,640 | 7 1,469 | 12 9,720 | 10 2,160 | 393 166,623 | 30 6,480 |
| 青森 | | 12,453 3,973,910 | | 37 15,340 | | | 68 22,032 | 553 112,179 | 125 46,176 | 1,003 283,889 | 2,983 956,448 | 4,410 1,443,130 | 3,095 955,568 | 179 139,148 | |
| 岩手 | | 26,976 8,921,901 | 7,665 2,755,153 | 2,163 726,520 | | 30 21,600 | 2,599 696,174 | 1,003 248,054 | 4,399 1,166,979 | 2,887 927,962 | 461 193,428 | 987 285,746 | 2,448 893,679 | 2,334 1,006,606 | |
| 宮城 | | 41,961 15,877,165 | 2,833 1,191,223 | 3,637 1,684,451 | 2,326 921,067 | 2,221 707,064 | 1,656 568,634 | 2,172 641,349 | 1,961 689,311 | 4,908 2,126,436 | 3,751 1,684,517 | 4,491 1,823,043 | 5,060 1,545,495 | 6,945 2,294,575 | |
| 山形 | | 924 191,636 | | | | | 36 8,748 | 738 143,459 | 146 37,107 | | 4 2,322 | | | | |
| 千葉 | | 9,841 2,284,592 | 1,870 541,652 | 295 82,890 | 4,265 870,093 | 1,895 379,091 | 415 133,575 | 277,291 | | | | | | | |
| 東京 | | 33,181 12,231,119 | 838 356,747 | 5,780 2,080,553 | 9,799 3,480,928 | 6,556 2,616,517 | 3,908 1,345,552 | 1,538 477,533 | 1,982 583,268 | 1,838 560,727 | 62 99,966 | 329 207,079 | 489 265,011 | 62 157,238 | |

品目別出荷地別月別取扱高(鮮魚)

令和3年1月～令和3年12月

上段 = 数量、下段 = 金額
単位：数量 = kg、金額 = 円

| 品目名 | 出荷地 | 合計 | 1月 | 2月 | 3月 | 4月 | 5月 | 6月 | 7月 | 8月 | 9月 | 10月 | 11月 | 12月 |
|------|------------------------|-----------------------|---------------------|---------------------|---------------------|---------------------|--------------------|---------------------|----------------------|----------------------|----------------------|----------------------|---------------------|--------------------|
| さば | 新潟 | 90 43,000 | | | | | 90 43,000 | | | | | | | |
| | 愛媛 | 855 1,396,307 | 54 109,783 | 43 86,767 | 54 109,987 | 65 137,019 | 61 137,443 | 283 246,994 | 38 86,183 | | | 60 114,146 | 81 151,297 | 116 216,688 |
| | 福岡 | 1,631 1,797,294 | 311 162,066 | 148 167,292 | 304 341,712 | 158 202,932 | 104 142,128 | 76 104,760 | 64 88,128 | 96 131,544 | 74 101,736 | 82 109,404 | 70 96,120 | 144 149,472 |
| | 計 | 138,866 51,000,982 | 13,708 5,165,846 | 12,312 4,918,506 | 16,776 5,749,258 | 11,092 4,103,558 | 9,262 3,181,046 | 11,955 3,411,229 | 10,671 3,314,159 | 11,202 4,238,791 | 8,289 3,668,541 | 10,757 4,356,475 | 12,957 4,886,442 | 9,885 4,007,131 |
| | 平均単価 | 367 | 377 | 399 | 343 | 370 | 343 | 285 | 311 | 378 | 443 | 405 | 377 | 405 |
| さんま | 秋田 | 294 77,922 | | | | | 90 16,200 | 150 16,200 | | | 44 47,088 | | 10 4,914 | |
| | 北海道 | 49,574 45,906,978 | 30 7,776 | 264 131,393 | 241 133,520 | 62 58,806 | 30 7,776 | 195 86,832 | 170 49,464 | 3,480 3,022,885 | 18,697 18,400,235 | 22,503 20,308,146 | 3,782 3,669,041 | 120 31,104 |
| | 青森 | 32 42,336 | | | | | | | | | | | 32 42,336 | |
| | 岩手 | 66,313 56,397,718 | 4,374 3,730,455 | 3,780 3,294,585 | 4,176 3,544,904 | 4,148 3,450,665 | 4,096 3,491,931 | 4,453 3,714,212 | 5,148 4,207,870 | 9,247 7,316,469 | 8,057 7,626,818 | 4,574 3,263,153 | 9,898 8,838,220 | 4,362 3,918,436 |
| | 宮城 | 7,612 5,932,937 | | | | | | | | 881 591,840 | 3,354 2,584,656 | 1,536 1,089,744 | 1,841 1,666,697 | |
| 計 | 123,825 108,357,891 | 4,404 3,738,231 | 4,044 3,425,978 | 4,417 3,678,424 | 4,300 3,519,191 | 4,276 3,515,907 | 4,648 3,801,044 | 5,318 4,257,334 | 13,608 10,931,194 | 30,151 28,658,797 | 28,614 24,661,043 | 15,563 14,221,208 | 4,482 3,949,540 | |
| 平均単価 | 875 | 849 | 847 | 833 | 818 | 822 | 818 | 801 | 803 | 950 | 862 | 914 | 881 | |
| ぶり | 秋田 | 28,450 8,628,703 | 1,209 471,546 | 9 3,628 | 17 6,944 | 229 81,959 | 5,494 1,367,313 | 6,075 1,666,148 | 3,973 1,228,528 | 1,097 344,736 | 770 252,415 | 3,084 996,598 | 5,211 1,692,630 | 1,282 516,258 |
| | 北海道 | 17,856 7,309,922 | | | | | 392 115,759 | 1,004 209,096 | 2,662 671,349 | 1,992 480,456 | 2,992 1,555,847 | 6,665 2,965,597 | 2,125 1,307,066 | 24 4,752 |
| | 青森 | 68,387 19,452,022 | 1,061 435,666 | 2,251 907,166 | 85 35,699 | 1,009 304,367 | 5,009 1,430,993 | 12,582 3,089,263 | 12,337 3,245,453 | 10,556 2,700,800 | 6,171 1,688,306 | 5,514 1,445,651 | 7,833 2,748,331 | 3,979 1,420,327 |
| | 岩手 | 63,833 18,193,583 | 216 75,063 | 86 46,170 | | 762 316,567 | 793 454,977 | 1,058 239,740 | 4,792 1,263,443 | 10,790 2,687,351 | 13,730 3,609,635 | 14,470 3,682,275 | 11,192 3,243,835 | 5,944 2,574,527 |
| | 宮城 | 20,930 7,050,153 | 871 464,615 | 2,542 1,009,617 | 789 275,312 | 1,386 533,503 | 482 147,822 | 284 33,313 | 1,460 332,532 | 2,515 579,212 | 2,004 609,990 | 1,298 343,841 | 2,484 665,736 | 4,815 2,054,660 |
| | 山形 | 2,839 709,196 | | | 138 51,058 | 403 112,807 | 1,626 393,700 | 254 39,013 | 74 12,603 | | 7 2,759 | 304 89,910 | 33 7,346 | |
| | 福島 | 401 145,038 | | | | | | | | 21 5,643 | 23 5,923 | | 217 89,522 | 140 43,950 |
| | 千葉 | 53,500 14,452,099 | 1,776 633,762 | 6,477 2,238,423 | 17,558 4,416,450 | 19,402 4,823,539 | 6,755 1,951,668 | 890 212,220 | 642 176,037 | | | | | |
| | 東京 | 59,887 20,799,583 | 3,770 1,404,837 | 2,660 1,639,674 | 10,665 3,964,899 | 14,028 5,360,791 | 6,557 2,032,645 | 4,846 1,304,910 | 4,778 1,225,943 | 191 52,470 | 2,439 612,774 | 5,189 1,287,355 | 3,659 1,299,680 | 1,105 613,605 |

品目別出荷地別月別取扱高(鮮魚)

令和3年1月～令和3年12月

上段 = 数量、下段 = 金額
単位：数量 = kg、金額 = 円

| 品目名 | 出荷地 | 合計 | 1月 | 2月 | 3月 | 4月 | 5月 | 6月 | 7月 | 8月 | 9月 | 10月 | 11月 | 12月 |
|-----|------|------------------------|----------------------|----------------------|----------------------|----------------------|----------------------|---------------------|---------------------|----------------------|----------------------|----------------------|----------------------|----------------------|
| ぶり | 新潟 | 7,201 2,163,267 | 180 184,020 | 101 104,282 | 336 205,976 | 187 65,087 | 5,233 1,327,302 | 1,139 254,844 | | | | | 25 21,756 | |
| | 広島 | 4,190 1,334,010 | | | 430 161,360 | 2,630 855,872 | 1,030 283,925 | 100 32,853 | | | | | | |
| | 福岡 | 23,531 6,794,470 | | 165 129,385 | 7,706 2,564,203 | 9,661 2,441,734 | 2,585 647,969 | | | | 527 125,996 | 847 175,557 | | 2,040 709,626 |
| | 長崎 | 5,334 1,822,740 | | | | 4,529 1,537,582 | 805 285,158 | | | | | | | |
| | 計 | 356,338 108,854,786 | 9,081 3,669,509 | 14,291 6,078,345 | 37,723 11,681,901 | 54,230 16,433,808 | 36,760 10,439,231 | 28,233 7,081,400 | 30,718 8,155,888 | 27,161 6,850,668 | 28,662 8,463,645 | 37,373 10,986,784 | 32,778 11,075,902 | 19,328 7,937,705 |
| | 平均単価 | 305 | 404 | 425 | 310 | 303 | 284 | 251 | 266 | 252 | 295 | 294 | 338 | 411 |
| はまち | 秋田 | 24 27,799 | | | | 5 5,076 | 15 16,524 | | | | | | | 4 6,199 |
| | 青森 | 58,184 68,941,662 | 4,490 4,346,567 | 8,846 8,337,437 | 6,042 6,679,661 | 4,689 4,738,532 | 4,804 5,273,823 | 4,222 4,842,574 | 4,359 5,272,312 | 4,009 5,507,579 | 2,964 4,085,320 | 3,468 4,905,654 | 3,310 4,756,169 | 6,981 10,196,034 |
| | 岩手 | 1,137 1,720,050 | 66 110,375 | 89 119,253 | 7 9,753 | 1 180,676 | 120 44,265 | 48 19,542 | 13 368,669 | 226 8,852 | 11 173,259 | 125 217,450 | 155 217,450 | 276 467,956 |
| | 宮城 | 3,296 4,595,913 | 256 260,474 | 243 328,185 | 246 331,695 | 330 372,492 | 202 269,617 | 234 313,670 | 178 268,985 | 283 439,661 | 221 305,015 | 241 358,734 | 280 402,569 | 582 944,816 |
| | 福島 | 53 64,233 | | 53 64,233 | | | | | | | | | | |
| | 東京 | 29,845 33,492,598 | 8,101 5,726,968 | 6,126 5,189,206 | 5,852 5,977,303 | 1,772 2,172,372 | 1,163 1,495,692 | 241 361,373 | 429 710,370 | 438 774,017 | 678 1,118,529 | 683 1,230,850 | 1,221 2,086,933 | 3,141 6,648,985 |
| | 愛媛 | 26,216 25,642,267 | 6,711 5,358,448 | 7,672 5,936,900 | 3,436 2,784,107 | 317 239,872 | 247 243,783 | 142 153,183 | 154 193,341 | 148 213,472 | 121 166,092 | 223 311,806 | 1,159 1,607,417 | 5,886 8,433,846 |
| | 計 | 118,755 134,484,522 | 19,623 15,802,832 | 23,030 19,975,214 | 15,582 15,782,519 | 7,114 7,528,344 | 6,551 7,480,115 | 4,886 5,715,065 | 5,134 6,464,550 | 5,104 7,303,398 | 3,994 5,683,808 | 4,740 6,980,303 | 6,125 9,070,538 | 16,872 26,697,836 |
| | 平均単価 | 1,132 | 805 | 867 | 1,013 | 1,058 | 1,142 | 1,170 | 1,259 | 1,431 | 1,423 | 1,473 | 1,481 | 1,582 |
| | かんぱち | 秋田 | 218 352,665 | 3 7,212 | 18 34,733 | 20 30,910 | 17 33,043 | 15 28,274 | 14 22,119 | 34 53,952 | 4 8,553 | 25 36,848 | 33 32,092 | 26 44,412 |
| 青森 | | 12,381 15,136,799 | 141 140,958 | 147 172,001 | 180 205,286 | 160 191,797 | 69 69,174 | 854 956,697 | 1,118 1,372,989 | 2,391 2,553,499 | 1,982 2,089,757 | 1,831 2,388,589 | 1,357 1,836,294 | 2,151 3,159,758 |
| 岩手 | | 2,715 1,249,365 | | | | | | | | 437 209,331 | 1,283 543,201 | 979 488,841 | 16 7,992 | |
| 宮城 | | 1,735 1,770,005 | 109 121,197 | 103 156,979 | 4 4,396 | 60 57,505 | 94 83,008 | 22 13,824 | | 584 459,925 | 172 91,056 | 162 176,861 | 121 170,531 | 304 434,723 |
| 東京 | | 89,309 131,425,916 | 3,413 3,466,336 | 4,650 6,441,623 | 6,796 9,125,753 | 4,636 6,467,433 | 3,917 5,176,825 | 6,013 8,263,568 | 9,223 12,104,443 | 20,243 28,600,352 | 10,636 15,537,170 | 7,628 12,788,350 | 5,302 9,935,101 | 6,852 13,518,962 |
| 愛媛 | | 8,059 10,611,333 | 306 311,494 | 859 1,050,482 | 1,280 1,545,399 | 1,193 1,486,745 | 1,458 1,774,340 | 771 956,557 | 328 434,220 | 244 356,060 | 157 207,263 | 410 643,496 | 795 1,442,163 | 258 403,114 |

品目別出荷地別月別取扱高(鮮魚)

令和3年1月～令和3年12月

上段 = 数量、下段 = 金額
単位：数量 = kg、金額 = 円

| 品目名 | 出荷地 | 合計 | 1月 | 2月 | 3月 | 4月 | 5月 | 6月 | 7月 | 8月 | 9月 | 10月 | 11月 | 12月 | |
|------|------|------------------------|----------------------|--------------------|---------------------|--------------------|--------------------|---------------------|----------------------|----------------------|----------------------|----------------------|---------------------|---------------------|--------------------|
| かんぱち | 福岡 | 110 65,102 | | | | | 110 65,102 | | | | | | | | |
| | 宮崎 | 87 90,007 | | | 51 53,298 | | 4 4,320 | 10 6,480 | | | | | 22 25,909 | | |
| | 計 | 114,614 160,701,192 | 3,972 4,047,197 | 5,776 7,855,818 | 8,330 10,965,042 | 6,176 8,301,625 | 5,558 7,135,941 | 7,684 10,219,245 | 10,704 13,965,604 | 23,904 32,187,720 | 14,255 18,505,295 | 11,042 16,518,229 | 7,639 13,462,402 | 9,574 17,537,074 | |
| | 平均単価 | 1,402 | 1,019 | 1,360 | 1,316 | 1,344 | 1,284 | 1,330 | 1,305 | 1,346 | 1,298 | 1,496 | 1,762 | 1,832 | |
| ひらめ | 秋田 | 31,329 21,310,396 | 520 554,212 | 488 644,843 | 2,131 2,733,535 | 6,814 4,418,851 | 7,895 3,901,257 | 9,492 4,419,210 | 733 548,174 | 279 416,477 | 831 1,184,686 | 740 976,757 | 957 1,039,727 | 449 472,667 | |
| | 北海道 | 1,440 1,203,743 | 371 244,161 | 173 132,641 | 42 29,376 | 100 86,260 | 148 113,609 | 92 53,438 | 180 160,780 | 62 75,421 | 101 97,928 | 60 83,522 | 91 98,291 | 20 28,316 | |
| | 青森 | 10,978 16,838,968 | 1,692 2,386,844 | 532 1,137,174 | 772 1,166,248 | 328 441,031 | 358 356,189 | 700 653,309 | 1,145 1,492,921 | 610 1,393,793 | 570 866,034 | 1,129 1,683,373 | 1,643 2,261,983 | 1,499 3,000,069 | |
| | 岩手 | 2,629 2,179,131 | 45 60,707 | | | 19 17,577 | 12 5,473 | 41 18,802 | 696 429,548 | 200 156,855 | 280 221,233 | 293 196,424 | 514 439,125 | 529 633,387 | |
| | 宮城 | 3,486 1,404,708 | 427 133,855 | 288 92,404 | 572 192,240 | 107 38,350 | 35 13,803 | 24 8,683 | 36 8,230 | 516 209,887 | 180 69,336 | 216 97,006 | 266 154,514 | 819 386,400 | |
| | 山形 | 668 489,678 | 67 68,903 | 16 14,504 | 104 93,889 | 194 125,869 | 42 33,923 | 189 103,569 | 35 25,769 | | 18 20,552 | 3 2,700 | | | |
| | 福島 | 6,439 6,273,651 | 353 377,541 | 592 661,526 | 804 850,166 | 1,047 738,417 | 1,376 788,364 | 376 176,917 | 251 246,043 | 27 38,302 | 277 359,438 | 449 604,440 | 405 599,851 | 482 832,646 | |
| | 千葉 | 112 75,751 | 15 12,722 | | 18 16,794 | 48 32,930 | 31 13,305 | | | | | | | | |
| | 東京 | 42 128,985 | | | | | | | | 12 31,320 | | | 3 9,558 | 27 88,107 | |
| | 宮崎 | 25 55,026 | | 25 55,026 | | | | | | | | | | | |
| | 計 | 57,147 49,960,037 | 3,491 3,838,945 | 2,114 2,738,118 | 4,444 5,082,248 | 8,655 5,899,285 | 9,897 5,225,923 | 10,914 5,433,928 | 3,077 2,911,465 | 1,705 2,322,055 | 2,256 2,819,207 | 2,890 3,644,222 | 3,879 4,603,049 | 3,825 5,441,592 | |
| | 平均単価 | 874 | 1,100 | 1,295 | 1,144 | 682 | 528 | 498 | 946 | 1,362 | 1,250 | 1,261 | 1,187 | 1,423 | |
| | まがれい | 秋田 | 6,776 5,043,387 | 153 134,898 | 814 696,703 | 2,233 1,475,043 | 663 390,514 | 233 150,207 | 632 414,351 | 28 14,537 | 5 3,402 | 1,019 807,758 | 566 516,811 | 298 309,892 | 132 129,271 |
| | | 北海道 | 41,215 18,758,635 | 1,971 1,214,136 | 2,997 1,901,493 | 3,750 1,367,107 | 8,078 2,928,468 | 7,815 2,789,267 | 3,430 1,405,457 | 911 419,601 | 533 399,200 | 1,305 808,652 | 518 396,596 | 3,312 1,976,131 | 6,595 3,152,527 |
| | | 青森 | 1,519 1,038,562 | 27 20,040 | 318 258,922 | 574 320,032 | 87 42,204 | 3 983 | | 273 184,664 | 200 179,539 | 26 25,925 | | 3 1,620 | 8 4,633 |
| | | 宮城 | 3,884 2,523,263 | | 92 70,200 | 85 46,364 | 160 44,577 | | | 185 112,860 | 1,659 1,303,668 | 490 244,080 | | 853 520,452 | 360 181,062 |
| 山形 | | 741 378,934 | 26 20,202 | 47 26,935 | 534 250,315 | 68 29,177 | 9 6,038 | 21 13,835 | | | 13 12,117 | 3 3,208 | 20 17,107 | | |

品目別出荷地別月別取扱高(鮮魚)

令和3年1月～令和3年12月

上段 = 数量、下段 = 金額
単位：数量 = kg、金額 = 円

| 品目名 | 出荷地 | 合計 | 1月 | 2月 | 3月 | 4月 | 5月 | 6月 | 7月 | 8月 | 9月 | 10月 | 11月 | 12月 |
|------------|------------|------------|-----------|-----------|-----------|-----------|-----------|-----------|-----------|-----------|-----------|-----------|-----------|-----------|
| まがれい | | 4,765 | 253 | 970 | 978 | 360 | 355 | 68 | 474 | | 255 | 588 | 363 | 101 |
| | 福島 | 2,881,217 | 178,794 | 591,645 | 507,572 | 146,065 | 141,546 | 30,768 | 369,585 | | 172,767 | 442,166 | 235,747 | 64,562 |
| | 計 | 58,899 | 2,430 | 5,238 | 8,154 | 9,416 | 8,414 | 4,152 | 1,870 | 2,398 | 3,108 | 1,675 | 4,848 | 7,196 |
| | 平均単価 | 30,623,998 | 1,568,070 | 3,545,898 | 3,966,433 | 3,581,005 | 3,088,041 | 1,864,411 | 1,101,247 | 1,885,809 | 2,071,299 | 1,358,781 | 3,060,949 | 3,532,055 |
| なめたがれい | | 520 | 645 | 677 | 486 | 380 | 367 | 449 | 589 | 787 | 667 | 811 | 631 | 491 |
| | 秋田 | 6,640 | 118 | 603 | 2,630 | 1,495 | 495 | 877 | 212 | | 61 | 30 | 61 | 58 |
| | 4,601,827 | 100,722 | 505,719 | 2,051,355 | 776,613 | 293,651 | 573,025 | 166,599 | | 61,824 | 13,173 | 32,119 | 27,027 | |
| | 北海道 | 62,681 | 2,264 | 999 | 1,866 | 6,795 | 7,269 | 10,004 | 6,364 | 4,849 | 6,349 | 2,863 | 6,340 | 6,719 |
| | 41,927,763 | 1,908,458 | 902,471 | 1,475,280 | 3,852,544 | 4,190,549 | 5,383,262 | 3,753,315 | 3,478,184 | 4,385,670 | 2,236,682 | 4,661,381 | 5,699,967 | |
| | 青森 | 14,414 | 1,982 | 2,574 | 4,565 | 1,868 | 1,968 | 781 | 320 | | | 4 | 189 | 163 |
| | 10,109,930 | 1,451,533 | 2,409,281 | 2,987,753 | 1,083,895 | 1,110,990 | 467,972 | 260,539 | | | 4,450 | 163,277 | 170,240 | |
| | 岩手 | 1,329 | 46 | | 447 | 204 | 168 | 15 | 5 | 5 | | 5 | 29 | 405 |
| | 694,495 | 31,082 | | 198,477 | 61,879 | 54,265 | 4,730 | 3,240 | 3,629 | | 1,555 | 32,140 | 303,498 | |
| | 宮城 | 3,725 | 442 | 378 | 960 | 117 | 191 | | 40 | | 5 | 72 | 110 | 1,410 |
| | 3,653,862 | 453,325 | 331,451 | 559,824 | 56,862 | 68,850 | | 19,548 | | | 3,240 | 95,720 | 169,881 | 1,895,161 |
| | 山形 | 1,635 | 119 | 154 | 323 | 362 | 189 | 180 | | | 9 | 163 | 71 | 65 |
| | 714,517 | 53,248 | 63,831 | 132,452 | 125,956 | 89,687 | 88,191 | | | | 4,644 | 88,932 | 40,409 | 27,167 |
| 福島 | 6,695 | 340 | 1,081 | 2,026 | 224 | 69 | 18 | | | 270 | 493 | 1,124 | 1,050 | |
| 5,519,886 | 224,025 | 1,049,972 | 1,506,492 | 121,970 | 21,546 | 9,137 | | | | 229,963 | 492,797 | 1,011,897 | 852,087 | |
| 計 | 97,118 | 5,311 | 5,789 | 12,818 | 11,067 | 10,348 | 11,876 | 6,940 | 4,854 | 6,693 | 3,629 | 7,924 | 9,869 | |
| 67,222,280 | 4,222,393 | 5,262,725 | 8,911,633 | 6,079,719 | 5,829,538 | 6,526,317 | 4,203,241 | 3,481,813 | 4,685,341 | 2,933,309 | 6,111,104 | 8,975,147 | | |
| 平均単価 | 692 | 795 | 909 | 695 | 549 | 563 | 550 | 606 | 717 | 700 | 808 | 771 | 909 | |
| すながれい | | 2,596 | | | 484 | 70 | 7 | 670 | | | | 595 | 770 | |
| | 北海道 | 774,681 | | | 130,478 | 12,614 | 1,512 | 175,451 | | | | 192,294 | 262,332 | |
| | 計 | 2,596 | | | 484 | 70 | 7 | 670 | | | | 595 | 770 | |
| | 774,681 | | | 130,478 | 12,614 | 1,512 | 175,451 | | | | | 192,294 | 262,332 | |
| 平均単価 | 298 | | | 270 | 180 | 216 | 262 | | | | 323 | 341 | | |
| みずがれい | | 9,417 | 26 | 130 | 2,163 | 2,910 | 800 | 419 | 56 | | 1,289 | 699 | 866 | 59 |
| | 秋田 | 5,053,191 | 23,395 | 89,747 | 1,262,370 | 1,230,409 | 349,303 | 201,997 | 30,340 | | 785,134 | 505,259 | 524,832 | 50,405 |
| | 北海道 | 891 | 240 | 46 | 43 | 88 | 383 | 83 | 8 | | | | | |
| | 241,381 | 75,664 | 14,013 | 14,369 | 23,252 | 92,240 | 19,791 | 2,052 | | | | | | |
| | 青森 | 8,663 | 1,285 | 2,625 | 1,627 | 1,129 | 941 | 134 | 183 | 24 | 15 | | 86 | 614 |
| | 3,926,198 | 680,917 | 1,373,702 | 623,314 | 362,316 | 291,835 | 48,789 | 85,696 | 14,433 | 12,582 | | 73,472 | 359,142 | |
| | 岩手 | 479 | | | | | | | 70 | 5 | 18 | 25 | 134 | 227 |
| | 232,903 | | | | | | | | 39,150 | 2,160 | 6,750 | 12,452 | 66,647 | 105,744 |
| | 山形 | 936 | 55 | 115 | 215 | 155 | 78 | 87 | | | | 43 | 129 | 59 |
| 317,898 | 22,568 | 34,383 | 66,723 | 44,120 | 21,211 | 25,077 | | | | | 23,915 | 57,552 | 22,349 | |
| 福島 | 1,372 | 37 | 92 | 3 | 31 | 23 | 3 | 12 | | 198 | 271 | 304 | 398 | |
| 626,083 | 11,988 | 35,322 | 1,296 | 7,144 | 6,421 | 1,134 | 7,388 | | | 94,019 | 133,586 | 153,946 | 173,839 | |

品目別出荷地別月別取扱高(鮮魚)

令和3年1月～令和3年12月

上段 = 数量、下段 = 金額
単位：数量 = kg、金額 = 円

| 品目名 | 出荷地 | 合計 | 1月 | 2月 | 3月 | 4月 | 5月 | 6月 | 7月 | 8月 | 9月 | 10月 | 11月 | 12月 |
|---------|------|------------------------|----------------------|----------------------|----------------------|----------------------|----------------------|----------------------|---------------------|--------------------|----------------------|---------------------|----------------------|----------------------|
| みずがれい | 計 | 21,757 10,397,654 | 1,643 814,532 | 3,009 1,547,167 | 4,053 1,968,072 | 4,312 1,667,241 | 2,224 761,010 | 725 296,788 | 329 164,626 | 29 16,593 | 1,520 898,485 | 1,038 675,212 | 1,519 876,449 | 1,356 711,479 |
| | 平均単価 | 478 | 496 | 514 | 486 | 386 | 342 | 409 | 501 | 582 | 591 | 650 | 577 | 525 |
| その他かれい類 | 秋田 | 10,616 7,773,123 | 700 470,613 | 443 230,175 | 876 578,996 | 1,152 582,650 | 769 428,701 | 1,311 877,639 | 498 407,638 | 171 103,720 | 1,820 1,648,575 | 1,774 1,623,922 | 895 722,482 | 207 98,012 |
| | 北海道 | 86,768 82,951,568 | 4,885 5,354,530 | 5,073 6,056,364 | 7,000 6,832,482 | 10,101 8,802,680 | 9,609 8,182,321 | 8,133 6,880,850 | 8,491 8,039,299 | 6,114 6,096,879 | 6,899 7,509,162 | 7,030 7,515,688 | 7,336 6,206,006 | 6,097 5,475,307 |
| | 青森 | 8,474 4,993,645 | 1,231 676,873 | 713 316,450 | 1,087 441,984 | 218 112,681 | 699 323,624 | 1,688 1,033,286 | 761 468,195 | 356 257,158 | 329 274,934 | 423 343,749 | 619 500,907 | 350 243,804 |
| | 岩手 | 6,112 3,576,494 | 444 218,393 | 179 102,363 | 492 345,513 | 1,076 641,062 | 1,623 881,420 | 1,218 673,293 | 186 80,568 | | 21 12,231 | 10 5,373 | 343 351,977 | 520 264,301 |
| | 宮城 | 11,022 8,305,874 | 240 100,656 | 392 219,931 | 2,931 2,312,610 | 2,700 1,949,031 | 1,392 947,333 | 1,309 735,710 | 127 88,128 | 116 144,310 | 1,388 1,310,818 | 198 175,592 | 131 151,460 | 98 170,295 |
| | 山形 | 776 583,473 | 226 160,598 | 89 81,114 | 132 97,614 | 83 31,677 | 20 12,571 | 199 184,741 | 22 12,625 | | 2 864 | | 3 1,669 | |
| | 福島 | 5,197 3,623,454 | 290 211,963 | 222 212,079 | 458 241,235 | 788 494,011 | 995 634,142 | 892 473,278 | | | 516 423,650 | 188 154,070 | 377 339,278 | 471 439,748 |
| | 計 | 128,963 111,807,631 | 8,016 7,193,626 | 7,110 7,218,476 | 12,976 10,850,434 | 16,116 12,613,792 | 15,109 11,410,112 | 14,751 10,858,797 | 10,085 9,096,453 | 6,757 6,602,067 | 10,974 11,180,234 | 9,623 9,818,394 | 9,704 8,273,779 | 7,742 6,691,467 |
| | 平均単価 | 867 | 897 | 1,015 | 836 | 783 | 755 | 736 | 902 | 977 | 1,019 | 1,020 | 853 | 864 |
| | まだら | 秋田 | 96,650 27,066,719 | 21,836 7,677,899 | 12,399 3,466,142 | 25,980 4,565,263 | 2,915 640,022 | 645 139,513 | 2,462 345,139 | 103 23,803 | | 4,335 1,532,220 | 9,471 3,374,446 | 7,130 2,068,736 |
| 北海道 | | 48,472 22,227,324 | 3,589 1,835,682 | 3,731 1,519,930 | 2,542 1,260,427 | 3,205 1,412,045 | 2,084 797,526 | 939 562,012 | 1,673 1,170,972 | 1,308 1,346,663 | 1,007 1,018,224 | 4,677 2,138,544 | 9,843 4,345,937 | 13,874 4,819,362 |
| 青森 | | 105,832 52,073,381 | 28,360 11,411,537 | 22,187 8,549,035 | 5,798 2,283,436 | 2,682 1,979,951 | 1,326 1,282,433 | 1,230 1,202,040 | 970 941,220 | 722 786,672 | 2,288 2,053,816 | 4,970 3,535,506 | 13,273 6,946,685 | 22,026 11,101,050 |
| 岩手 | | 9,370 5,434,392 | 3,625 1,797,754 | 2,248 1,316,918 | 1,045 747,159 | 461 316,433 | 587 396,328 | 306 198,936 | 80 46,526 | | 6 5,184 | 90 82,674 | 300 228,069 | 622 298,411 |
| 宮城 | | 12,638 7,679,875 | 3,508 1,146,186 | 1,851 1,222,962 | 1,796 1,230,420 | 1,314 961,146 | 753 546,086 | 352 256,860 | 239 163,340 | 97 90,126 | 386 383,044 | 677 522,882 | 975 693,677 | 690 463,146 |
| 山形 | | 2,507 1,128,737 | 1,209 440,176 | 863 221,614 | 4 5,152 | 82 16,093 | 99 31,174 | 71 37,195 | | | 92 188,335 | 52 102,004 | 31 81,616 | 4 5,378 |
| 福島 | | 179 64,449 | 109 26,822 | 1 2,160 | | | | | | | 20 8,208 | 45 25,704 | | 4 1,555 |
| 新潟 | | 174 42,401 | | 174 42,401 | | | | | | | | | | |
| 計 | | 275,821 115,717,278 | 62,240 24,336,056 | 43,454 16,341,162 | 37,163 10,091,857 | 10,658 5,325,690 | 5,494 3,193,060 | 5,359 2,602,182 | 3,065 2,345,861 | 2,127 2,223,461 | 8,133 5,189,031 | 19,982 9,781,760 | 31,551 14,364,720 | 46,595 19,922,438 |
| 平均単価 | | 420 | 391 | 376 | 272 | 500 | 581 | 486 | 765 | 1,045 | 638 | 490 | 455 | 428 |

品目別出荷地別月別取扱高(鮮魚)

令和3年1月～令和3年12月

上段 = 数量、下段 = 金額
単位：数量 = kg、金額 = 円

| 品目名 | 出荷地 | 合計 | 1月 | 2月 | 3月 | 4月 | 5月 | 6月 | 7月 | 8月 | 9月 | 10月 | 11月 | 12月 |
|--------|------|-----------------------|---------------------|---------------------|--------------------|--------------------|--------------------|--------------------|--------------------|--------------------|--------------------|--------------------|----------------------|----------------------|
| 開たら | 秋田 | 146 121,014 | | 121 104,004 | 25 17,010 | | | | | | | | | |
| | 北海道 | 48,313 35,209,976 | 5,365 3,407,994 | 2,915 1,903,338 | 1,605 1,160,406 | 3,140 2,265,732 | 2,560 1,870,668 | 2,340 1,631,934 | 2,400 1,925,694 | 1,910 2,231,388 | 2,784 2,946,024 | 7,165 4,799,250 | 8,219 5,616,464 | 7,910 5,451,084 |
| | 青森 | 1,963 1,248,089 | | | 200 132,516 | | | | | | 36 30,454 | | 207 103,291 | 1,520 981,828 |
| | 岩手 | 1,090 689,985 | 309 201,960 | 536 341,064 | 245 146,961 | | | | | | | | | |
| | 宮城 | 50,226 42,724,594 | 8,276 6,234,610 | 7,420 5,470,545 | 6,204 4,896,008 | 2,182 2,036,114 | 1,710 1,784,136 | 1,746 1,813,462 | 1,674 1,754,019 | 1,830 1,913,544 | 1,783 1,968,592 | 2,556 2,616,678 | 7,591 6,223,230 | 7,254 6,013,656 |
| | 計 | 101,738 79,993,658 | 13,950 9,844,564 | 10,993 7,818,951 | 8,279 6,352,901 | 5,322 4,301,846 | 4,270 3,654,804 | 4,086 3,445,396 | 4,074 3,679,713 | 3,740 4,144,932 | 4,603 4,945,070 | 9,721 7,415,928 | 16,017 11,942,985 | 16,683 12,446,568 |
| | 平均単価 | 786 | 706 | 711 | 767 | 808 | 856 | 843 | 903 | 1,108 | 1,074 | 763 | 746 | 746 |
| その他たら類 | 秋田 | 95 28,660 | | | | | 21 4,536 | 23 7,560 | | | | 20 8,165 | 21 6,671 | 10 1,728 |
| | 北海道 | 656 210,816 | 350 77,976 | 84 13,608 | | | | | | | 12 22,032 | | | 210 97,200 |
| | 青森 | 96 12,312 | | | | | | | | 96 12,312 | | | | |
| | 岩手 | 83 45,252 | | | 20 11,232 | 63 34,020 | | | | | | | | |
| | 宮城 | 11 2,080 | | | | | | | | | | | | 11 2,080 |
| | 福島 | 4 7,128 | | | | | | | | | | | 4 7,128 | |
| | 計 | 944 306,248 | 349 77,976 | 84 13,608 | 20 11,232 | 63 34,020 | 21 4,536 | 23 7,560 | | | 96 12,312 | 12 22,032 | 20 8,165 | 25 13,799 |
| 平均単価 | 324 | 223 | 162 | 562 | 540 | 216 | 336 | | | 128 | 1,836 | 410 | 545 | 438 |
| ほっけ | 秋田 | 6,688 3,449,321 | 190 111,796 | 395 240,971 | 1,002 524,445 | 1,590 767,589 | 732 363,733 | 367 131,463 | 155 109,186 | 73 83,902 | 491 268,578 | 862 468,823 | 720 299,007 | 111 79,828 |
| | 北海道 | 6,134 1,752,163 | 238 48,005 | 454 192,120 | 613 250,549 | 1,911 355,620 | 76 35,791 | 34 21,816 | 50 26,417 | 206 89,370 | 216 94,467 | 487 173,815 | 1,280 325,771 | 569 138,422 |
| | 青森 | 4,034 1,220,199 | 33 9,234 | 766 190,409 | 943 257,508 | 1,558 527,122 | 555 156,422 | 116 50,220 | 46 24,327 | | | | 17 4,957 | |
| | 岩手 | 194 77,177 | | | | | | | | | | | 84 36,375 | 110 40,802 |
| | 宮城 | 160 48,557 | | | | 20 6,480 | | | | | 60 13,997 | | | 80 28,080 |
| | 山形 | 351 154,583 | | | | 24 2,592 | 10 10,800 | 149 87,083 | | | | 28 12,744 | 140 41,364 | |
| | 計 | | | | | | | | | | | | | |

品目別出荷地別月別取扱高(鮮魚)

令和3年1月～令和3年12月

上段 = 数量、下段 = 金額
単位：数量 = kg、金額 = 円

| 品目名 | 出荷地 | 合計 | 1月 | 2月 | 3月 | 4月 | 5月 | 6月 | 7月 | 8月 | 9月 | 10月 | 11月 | 12月 | |
|------|-------|------------------------|----------------------|--------------------|---------------------|--------------------|--------------------|--------------------|---------------------|--------------------|--------------------|--------------------|---------------------|------------------------|--------------------|
| ほっけ | 計 | 17,561 6,702,000 | 461 169,035 | 1,614 623,500 | 2,558 1,032,502 | 5,105 1,659,403 | 1,373 566,746 | 666 290,582 | 251 159,930 | 279 173,272 | 767 377,042 | 1,377 655,382 | 2,241 707,474 | 869 287,132 | |
| | 平均単価 | 382 | 366 | 386 | 404 | 325 | 413 | 436 | 638 | 622 | 491 | 476 | 316 | 330 | |
| はたはた | 秋田 | 105,169 115,586,769 | 1,185 807,290 | 819 578,055 | 5,382 2,341,783 | 3,596 1,700,819 | 888 775,139 | 160 95,288 | 4,253 582,660 | 23 41,364 | 386 464,650 | 1,214 2,142,862 | 1,511 2,693,308 | 85,752 103,363,551 | |
| | 北海道 | 8,508 12,755,191 | | | 165 36,828 | 11 4,158 | | | 60 757 | 421 704,851 | 275 379,837 | 269 328,385 | 4,185 6,680,060 | 2,365 4,261,000 | |
| | 青森 | 27,406 28,650,774 | 11 6,458 | | | 300 85,757 | | | | | | | | 27,095 28,558,559 | |
| | 山形 | 26,710 25,003,948 | 1,338 869,615 | 2,113 1,267,980 | 7,153 3,468,312 | 2,256 1,232,225 | 2,612 2,028,463 | 660 492,130 | | | | 1,226 1,259,895 | 2,025 3,158,211 | 2,208 4,675,510 | 5,119 6,551,607 |
| | 新潟 | 179 245,430 | | | | | | | | | | | | 179 245,430 | |
| | 石川 | 5,560 5,093,917 | | | | | 635 427,032 | 2,040 1,404,324 | 525 304,560 | | | 2,265 2,811,769 | 95 146,232 | | |
| | 兵庫 | 2,914 3,562,272 | | | 414 364,608 | 1,076 1,227,420 | 736 833,436 | 16 25,920 | | | | 660 1,086,372 | 12 24,516 | | |
| | 計 | 176,446 190,898,301 | 2,533 1,683,363 | 2,932 1,846,035 | 13,113 6,211,531 | 7,239 4,250,379 | 4,871 4,064,070 | 2,936 2,109,030 | 5,535 1,592,071 | 444 421,201 | 4,812 5,951,071 | 3,615 5,740,525 | 8,083 14,294,308 | 120,333 142,734,717 | |
| | 平均単価 | 1,082 | 664 | 630 | 474 | 587 | 834 | 718 | 288 | 949 | 1,237 | 1,588 | 1,769 | 1,186 | |
| | かながしら | 秋田 | 1,733 515,374 | 53 12,697 | 73 19,042 | 369 125,963 | 685 189,000 | 80 20,543 | 16 6,300 | 8 3,629 | | 118 38,259 | 189 49,188 | 64 25,288 | 78 25,465 |
| 青森 | | 13 5,967 | | 13 5,967 | | | | | | | | | | | |
| 岩手 | | 119 32,076 | 18 21,384 | | | | | | | | | 14 1,177 | 39 4,763 | 48 4,752 | |
| 宮城 | | 446 178,902 | 212 94,473 | 54 28,244 | | | 5 1,215 | 1 529 | 14 4,428 | 17 7,197 | 37 12,171 | 93 27,216 | 13 3,429 | | |
| 山形 | | 804 180,725 | 81 19,656 | 39 10,356 | 313 73,129 | 52 8,452 | | | 143 31,192 | 31 6,074 | 46 12,420 | 25 6,442 | 22 4,644 | 52 8,360 | |
| 福島 | | 1,167 358,984 | 97 23,976 | 46 11,745 | 90 20,059 | 240 53,377 | 302 107,532 | 44 15,719 | 5 1,431 | | 171 49,103 | 16 4,320 | 81 24,083 | 75 47,639 | |
| 千葉 | | 120 71,124 | | | 60 39,658 | 60 31,466 | | | | | | | | | |
| 計 | | 4,402 1,343,152 | 462 172,186 | 224 75,354 | 833 258,809 | 1,035 282,295 | 387 129,290 | 62 22,548 | 170 40,680 | 48 13,271 | 372 111,953 | 337 88,343 | 219 62,207 | 253 86,216 | |
| 平均単価 | | 305 | 373 | 337 | 311 | 272 | 334 | 366 | 239 | 276 | 301 | 262 | 285 | 340 | |
| まだい | | 秋田 | 46,220 30,762,038 | 933 809,076 | 337 343,838 | 556 521,809 | 2,331 1,538,774 | 7,646 4,348,639 | 10,113 4,234,196 | 6,266 3,997,054 | 5,243 4,068,002 | 3,976 3,192,717 | 3,736 3,256,455 | 3,362 2,906,572 | 1,721 1,544,906 |

品目別出荷地別月別取扱高(鮮魚)

令和3年1月～令和3年12月

上段 = 数量、下段 = 金額
単位：数量 = kg、金額 = 円

| 品目名 | 出荷地 | 合計 | 1月 | 2月 | 3月 | 4月 | 5月 | 6月 | 7月 | 8月 | 9月 | 10月 | 11月 | 12月 | |
|-----|--------|------------------------|----------------------|----------------------|----------------------|----------------------|----------------------|----------------------|----------------------|----------------------|----------------------|----------------------|----------------------|----------------------|----------------|
| まだい | 北海道 | -7 -11,113 | -7 -11,113 | | | | | | | | | | | | |
| | 青森 | 65,994 28,713,487 | 840 494,301 | 928 583,939 | 1,153 753,391 | 639 422,558 | 11,641 5,490,846 | 36,308 10,935,278 | 3,539 2,009,132 | 2,600 1,803,431 | 1,512 1,046,781 | 1,129 898,695 | 2,778 1,890,314 | 2,927 2,384,821 | |
| | 岩手 | 887 1,105,577 | | | | | | 15 2,959 | 52 7,679 | 58 8,564 | 36 11,761 | 210 55,791 | 167 25,649 | 349 993,174 | |
| | 宮城 | 5,768 4,560,832 | 59 78,230 | 109 102,911 | 125 110,376 | 83 94,770 | 697 316,375 | 10 11,880 | 34 22,913 | 1,145 691,611 | 547 356,277 | 654 457,569 | 645 484,516 | 1,660 1,833,404 | |
| | 山形 | 14,754 9,876,432 | 832 607,542 | 1,423 1,066,319 | 3,584 2,988,189 | 4,353 2,904,150 | 627 278,080 | 942 388,400 | 816 390,855 | 347 177,130 | 552 274,144 | 373 196,694 | 493 287,034 | 412 317,895 | |
| | 福島 | 624 336,598 | | | | 97 55,723 | 61 29,882 | 84 28,435 | 3 648 | | 7 6,318 | 144 89,072 | 87 57,696 | 141 68,824 | |
| | 千葉 | 3,939 2,072,983 | 36 26,914 | | 783 356,559 | 1,817 1,117,312 | 188 114,926 | 104 38,880 | 448 118,152 | | | 563 300,240 | | | |
| | 東京 | 97,425 80,007,607 | 4,104 2,600,064 | 4,273 2,980,189 | 7,654 5,200,502 | 7,607 5,299,922 | 7,362 5,830,346 | 5,015 3,965,696 | 7,062 5,621,952 | 7,642 6,306,635 | 10,097 7,819,323 | 12,498 10,557,789 | 11,682 10,665,379 | 12,429 13,159,810 | |
| | 新潟 | 301 209,280 | | | | | 301 209,280 | | | | | | | | |
| | 石川 | 247 213,063 | | | | | 247 213,063 | | | | | | | | |
| | 愛知 | 23 32,562 | | | | | | | | | | | | 23 32,562 | |
| | 愛媛 | 24,752 22,191,854 | 4,310 3,062,442 | 6,163 4,154,832 | 3,883 2,616,165 | 1,263 1,179,597 | 935 885,552 | 841 930,408 | 928 1,067,739 | 1,739 2,592,907 | 914 991,958 | 848 1,008,982 | 977 1,343,462 | 1,951 2,357,810 | |
| | 福岡 | 51 43,006 | | | 51 43,006 | | | | | | | | | | |
| | 長崎 | 235 99,830 | | | | | 235 99,830 | | | | | | | | |
| | 熊本 | 36,177 27,739,641 | 424 228,765 | 1,407 903,009 | 3,669 2,310,412 | 4,634 2,903,591 | 1,816 1,217,870 | 2,018 1,451,052 | 3,207 2,303,854 | 5,608 4,149,363 | 1,684 1,308,415 | 2,009 1,735,819 | 3,319 2,971,640 | 6,382 6,255,851 | |
| | 宮崎 | 88 85,048 | | 12 28,652 | 17 20,304 | 22 15,422 | 24 8,164 | 4 1,134 | 4 2,948 | | | | | 5 8,424 | |
| | 計 | 297,477 208,038,725 | 11,532 7,896,221 | 14,653 10,163,689 | 21,475 14,920,713 | 23,081 15,631,649 | 31,544 18,943,023 | 55,453 21,988,318 | 22,360 15,542,926 | 24,381 19,797,643 | 19,324 15,007,694 | 22,164 18,557,106 | 23,511 20,632,262 | 27,999 28,957,481 | |
| | 平均単価 | 699 | 685 | 694 | 695 | 677 | 601 | 397 | 695 | 812 | 777 | 837 | 878 | 1,034 | |
| | その他たい類 | 秋田 | 11,593 17,458,674 | 248 325,272 | 318 501,181 | 690 1,107,969 | 1,061 1,575,986 | 751 968,640 | 1,702 2,316,985 | 1,125 1,276,942 | 894 1,684,656 | 1,865 3,000,628 | 1,426 2,272,052 | 1,080 1,607,261 | 433 821,102 |
| | | 青森 | 1,973 1,511,453 | 26 18,615 | 23 20,106 | 46 40,877 | 123 74,781 | 606 271,020 | 336 254,408 | 49 47,854 | 91 56,271 | 106 119,951 | 341 441,816 | 53 45,452 | 173 120,302 |
| 岩手 | | 40 15,596 | | | | | | 11 6,351 | 5 1,080 | | 24 8,165 | | | | |

品目別出荷地別月別取扱高(鮮魚)

令和3年1月～令和3年12月

上段 = 数量、下段 = 金額
単位：数量 = kg、金額 = 円

| 品目名 | 出荷地 | 合計 | 1月 | 2月 | 3月 | 4月 | 5月 | 6月 | 7月 | 8月 | 9月 | 10月 | 11月 | 12月 | |
|--------|------|------------------------|----------------------|----------------------|----------------------|----------------------|--------------------|--------------------|--------------------|--------------------|--------------------|--------------------|----------------------|----------------------|----------------|
| その他たい類 | 宮城 | 533 242,788 | 2 713 | | | | | | | 8 3,020 | 446 181,578 | 54 27,929 | | 23 29,548 | |
| | 山形 | 1,178 817,606 | 14 37,424 | 28 21,659 | 36 81,761 | 32 57,780 | 55 54,756 | 86 60,302 | 111 40,251 | 117 58,894 | 248 131,842 | 197 82,534 | 241 185,295 | 13 5,108 | |
| | 福島 | 70 25,447 | 4 1,782 | | 2 778 | | | 3 1,080 | 15 3,359 | | | 13 4,355 | | 29 12,214 | 4 1,879 |
| | 千葉 | 524 1,512,416 | 118 224,651 | 34 148,311 | 152 489,781 | 127 378,694 | 40 85,082 | 37 123,887 | | | | 16 62,010 | | | |
| | 東京 | 2,826 5,341,778 | 135 245,027 | 327 445,932 | 275 680,588 | 368 624,332 | 317 547,246 | 278 464,520 | | 221 360,657 | 158 324,932 | 146 271,859 | 136 283,686 | 179 383,359 | 286 709,640 |
| | 兵庫 | 60 18,144 | | | | | | | | | | | | 60 18,144 | |
| | 福岡 | 230 1,057,735 | 40 244,080 | 19 132,300 | 40 246,240 | 112 281,215 | 4 29,700 | 10 59,400 | | | | | | | 5 64,800 |
| | 計 | 19,029 28,001,637 | 586 1,097,564 | 749 1,269,489 | 1,242 2,647,994 | 1,823 2,992,788 | 1,776 1,957,524 | 2,475 3,289,212 | 1,511 1,726,784 | 1,269 2,127,773 | 2,865 3,780,388 | 2,154 3,108,017 | 1,642 2,251,725 | 937 1,752,379 | |
| | 平均単価 | 1,472 | 1,873 | 1,695 | 2,132 | 1,642 | 1,102 | 1,329 | 1,143 | 1,677 | 1,319 | 1,443 | 1,371 | 1,871 | |
| | やりいか | 秋田 | 5,801 7,533,730 | 1,020 1,285,467 | 1,593 2,058,294 | 1,592 2,352,576 | 756 932,870 | 226 323,226 | | | | 156 133,920 | 104 66,657 | 168 148,235 | 166 173,798 |
| 北海道 | | 681 587,430 | | | | 485 532,782 | | | | | 196 54,648 | | | | |
| 青森 | | 28,942 40,078,116 | 5,940 7,497,232 | 2,542 3,729,004 | 2,731 4,038,725 | 5,780 7,511,303 | 5,515 7,428,341 | 2,912 3,447,604 | 11 15,066 | | 84 68,796 | 69 99,052 | 748 1,070,273 | 2,610 5,172,720 | |
| 岩手 | | 14,356 17,308,344 | 1,844 2,080,373 | 1,094 1,244,926 | 123 140,066 | 243 347,433 | 673 916,631 | | | 762 696,531 | 1,659 1,055,006 | 1,407 1,017,211 | 1,625 2,307,589 | 4,926 7,502,578 | |
| 宮城 | | 36,921 23,229,181 | 4,328 2,685,107 | 7,318 4,825,267 | 860 724,027 | 1,292 1,161,972 | 231 193,536 | 81 87,480 | 81 87,480 | 3,346 2,269,620 | 3,398 1,878,660 | 5,503 2,686,398 | 6,196 4,050,810 | 4,287 2,578,824 | |
| 山形 | | 3,279 3,884,909 | 228 219,461 | 721 749,650 | 2,304 2,899,891 | 20 12,640 | | | | | | 6 3,267 | | | |
| 福島 | | 20,528 16,398,471 | 3,097 2,132,978 | 3,368 2,698,331 | 3,417 3,184,371 | 1,769 1,617,841 | 569 418,019 | 43 30,953 | | | 1,561 1,036,487 | 2,494 1,406,206 | 2,828 2,463,490 | 1,382 1,409,795 | |
| 茨城 | | 3,084 3,549,098 | 111 117,936 | 270 309,096 | 339 413,584 | 321 353,967 | 282 328,274 | 156 176,869 | 192 220,576 | 267 302,936 | 261 302,904 | 258 303,164 | 306 359,896 | 321 359,896 | |
| 千葉 | | 9 7,776 | | | | | 9 7,776 | | | | | | | | |
| 東京 | | 36 66,096 | | | | | | 12 22,032 | 12 22,032 | | | 12 22,032 | | | |
| 新潟 | | 176 309,239 | | | 176 309,239 | | | | | | | | | | |
| 計 | | 113,814 112,952,390 | 16,568 16,018,554 | 16,908 15,614,568 | 11,546 14,062,479 | 10,665 12,470,808 | 7,505 9,615,803 | 3,204 3,764,938 | 296 345,154 | 4,530 3,403,007 | 7,263 4,463,158 | 9,915 5,685,565 | 11,868 10,425,856 | 13,546 17,082,500 | |

品目別出荷地別月別取扱高(鮮魚)

令和3年1月～令和3年12月

上段 = 数量、下段 = 金額
単位：数量 = kg、金額 = 円

| 品目名 | 出荷地 | 合計 | 1月 | 2月 | 3月 | 4月 | 5月 | 6月 | 7月 | 8月 | 9月 | 10月 | 11月 | 12月 | |
|-------------|------|-----------------------|--------------------|---------------------|--------------------|--------------------|--------------------|----------------------|----------------------|----------------------|---------------------|--------------------|--------------------|------------------|--------------|
| やりいか まいか | 平均単価 | 992 | 967 | 924 | 1,218 | 1,169 | 1,281 | 1,175 | 1,165 | 751 | 614 | 573 | 878 | 1,261 | |
| | 秋田 | 28,566 28,389,120 | 277 600,916 | 358 1,175,419 | 274 321,261 | 211 969,229 | 11 7,041 | 10,912 5,975,243 | 8,050 7,259,603 | 3,931 4,142,157 | 4,034 5,929,959 | 358 1,361,482 | 134 588,988 | 16 57,822 | |
| | 北海道 | 536 347,501 | 24 6,480 | 424 84,240 | 24 10,109 | | | | | | | | 52 240,840 | 12 5,832 | |
| | 青森 | 27,842 32,266,189 | 1,439 1,543,082 | 325 276,729 | 65 76,097 | 4 14,785 | 816 744,682 | 303 501,045 | 8,541 7,156,290 | 9,071 8,188,776 | 3,372 4,328,729 | 2,166 4,669,769 | 1,593 4,142,505 | 147 623,700 | |
| | 岩手 | 510 228,690 | 344 152,820 | | | | 15 7,290 | | 74 28,836 | 32 14,580 | 20 7,020 | 25 18,144 | | | |
| | 宮城 | 11,693 11,502,260 | | 925 912,330 | 1,186 1,434,511 | | | | 942 667,376 | 4,238 3,719,401 | 2,732 3,307,558 | 976 995,647 | 330 221,574 | 354 186,623 | 10 57,240 |
| | 山形 | 11,123 9,979,517 | 524 590,652 | 614 743,580 | 300 395,766 | | 631 705,974 | 7,019 5,969,562 | 1,694 943,511 | | | 216 132,084 | 52 201,420 | 73 296,968 | |
| | 福島 | 1,187 1,411,381 | 188 196,884 | 3 1,836 | | | | | | | | 364 462,748 | 222 301,605 | 407 441,029 | 3 7,279 |
| | 茨城 | 2,814 3,451,021 | 180 220,644 | 249 305,046 | 309 378,108 | 336 414,234 | 276 340,362 | 222 272,743 | 195 237,006 | 222 271,674 | 198 244,782 | 204 251,262 | 207 254,826 | 216 260,334 | |
| | 東京 | 1,230 1,330,776 | 40 43,200 | 80 86,400 | 335 364,824 | 120 129,600 | 80 86,400 | 95 101,952 | 80 86,400 | 80 86,400 | 40 43,200 | 40 43,200 | 80 86,400 | 160 172,800 | |
| | 新潟 | 9,319 17,178,055 | 377 1,572,207 | 3,581 7,066,130 | 407 1,584,380 | 507 1,891,060 | 6 23,328 | 1,528 1,783,780 | 2,680 2,850,487 | 30 123,984 | | 29 71,384 | 123 153,412 | 51 57,903 | |
| | 石川 | 1,000 803,065 | | | | | 240 202,608 | 760 600,457 | | | | | | | |
| | 福岡 | 55 59,400 | | 55 59,400 | | | | | | | | | | | |
| | 計 | 95,875 106,946,975 | 3,394 4,926,885 | 6,614 10,711,110 | 2,900 4,565,056 | 1,193 3,426,198 | 2,059 2,110,395 | 21,855 15,900,994 | 25,512 22,267,278 | 16,086 16,127,569 | 9,224 12,155,293 | 3,452 7,362,536 | 2,971 6,150,751 | 615 1,242,910 | |
| その他のか類 | 平均単価 | 1,115 | 1,452 | 1,620 | 1,574 | 2,872 | 1,025 | 728 | 873 | 1,003 | 1,318 | 2,133 | 2,070 | 2,021 | |
| | 秋田 | 10,729 12,058,817 | 228 220,972 | 130 115,604 | 595 567,415 | 1,287 1,148,210 | 2,292 1,570,383 | 2,018 2,080,897 | 355 718,759 | 376 907,539 | 500 503,276 | 1,851 2,698,030 | 1,094 1,523,423 | 3 4,309 | |
| | 北海道 | 830 741,600 | 70 60,588 | 35 87,896 | 110 119,362 | 48 54,432 | 249 113,487 | 8 7,171 | 133 63,180 | 20 34,128 | 47 34,280 | 36 46,656 | 74 120,420 | | |
| | 青森 | 1,656 2,152,865 | 8 9,072 | | | 38 32,822 | 27 45,332 | 60 93,028 | | | | 912 927,342 | 508 796,026 | 103 249,243 | |
| | 岩手 | 211 113,913 | | | | | 3 2,317 | | | | | 55 45,748 | 74 39,085 | 79 26,763 | |
| | 宮城 | 2,168 1,125,186 | 1,247 632,534 | 622 309,484 | 299 183,168 | | | | | | | | | | |
| | 山形 | 2,689 1,448,661 | 130 63,677 | 126 57,545 | 814 433,150 | 1,037 600,421 | 277 200,906 | 296 89,711 | | | | | 9 3,251 | | |

品目別出荷地別月別取扱高(鮮魚)

令和3年1月～令和3年12月

上段 = 数量、下段 = 金額
単位：数量 = kg、金額 = 円

| 品目名 | 出荷地 | 合計 | 1月 | 2月 | 3月 | 4月 | 5月 | 6月 | 7月 | 8月 | 9月 | 10月 | 11月 | 12月 | |
|--------|------|----------------------|---------------------|---------------------|---------------------|---------------------|--------------------|--------------------|------------------|------------------|--------------------|--------------------|--------------------|----------------|------------------|
| その他いか類 | 福島 | 845 535,987 | 19 11,016 | 40 24,867 | 32 20,736 | 293 195,750 | 275 165,569 | 71 45,684 | | | 22 14,024 | | | 93 58,341 | |
| | 茨城 | 3,210 2,851,200 | 252 219,672 | 252 225,828 | 303 271,350 | 270 239,760 | 261 232,146 | 270 240,570 | 279 247,536 | 252 224,208 | 252 223,884 | 279 247,536 | 279 248,346 | 261 230,364 | |
| | 東京 | 5 29,700 | | | | | 5 29,700 | | | | | | | | |
| | 富山 | 2,774 3,727,492 | 8 24,192 | 360 192,510 | 1,296 1,651,375 | 764 1,289,855 | 314 477,112 | | 8 24,192 | | | 16 44,064 | 8 24,192 | | |
| | 愛知 | 118 153,738 | 14 22,507 | 2 4,752 | 17 27,378 | 36 44,755 | 26 23,933 | 8 3,780 | | | | | 6 9,720 | 9 16,913 | |
| | 兵庫 | 12,012 5,456,274 | 388 509,544 | 1,364 926,100 | 5,158 1,912,557 | 3,592 1,437,285 | 1,454 619,596 | 56 51,192 | | | | | | | |
| | 福岡 | 168 733,689 | | | 64 208,700 | 88 422,260 | 14 81,129 | | | | 2 21,600 | | | | |
| | 計 | 37,415 31,129,122 | 2,364 1,773,774 | 2,931 1,944,586 | 8,687 5,395,191 | 7,455 5,465,550 | 5,198 3,561,610 | 2,786 2,612,033 | 775 1,053,667 | 650 1,187,475 | 821 775,464 | 3,150 4,009,376 | 2,052 2,764,463 | 546 585,933 | |
| | 平均単価 | 832 | 750 | 663 | 621 | 733 | 685 | 937 | 1,360 | 1,826 | 945 | 1,273 | 1,347 | 1,073 | |
| | にしん | 秋田 | 76 44,993 | | 40 35,856 | | | | | | | | | | 36 9,137 |
| 北海道 | | 50,173 18,998,231 | 5,547 2,719,346 | 6,941 3,485,600 | 11,548 3,974,880 | 10,466 2,583,401 | 3,704 1,227,789 | 1,178 294,452 | 707 290,683 | 1,766 851,343 | 2,490 1,320,147 | 4,145 1,537,027 | 1,044 474,246 | 637 239,317 | |
| 青森 | | 177 69,627 | 120 45,165 | 45 21,870 | | | | | | | | 12 2,592 | | | |
| 岩手 | | 195 101,396 | 75 34,236 | | | | | | | | | | | 120 67,160 | |
| 宮城 | | 10,352 4,010,531 | 215 196,020 | 6,185 2,545,398 | 3,574 1,175,067 | | 32 7,776 | 236 42,206 | | | | 110 44,064 | | | |
| 計 | | 60,972 23,224,778 | 5,957 2,994,767 | 13,211 6,088,724 | 15,121 5,149,947 | 10,466 2,583,401 | 3,736 1,235,565 | 1,414 336,658 | 707 290,683 | 1,766 851,343 | 2,490 1,320,147 | 4,267 1,583,683 | 1,044 474,246 | 793 315,614 | |
| 平均単価 | | 381 | 503 | 461 | 341 | 247 | 331 | 238 | 411 | 482 | 530 | 371 | 454 | 398 | |
| まだこ | | 秋田 | 4,031 4,777,142 | 462 513,031 | 483 609,310 | 964 1,033,719 | 813 959,153 | 241 297,336 | 182 221,622 | 81 123,957 | 159 242,590 | 110 151,870 | 198 231,550 | 269 336,164 | 69 56,840 |
| | | 北海道 | 8,557 10,821,690 | 1,297 1,174,531 | 568 587,908 | 699 856,171 | 978 1,144,551 | 780 839,713 | 511 653,223 | 796 946,554 | 369 534,382 | 401 621,734 | 624 954,394 | 600 879,425 | 934 1,629,104 |
| | | 青森 | 1,360 1,068,290 | 142 101,027 | 123 45,332 | 392 157,766 | 32 13,051 | 15 12,258 | 155 187,142 | 275 342,284 | 110 128,109 | 72 56,919 | | 18 9,239 | 26 15,163 |
| | 岩手 | 791 931,151 | 116 125,901 | 131 162,843 | 150 151,740 | 58 62,009 | 20 23,760 | 35 36,180 | 85 102,600 | 160 214,650 | 30 42,120 | | | 6 9,348 | |
| | 宮城 | 882 1,216,158 | | 40 20,304 | 24 67,392 | 29 15,876 | 174 77,080 | 62 26,421 | 206 398,579 | 100 171,288 | 49 100,838 | 48 124,716 | 116 138,924 | 34 74,740 | |

品目別出荷地別月別取扱高(鮮魚)

令和3年1月～令和3年12月

上段 = 数量、下段 = 金額
単位：数量 = kg、金額 = 円

| 品目名 | 出荷地 | 合計 | 1月 | 2月 | 3月 | 4月 | 5月 | 6月 | 7月 | 8月 | 9月 | 10月 | 11月 | 12月 |
|--------|------------|------------|-----------|-----------|-----------|-----------|-----------|-----------|------------|------------|-----------|-----------|------------|------------|
| まだこ | | 241 | | 109 | 112 | 8 | | 12 | | | | | | |
| | 山形 | 160,790 | | 76,237 | 72,970 | 2,268 | | 9,315 | | | | | | |
| | 計 | 15,862 | 2,018 | 1,454 | 2,341 | 1,917 | 1,230 | 957 | 1,443 | 899 | 661 | 870 | 1,003 | 1,069 |
| | | 18,975,221 | 1,914,490 | 1,501,934 | 2,339,758 | 2,196,908 | 1,250,147 | 1,133,903 | 1,913,974 | 1,291,019 | 973,481 | 1,310,660 | 1,363,752 | 1,785,195 |
| その他たこ類 | 平均単価 | 1,196 | 949 | 1,033 | 999 | 1,146 | 1,016 | 1,185 | 1,327 | 1,437 | 1,472 | 1,507 | 1,360 | 1,670 |
| | 秋田 | 23,458 | 1,140 | 1,185 | 1,708 | 3,353 | 3,132 | 2,594 | 1,279 | 1,627 | 1,722 | 2,025 | 2,172 | 1,521 |
| | | 29,240,421 | 1,480,723 | 1,541,094 | 2,046,644 | 3,949,711 | 3,384,758 | 2,675,099 | 1,676,128 | 2,240,051 | 2,227,412 | 2,704,340 | 2,911,951 | 2,402,510 |
| | 北海道 | 12,386 | 579 | 506 | 653 | 425 | 248 | 342 | 1,617 | 888 | 935 | 553 | 1,794 | 3,846 |
| | | 24,689,598 | 500,747 | 535,135 | 598,693 | 449,729 | 263,428 | 313,739 | 1,524,149 | 727,971 | 839,535 | 434,398 | 2,354,119 | 16,147,955 |
| | 青森 | 28,326 | 731 | 895 | 1,164 | 420 | 895 | 1,280 | 1,160 | 16,836 | 1,342 | 619 | 1,130 | 1,854 |
| | | 32,115,564 | 852,367 | 1,019,930 | 1,289,844 | 478,650 | 1,022,436 | 1,508,166 | 1,357,906 | 16,360,769 | 1,740,042 | 774,630 | 1,975,590 | 3,735,234 |
| | 岩手 | 12 | | | | | | 12 | | | | | | |
| | | 11,372 | | | | | | 11,372 | | | | | | |
| | 宮城 | 5,029 | 371 | 407 | 473 | 420 | 350 | 310 | 360 | 380 | 524 | 466 | 490 | 478 |
| | | 4,959,705 | 344,262 | 380,597 | 462,240 | 387,115 | 339,476 | 299,122 | 347,684 | 366,984 | 429,635 | 413,834 | 475,470 | 713,286 |
| | 福島 | 8,663 | 651 | 885 | 789 | 1,028 | 795 | 717 | 794 | 611 | 624 | 453 | 570 | 746 |
| | | 8,072,745 | 578,896 | 685,677 | 639,447 | 813,273 | 634,047 | 617,016 | 693,630 | 515,052 | 525,215 | 370,548 | 547,560 | 1,452,384 |
| 茨城 | 400 | | 60 | | | | 60 | | 40 | | | | 240 | |
| | 112,320 | | 16,848 | | | | 16,848 | | 11,232 | | | | 67,392 | |
| 計 | 78,273 | 3,472 | 3,938 | 4,787 | 5,649 | 5,431 | 5,303 | 5,210 | 20,381 | 5,145 | 4,115 | 6,155 | 8,687 | |
| | 99,201,725 | 3,756,995 | 4,179,281 | 5,036,868 | 6,078,478 | 5,655,517 | 5,429,990 | 5,599,497 | 20,222,059 | 5,761,839 | 4,697,750 | 8,264,690 | 24,518,761 | |
| きんきん | 平均単価 | 1,267 | 1,082 | 1,061 | 1,052 | 1,076 | 1,041 | 1,024 | 1,075 | 992 | 1,120 | 1,142 | 1,343 | 2,822 |
| | 秋田 | 4,548 | 71 | 158 | 557 | 11 | 39 | 6 | 203 | 103 | 5 | 45 | 18 | 3,332 |
| | | 16,396,373 | 130,572 | 249,949 | 1,661,385 | 32,854 | 104,590 | 14,256 | 594,054 | 196,506 | 17,280 | 77,598 | 72,576 | 13,244,753 |
| | 北海道 | 6,047 | 442 | 193 | 675 | 698 | 87 | 131 | 481 | 199 | 275 | 306 | 1,062 | 1,498 |
| | | 20,885,410 | 1,318,531 | 437,383 | 1,629,880 | 1,600,004 | 248,622 | 403,471 | 1,419,045 | 851,827 | 689,958 | 1,086,630 | 3,222,359 | 7,977,700 |
| | 青森 | 674 | 7 | | 485 | | 7 | | 7 | 4 | 164 | | | |
| | | 1,482,569 | 27,799 | | 789,107 | | 15,444 | | 24,378 | 11,340 | 614,501 | | | |
| | 岩手 | 2,736 | 468 | 328 | 279 | 242 | 117 | 49 | 9 | | 28 | | 2 | 1,214 |
| | | 3,744,738 | 473,342 | 342,867 | 281,727 | 257,965 | 81,163 | 41,936 | 10,692 | | 20,282 | | 2,732 | 2,232,032 |
| | 宮城 | 1,424 | 18 | 15 | 251 | 68 | 85 | 120 | 131 | 59 | 398 | 94 | 137 | 48 |
| | | 4,417,252 | 44,064 | 55,728 | 546,838 | 262,656 | 300,883 | 333,525 | 525,150 | 234,036 | 809,892 | 467,554 | 608,689 | 228,237 |
| | 福島 | 665 | 126 | 230 | 222 | | | | | | | | | 87 |
| | | 1,278,128 | 279,872 | 445,737 | 371,532 | | | | | | | | | 180,987 |
| 東京 | 215 | 44 | 39 | 31 | 18 | | 15 | | | 45 | 23 | | | |
| | 350,665 | 81,648 | 68,040 | 48,373 | 26,244 | | 21,870 | | | 68,850 | 35,640 | | | |
| 計 | 16,310 | 1,177 | 963 | 2,501 | 1,038 | 334 | 320 | 831 | 363 | 915 | 468 | 1,219 | 6,181 | |
| | 48,555,135 | 2,355,828 | 1,599,704 | 5,328,842 | 2,179,723 | 750,702 | 815,058 | 2,573,319 | 1,293,709 | 2,220,763 | 1,667,422 | 3,906,356 | 23,863,709 | |
| 平均単価 | 2,977 | 2,001 | 1,662 | 2,131 | 2,101 | 2,248 | 2,544 | 3,097 | 3,562 | 2,428 | 3,561 | 3,204 | 3,861 | |

品目別出荷地別月別取扱高(鮮魚)

令和3年1月～令和3年12月

上段 = 数量、下段 = 金額
単位：数量 = kg、金額 = 円

| 品目名 | 出荷地 | 合計 | 1月 | 2月 | 3月 | 4月 | 5月 | 6月 | 7月 | 8月 | 9月 | 10月 | 11月 | 12月 |
|------|------|----------------------|--------------------|--------------------|----------------|------------------|--------------------|--------------------|------------------|------------------|------------------|------------------|--------------------|--------------------|
| めぬけ | 秋田 | 1,040 1,009,390 | 37 11,556 | 45 51,030 | 20 4,320 | | | | 217 225,558 | 391 390,550 | 160 160,920 | 100 97,848 | 40 36,720 | 30 30,888 |
| | 北海道 | 262 356,660 | 75 45,900 | | 7 30,370 | 3 7,830 | 34 88,300 | 12 22,809 | 41 98,886 | 14 25,056 | 37 15,185 | 39 22,324 | | |
| | 青森 | 282 584,699 | 27 83,350 | 4 12,366 | 2 6,059 | 2 7,258 | 13 38,383 | 39 102,150 | 35 97,772 | | 15 50,771 | 13 33,204 | 34 100,088 | 98 53,298 |
| | 宮城 | 844 543,705 | 45 65,610 | | 78 48,795 | 144 90,882 | 90 50,058 | 57 30,132 | 31 13,802 | | 93 84,240 | 141 77,404 | 165 82,782 | |
| | 計 | 2,429 2,494,454 | 183 206,416 | 49 63,396 | 107 89,544 | 149 105,970 | 138 176,741 | 108 155,091 | 324 436,018 | 406 415,606 | 305 311,116 | 293 230,780 | 239 219,590 | 128 84,186 |
| | 平均単価 | 1,027 | 1,125 | 1,296 | 836 | 710 | 1,284 | 1,435 | 1,347 | 1,025 | 1,019 | 788 | 918 | 660 |
| | しいら | 秋田 | 2,451 695,303 | | | | | | 140 37,719 | 548 132,212 | 676 196,869 | 680 203,789 | 371 112,082 | 36 12,632 |
| | 北海道 | 6 1,210 | | | | | | | | | | 6 1,210 | | |
| | 青森 | 5,504 1,144,761 | | | | | | 230 49,847 | 3,112 609,466 | 2,000 442,024 | 90 27,713 | 55 10,557 | 17 5,154 | |
| | 岩手 | 1,623 428,383 | | | | | | | 53 17,742 | 639 165,324 | 488 141,871 | 443 103,446 | | |
| | 宮城 | 5 1,966 | | | | | | | | 5 1,966 | | | | |
| | 山形 | 99 21,996 | | | | | | | | | 41 9,369 | 51 11,208 | 7 1,419 | |
| | 福島 | 3 626 | | | | | | | | | | 3 626 | | |
| | 新潟 | 119 24,230 | | | | | | | | | | 119 24,230 | | |
| | 計 | 9,809 2,318,475 | | | | | | 370 87,566 | 3,713 759,420 | 3,320 806,183 | 1,300 382,742 | 1,046 263,359 | 60 19,205 | |
| | 平均単価 | 236 | | | | | | 237 | 204 | 243 | 294 | 252 | 322 | |
| かわはぎ | 秋田 | 7,284 5,361,479 | 101 69,410 | 314 277,266 | 100 85,919 | 355 258,473 | 3,715 2,381,144 | 1,678 1,247,017 | 545 517,064 | 237 247,864 | 52 77,442 | 108 125,584 | 47 51,209 | 32 23,087 |
| | 青森 | 15,295 11,589,016 | 6,145 3,920,919 | 2,774 2,261,104 | 216 226,892 | 309 281,302 | 2,157 1,393,116 | 915 656,502 | 418 404,610 | 218 242,260 | 92 133,520 | 376 465,922 | 262 303,878 | 1,413 1,298,991 |
| | 岩手 | 3,469 3,373,808 | 4 3,413 | | | 32 28,685 | 44 24,516 | 193 123,569 | 81 68,721 | 215 229,222 | 318 353,770 | 795 784,522 | 1,194 1,149,754 | 593 607,636 |
| | 宮城 | 1,311 993,274 | 120 74,088 | | | 1,158 894,724 | | | | | | | | 33 24,462 |
| | 山形 | 1,592 1,081,558 | 6 2,317 | 52 38,821 | 21 10,660 | 496 389,293 | 262 127,222 | 362 209,411 | 82 47,692 | 17 10,217 | 209 184,564 | 42 31,153 | 9 6,502 | 34 23,706 |

品目別出荷地別月別取扱高(鮮魚)

令和3年1月～令和3年12月

上段 = 数量、下段 = 金額
単位：数量 = kg、金額 = 円

| 品目名 | 出荷地 | 合計 | 1月 | 2月 | 3月 | 4月 | 5月 | 6月 | 7月 | 8月 | 9月 | 10月 | 11月 | 12月 |
|--------|------|----------------------|--------------------|--------------------|--------------------|--------------------|--------------------|--------------------|--------------------|----------------|----------------|--------------------|--------------------|--------------------|
| かわはぎ | 東京 | 2,835 | | | | | | | | 2,835 | | | | |
| | 計 | 28,951 22,401,970 | 6,376 4,070,147 | 3,139 2,577,191 | 337 323,471 | 2,352 1,852,477 | 6,177 3,925,998 | 3,148 2,236,499 | 1,127 1,038,087 | 688 732,398 | 670 749,296 | 1,321 1,407,181 | 1,511 1,511,343 | 2,105 1,977,882 |
| | 平均単価 | 774 | 638 | 821 | 960 | 788 | 636 | 710 | 921 | 1,065 | 1,118 | 1,065 | 1,000 | 940 |
| | | 378 | 22 | | 97 | 47 | 101 | 21 | 21 | | 21 | 5 | 43 | |
| やなぎのまい | 秋田 | 170,551 | 10,449 | | 45,820 | 26,185 | 46,514 | 9,482 | 10,330 | | 6,907 | 2,673 | 12,191 | |
| | 北海道 | 6,654 3,074,797 | 48 28,630 | 127 67,932 | 583 329,929 | 2,833 1,327,325 | 814 342,619 | 621 270,551 | 1,230 504,955 | 165 76,032 | 223 125,204 | | 10 1,620 | |
| | 青森 | 858 347,281 | 6 3,888 | 14 8,235 | 57 36,711 | 71 47,154 | | | | | | 2 985 | 708 250,308 | |
| | 山形 | 337 143,112 | | | | | 172 65,713 | 36 7,739 | | | | 129 69,660 | | |
| | 計 | 8,227 3,735,741 | 76 42,967 | 141 76,167 | 737 412,460 | 2,950 1,400,664 | 1,088 454,846 | 678 287,772 | 1,251 515,285 | 165 76,032 | 244 132,111 | 136 73,318 | 761 264,119 | |
| | 平均単価 | 454 | 568 | 542 | 559 | 475 | 418 | 424 | 412 | 461 | 541 | 539 | 347 | |
| | 秋田 | 4,582 4,116,451 | 142 112,297 | 418 385,537 | 1,119 975,780 | 1,089 905,989 | 405 325,744 | 522 445,672 | 352 330,300 | 171 212,364 | 176 227,944 | 23 32,443 | 129 136,617 | 36 25,764 |
| | 北海道 | 57 45,057 | 10 7,117 | | | | | | | | | | | 47 37,940 |
| めばる | 青森 | 3,777 3,640,718 | 601 778,463 | 671 681,142 | 199 261,505 | 704 399,208 | 543 309,325 | 17 9,801 | 289 276,763 | 37 42,953 | 18 19,754 | 20 31,150 | 81 84,835 | 597 745,819 |
| | 宮城 | 104 106,006 | 44 43,798 | | | 12 10,368 | | | | | | | | 48 51,840 |
| | 山形 | 256 230,094 | 3 2,495 | | 27 18,025 | 82 78,063 | 13 9,444 | 10 7,841 | 84 77,430 | 3 1,966 | 17 7,895 | | 17 26,935 | |
| | 福島 | 42 39,042 | | 18 18,468 | 9 5,994 | 15 14,580 | | | | | | | | |
| | 計 | 8,817 8,177,368 | 799 944,170 | 1,107 1,085,147 | 1,354 1,261,304 | 1,902 1,408,208 | 961 644,513 | 549 463,314 | 725 684,493 | 211 257,283 | 211 255,593 | 43 63,593 | 227 248,387 | 728 861,363 |
| | 平均単価 | 927 | 1,181 | 980 | 932 | 740 | 670 | 845 | 944 | 1,220 | 1,213 | 1,479 | 1,095 | 1,184 |
| | 秋田 | 3,521 2,139,387 | 575 272,968 | 228 140,400 | 378 253,798 | 631 290,378 | 393 164,410 | 323 181,115 | 423 318,350 | 188 156,860 | 216 223,732 | 42 44,885 | 39 40,462 | 85 52,029 |
| | 北海道 | 3,925 1,166,571 | 373 123,328 | 132 41,396 | 58 31,828 | 535 125,490 | 748 157,191 | 294 53,236 | 160 94,414 | 37 24,904 | 17 7,635 | 98 34,193 | 434 174,266 | 1,039 298,690 |
| | 青森 | 11,489 9,556,577 | 1,554 1,086,464 | 1,614 1,385,506 | 2,181 2,085,848 | 1,303 822,817 | 1,519 650,990 | 476 363,217 | 361 421,294 | 297 336,119 | 251 354,097 | 496 612,482 | 436 554,965 | 1,001 882,778 |
| | 岩手 | 1,425 763,444 | 184 94,499 | 106 63,159 | 56 33,648 | 15 3,532 | | | 45 22,950 | 5 1,890 | 3 1,296 | 36 21,293 | 306 197,531 | 669 323,646 |

品目別出荷地別月別取扱高(鮮魚)

令和3年1月～令和3年12月

上段 = 数量、下段 = 金額
単位：数量 = kg、金額 = 円

| 品目名 | 出荷地 | 合計 | 1月 | 2月 | 3月 | 4月 | 5月 | 6月 | 7月 | 8月 | 9月 | 10月 | 11月 | 12月 | |
|------|------|----------------------|--------------------|--------------------|--------------------|--------------------|------------------|------------------|----------------|------------------|----------------|----------------|------------------|--------------------|----------------|
| そい | 山形 | 77 43,556 | | | | | 26 7,430 | 30 6,955 | | 21 29,171 | | | | | |
| | 福島 | 1 950 | | | | | | | | | | | | 1 950 | |
| | 計 | 20,437 13,670,485 | 2,686 1,577,259 | 2,079 1,630,461 | 2,674 2,405,122 | 2,486 1,242,217 | 2,685 980,021 | 1,123 604,523 | 988 857,008 | 548 548,944 | 488 586,760 | 671 712,853 | 1,215 967,224 | 2,794 1,558,093 | |
| | 平均単価 | 669 | 587 | 784 | 900 | 500 | 365 | 538 | 867 | 1,002 | 1,203 | 1,062 | 796 | 557 | |
| あいなめ | 秋田 | 480 300,140 | | 5 2,560 | 77 61,176 | 158 95,296 | 119 66,630 | 104 63,690 | 5 2,938 | | | 2 1,814 | 4 3,423 | 6 2,613 | |
| | 北海道 | 243 77,695 | 81 19,829 | | | 7 1,469 | 3 1,285 | | | | | | 39 15,055 | 113 40,057 | |
| | 青森 | 1,019 1,104,410 | 72 74,088 | 107 144,791 | 107 118,714 | 112 79,097 | 114 101,692 | 94 65,968 | 64 69,675 | 10 16,439 | 6 4,957 | 9 15,131 | 117 143,035 | 207 270,823 | |
| | 岩手 | 95 63,850 | | | | | 8 8,910 | | 75 44,010 | 4 3,370 | 4 5,184 | | 4 2,376 | | |
| | 山形 | 80 33,664 | | | | | | 80 33,664 | | | | | | | |
| | 福島 | 1 2,160 | | | | | | | | | | | | 1 2,160 | |
| | 千葉 | 3 7,290 | | | 3 7,290 | | | | | | | | | | |
| | 東京 | 1 6,561 | | | | | | | 1 6,561 | | | | | | |
| | 計 | 1,922 1,595,770 | 153 93,917 | 112 147,351 | 187 187,180 | 275 175,862 | 244 178,517 | 278 163,322 | 146 123,184 | 14 19,809 | 10 10,141 | 11 16,945 | 164 163,889 | 328 315,653 | |
| | 平均単価 | 830 | 615 | 1,317 | 1,000 | 639 | 731 | 587 | 843 | 1,385 | 975 | 1,527 | 998 | 967 | |
| | くじら | 北海道 | 100 145,331 | | | 44 73,332 | | | | 30 63,899 | | | | | 26 8,100 |
| | | 青森 | 79 214,350 | | | | | 8 8,640 | 71 205,710 | | | | | | |
| | | 宮城 | 4,579 3,256,966 | 496 362,653 | 444 224,964 | 400 202,770 | 396 201,258 | 406 455,306 | 389 334,519 | 328 299,668 | 500 289,354 | 319 266,631 | 244 125,388 | 285 164,970 | 372 329,485 |
| | | 埼玉 | 78 98,982 | 16 19,656 | 16 19,656 | 17 21,762 | 19 24,570 | 10 13,338 | | | | | | | |
| 東京 | | 648 2,011,932 | 35 109,836 | 48 148,824 | 56 173,664 | 54 167,508 | 51 158,544 | 51 157,680 | 49 151,416 | 62 192,672 | 44 136,728 | 55 169,560 | 48 149,364 | 95 296,136 | |
| 山口 | | 2,193 453,774 | 90 19,151 | 80 17,024 | 70 14,894 | 83 20,013 | 60 12,768 | 126 26,018 | 70 14,419 | 784 149,366 | 160 35,167 | 170 36,635 | 200 42,802 | 300 65,517 | |
| 計 | | 7,677 6,181,335 | 637 511,296 | 588 410,468 | 587 486,422 | 553 413,349 | 535 648,596 | 637 723,927 | 476 529,402 | 1,346 631,392 | 523 438,526 | 469 331,583 | 533 357,136 | 793 699,238 | |

品目別出荷地別月別取扱高(鮮魚)

令和3年1月～令和3年12月

上段 = 数量、下段 = 金額
単位：数量 = kg、金額 = 円

| 品目名 | 出荷地 | 合計 | 1月 | 2月 | 3月 | 4月 | 5月 | 6月 | 7月 | 8月 | 9月 | 10月 | 11月 | 12月 | |
|-----------|----------------------|----------------------|--------------------|--------------------|--------------------|--------------------|--------------------|--------------------|------------------|--------------------|--------------------|---------------------|----------------------|----------------------|--------------------|
| くじら 魚卵 | 平均単価 | 805 | 803 | 699 | 829 | 748 | 1,211 | 1,137 | 1,111 | 468 | 839 | 707 | 671 | 882 | |
| | 秋田 | 3,166 12,734,792 | 422 521,123 | 769 1,051,716 | 145 169,057 | 30 26,017 | 5 3,240 | 5 3,240 | 5 3,510 | | 71 118,816 | 630 4,891,684 | 717 5,625,315 | 367 321,074 | |
| | 北海道 | 29,472 36,817,297 | 3,699 3,115,195 | 2,457 2,170,889 | 158 112,536 | 12 64,800 | | | | | 307 277,182 | 4,882 11,124,367 | 8,251 11,494,473 | 9,706 8,457,855 | |
| | 青森 | 7,075 7,983,101 | 1,552 1,324,834 | 1,031 1,260,177 | 15 11,340 | | | | | | 40 16,945 | 127 85,611 | 500 440,057 | 1,312 1,092,658 | 2,498 3,751,479 |
| | 岩手 | 5,237 3,790,252 | 938 555,531 | 595 239,706 | | | | | | | | | 553 586,180 | 966 1,041,483 | 2,185 1,367,352 |
| | 宮城 | 9,226 10,020,797 | 2,840 3,469,899 | 906 1,162,352 | 115 79,564 | | 9 11,913 | 63 57,338 | 15 14,926 | | 74 63,612 | 721 689,533 | 515 882,998 | 3,968 3,588,662 | |
| | 山形 | 67 179,820 | | 40 6,480 | | | | | | | | | 27 173,340 | | |
| | 福島 | 5 6,696 | | 2 2,808 | | | 1 2,376 | | | | | | | 2 1,512 | |
| | 東京 | 572 729,076 | 432 552,690 | 38 49,248 | | | | | | | | | | 102 127,138 | |
| | 計 | 54,820 72,261,831 | 9,884 9,539,272 | 5,838 5,943,376 | 433 372,497 | 42 90,817 | 15 17,529 | 68 60,578 | 20 18,436 | 40 16,945 | 579 545,221 | 7,313 17,905,161 | 11,761 20,136,927 | 18,827 17,615,072 | |
| | 平均単価 | 1,318 | 965 | 1,018 | 861 | 2,142 | 1,184 | 887 | 908 | 424 | 941 | 2,448 | 1,712 | 936 | |
| | 秋田 | 10,236 13,554,091 | 374 542,393 | 563 675,701 | 1,321 1,593,511 | 2,146 2,197,440 | 554 898,400 | 2,021 2,074,201 | 863 1,549,151 | 166 339,053 | 584 1,094,977 | 544 942,423 | 909 1,296,663 | 191 350,178 | |
| | 青森 | 258 410,751 | 166 244,847 | 28 55,420 | 64 110,484 | | | | | | | | | | |
| | 山形 | 10,480 12,426,161 | 527 705,245 | 590 807,912 | 1,025 1,361,081 | 2,585 2,301,949 | 714 930,541 | 1,664 1,515,992 | | | 955 1,453,036 | 940 1,310,381 | 1,188 1,558,285 | 292 481,739 | |
| 新潟 | 9 9,720 | | | | | 9 9,720 | | | | | | | | | |
| 計 | 20,983 26,400,723 | 1,066 1,492,485 | 1,181 1,539,033 | 2,410 3,065,076 | 4,731 4,499,389 | 1,278 1,838,661 | 3,685 3,590,193 | 863 1,549,151 | 166 339,053 | 1,539 2,548,013 | 1,484 2,252,804 | 2,096 2,854,948 | 484 831,917 | | |
| 平均単価 | 1,258 | 1,400 | 1,304 | 1,272 | 951 | 1,439 | 974 | 1,794 | 2,049 | 1,655 | 1,518 | 1,362 | 1,720 | | |
| その他えび類 | 秋田 | 2,036 4,828,178 | 25 62,910 | 47 110,643 | 175 422,800 | 491 952,981 | 294 557,910 | 145 424,406 | 54 225,926 | 61 313,634 | 214 606,707 | 231 586,938 | 169 394,162 | 130 169,161 | |
| | 北海道 | 1,271 1,449,478 | 104 141,738 | 83 81,108 | 47 218,722 | 38 120,636 | 20 12,744 | 30 22,734 | 28 48,978 | 10 13,068 | 152 91,044 | 136 120,852 | 133 92,934 | 490 484,920 | |
| | 青森 | 87 384,410 | 23 82,230 | | | | | | | | | | | 22 108,644 | 42 193,536 |
| | 宮城 | 2,328 1,377,518 | 102 124,686 | 102 61,344 | 300 176,893 | 360 183,384 | 134 79,596 | 92 54,648 | 384 188,784 | 158 93,560 | 174 103,032 | 132 78,732 | 140 83,387 | 250 149,472 | |

品目別出荷地別月別取扱高(鮮魚)

令和3年1月～令和3年12月

上段 = 数量、下段 = 金額
単位：数量 = kg、金額 = 円

| 品目名 | 出荷地 | 合計 | 1月 | 2月 | 3月 | 4月 | 5月 | 6月 | 7月 | 8月 | 9月 | 10月 | 11月 | 12月 | |
|--------|-------|----------------------|----------------------|--------------------|--------------------|--------------------|--------------------|--------------------|--------------------|--------------------|--------------------|--------------------|--------------------|--------------------|--------------------|
| その他えび類 | 山形 | 1,826 3,572,599 | 25 63,224 | 36 87,599 | 163 371,411 | 510 872,960 | 244 422,690 | 191 399,879 | | | 285 607,577 | 116 236,267 | 148 280,235 | 108 230,757 | |
| | 茨城 | 788 689,580 | 48 38,880 | 144 116,640 | 116 87,480 | 144 116,640 | 66 53,460 | 8 | 40 41,040 | 20 20,520 | 30 30,780 | 56 55,512 | 116 113,508 | | |
| | 千葉 | 1 22,680 | | | 1 22,680 | | | | | | | | | | |
| | 東京 | 79 192,132 | | 65 49,032 | 1 10,800 | 1 16,416 | 3 14,580 | 1 10,800 | 2 24,732 | 1 14,040 | | | 4 39,852 | 1 11,880 | |
| | 愛知 | 153 362,173 | 1 12,269 | 6 14,753 | 12 21,276 | 2 10,368 | 10 17,280 | 6 10,098 | 6 12,420 | 13 32,886 | 16 22,356 | 20 53,093 | 17 35,143 | 44 120,231 | |
| | 兵庫 | 120 36,936 | | | | | | | | | | | 90 27,864 | 30 9,072 | |
| | 佐賀 | 90 72,090 | 10 5,130 | 10 6,480 | | | | | | | | | | 70 60,480 | |
| | 計 | 8,778 12,987,774 | 338 531,067 | 493 527,599 | 814 1,332,062 | 1,546 2,273,385 | 771 1,158,260 | 473 937,685 | 514 541,880 | 263 487,708 | 871 1,461,496 | 692 1,131,394 | 839 1,175,729 | 1,164 1,429,509 | |
| | 平均単価 | 1,480 | 1,570 | 1,069 | 1,636 | 1,470 | 1,502 | 1,981 | 1,055 | 1,858 | 1,679 | 1,635 | 1,401 | 1,228 | |
| | ずわいがに | 秋田 | 27,814 24,484,179 | 433 705,506 | 466 615,128 | 6,975 6,287,173 | 3,658 3,372,593 | 3,205 2,744,704 | 577 507,862 | 2,271 1,849,360 | 2,022 2,089,573 | 567 468,212 | 1,240 1,107,960 | 2,426 1,792,042 | 3,974 2,944,066 |
| 北海道 | | 4,906 4,577,180 | 137 338,720 | 34 101,304 | 265 276,480 | 415 244,220 | 344 208,246 | 332 218,030 | 422 292,237 | 403 441,072 | 453 453,406 | 460 502,200 | 317 545,184 | 1,324 956,081 | |
| 青森 | | 960 2,922,627 | | 34 70,243 | 24 55,728 | 8 18,576 | 8 18,576 | 31 25,703 | 58 72,833 | 321 1,031,033 | 11 10,454 | 24 45,122 | 8 19,872 | 433 1,554,487 | |
| 岩手 | | 3,447 5,871,485 | 199 332,748 | 273 440,154 | 345 546,912 | 286 453,924 | 199 307,865 | 190 293,760 | 182 285,012 | 281 483,246 | 247 408,510 | 306 535,464 | 341 608,310 | 598 1,175,580 | |
| 宮城 | | 3,094 10,319,678 | 212 557,172 | 270 729,918 | 546 1,138,752 | 398 889,942 | 188 499,591 | 144 483,337 | 316 775,969 | 466 1,186,120 | 47 606,322 | 93 642,957 | 176 872,545 | 238 1,937,053 | |
| 山形 | | 1,450 1,301,829 | 187 228,499 | 93 113,805 | 351 365,974 | 430 282,255 | | | | | | 246 188,813 | 114 96,185 | 29 26,298 | |
| 福島 | | 11 23,328 | | | 8 19,764 | | | | | | | | | 3 3,564 | |
| 東京 | | 3 72,900 | | | | | | | | | | | | 3 72,900 | |
| 新潟 | | 168 101,952 | | | | 120 65,664 | | | | | | | 48 36,288 | | |
| 兵庫 | | 90 369,360 | | | | | | | 90 36,936 | 810 332,424 | | | | | |
| 計 | | 42,753 50,044,518 | 1,168 2,162,645 | 1,170 2,070,552 | 8,515 8,690,783 | 5,315 5,327,174 | 3,943 3,778,982 | 1,274 1,528,692 | 1,274 3,312,347 | 3,338 5,563,468 | 4,303 1,946,904 | 1,325 3,022,516 | 2,370 3,970,426 | 6,602 8,670,029 | |
| 平均単価 | | 1,171 | 1,852 | 1,770 | 1,021 | 1,002 | 958 | 1,200 | 992 | 1,293 | 1,470 | 1,275 | 1,158 | 1,313 | |

品目別出荷地別月別取扱高(鮮魚)

令和3年1月～令和3年12月

上段 = 数量、下段 = 金額
単位：数量 = kg、金額 = 円

| 品目名 | 出荷地 | 合計 | 1月 | 2月 | 3月 | 4月 | 5月 | 6月 | 7月 | 8月 | 9月 | 10月 | 11月 | 12月 | |
|-------|--------|--------------------|--------------------|----------------|----------------|----------------|----------------|----------------|----------------|----------------|----------------|----------------|--------------------|------------------|----------------|
| たらばがに | 秋田 | 36 146,180 | | | | | | | | | | | | 36 146,180 | |
| | 北海道 | 149 922,827 | 55 212,468 | 3 15,120 | 11 59,465 | 10 66,960 | | | 4 28,080 | 9 54,756 | 1 7,020 | 2 12,960 | 5 29,354 | 49 436,644 | |
| | 宮城 | 46 1,072,872 | | | | | | | | | | | | 46 1,072,872 | |
| | 計 | 230 2,141,879 | 55 212,468 | 3 15,120 | 11 59,465 | 10 66,960 | | | 4 28,080 | 9 54,756 | 1 7,020 | 2 12,960 | 5 29,354 | 130 1,655,696 | |
| | 平均単価 | 9,296 | 3,891 | 5,400 | 5,262 | 6,696 | | | | 7,020 | 6,294 | 5,400 | 5,400 | 5,871 | 12,707 |
| 毛がに | 秋田 | 372 1,105,337 | 82 278,216 | 79 245,786 | 114 322,333 | 3 9,590 | 7 13,797 | 2 3,888 | | | 1 2,160 | 15 38,206 | 23 35,808 | 46 155,553 | |
| | 北海道 | 347 2,013,843 | 9 74,304 | 36 132,235 | 41 162,043 | 21 73,267 | 4 19,440 | 41 155,574 | 29 164,484 | 37 243,324 | 35 207,900 | 9 67,284 | 13 130,680 | 72 583,308 | |
| | 青森 | 26 115,841 | | | | | | | | | | | | 26 115,841 | |
| | 岩手 | 14 36,450 | | | 10 19,440 | 4 17,010 | | | | | | | | | |
| | 宮城 | 188 1,301,616 | | | | | | | 8 5,184 | | | | | 180 1,296,432 | |
| | 山形 | 576 1,414,661 | 10 26,352 | 34 77,409 | 74 152,344 | 37 78,819 | 54 148,894 | 2 4,374 | | | 87 278,600 | 95 217,889 | 96 214,239 | 87 215,741 | |
| | 計 | 1,522 5,987,748 | 101 378,872 | 149 455,430 | 238 656,160 | 65 178,686 | 65 182,131 | 53 169,020 | 29 164,484 | 37 243,324 | 123 488,660 | 120 323,379 | 132 380,727 | 410 2,366,875 | |
| | 平均単価 | 3,935 | 3,755 | 3,061 | 2,755 | 2,745 | 2,798 | 3,213 | 5,672 | 6,506 | 3,983 | 2,688 | 2,893 | 5,773 | |
| | その他かに類 | 秋田 | 5,219 4,274,135 | 13 12,248 | 26 19,570 | 787 660,931 | 526 328,809 | 155 100,733 | 76 57,357 | 138 113,283 | 199 217,280 | 567 562,469 | 1,858 1,490,097 | 685 511,321 | 189 200,037 |
| | | 北海道 | 168 113,875 | 14 11,340 | | 4 2,462 | | 13 11,059 | 53 35,230 | 41 27,324 | 43 26,460 | | | | |
| 青森 | | 1,961 1,647,209 | 65 53,179 | 9 7,776 | 22 19,504 | 31 23,285 | 40 47,685 | 266 199,628 | 594 425,085 | 583 594,135 | 341 263,128 | 2 1,739 | | 8 12,065 | |
| 岩手 | | 195 127,376 | | | | | | | 48 20,877 | 19 10,908 | 37 17,334 | 68 61,846 | 23 16,411 | | |
| 宮城 | | 14 6,048 | | | | | | | 14 6,048 | | | | | | |
| 山形 | | 169 139,994 | | 4 2,722 | 19 10,367 | 55 27,351 | 4 2,322 | | | | 3 2,970 | 53 57,510 | 31 36,752 | | |
| 福島 | | 140 102,114 | 2 810 | | 3 1,944 | | 92 62,122 | 7 62,122 | 24 3,780 | 1 19,159 | | 9 12,636 | | 2 1,123 | |
| 東京 | | 4 5,400 | | | | | | | 2 2,700 | 2 2,700 | | | | | |

品目別出荷地別月別取扱高(鮮魚)

令和3年1月～令和3年12月

上段 = 数量、下段 = 金額
単位：数量 = kg、金額 = 円

| 品目名 | 出荷地 | 合計 | 1月 | 2月 | 3月 | 4月 | 5月 | 6月 | 7月 | 8月 | 9月 | 10月 | 11月 | 12月 |
|--------|------|---------------------|------------------|------------------|--------------------|------------------|------------------|--------------------|--------------------|--------------------|------------------|--------------------|------------------|--------------------|
| その他かに類 | 宮崎 | 4 3,715 | 4 3,715 | | | | | | | | | | | |
| | 計 | 7,874 6,419,866 | 97 81,292 | 39 30,068 | 835 695,208 | 612 379,445 | 304 223,921 | 415 302,043 | 848 608,428 | 847 852,023 | 947 845,901 | 1,993 1,623,828 | 739 564,484 | 198 213,225 |
| | 平均単価 | 815 | 836 | 779 | 833 | 620 | 736 | 727 | 717 | 1,006 | 893 | 815 | 764 | 1,076 |
| こはだ | 秋田 | 243 80,328 | | 24 9,612 | 34 10,152 | 49 12,914 | 25 9,115 | 29 12,161 | 24 6,480 | 8 5,184 | 6 2,592 | 10 5,508 | | 34 6,610 |
| | 岩手 | 5 648 | | | | | | | | | 5 648 | | | |
| | 福島 | 4 8,208 | | | | | | | | | | | 4 8,208 | |
| | 東京 | 12 7,560 | | | 12 7,560 | | | | | | | | | |
| | 愛知 | 54 22,788 | | 22 7,236 | | 12 6,480 | | | | | | | | 20 9,072 |
| | 佐賀 | 2,376 1,479,114 | 144 89,208 | 112 69,768 | 194 121,068 | 300 189,648 | 192 118,908 | 314 190,728 | 260 150,714 | 88 52,164 | 232 153,360 | 250 159,624 | 170 107,460 | 120 76,464 |
| | 宮崎 | 26 14,861 | | | 26 14,861 | | | | | | | | | |
| | 計 | 2,720 1,613,507 | 144 89,208 | 158 86,616 | 266 153,641 | 361 209,042 | 217 128,023 | 343 202,889 | 284 157,194 | 96 57,348 | 243 156,600 | 260 165,132 | 174 115,668 | 174 92,146 |
| | 平均単価 | 593 | 620 | 548 | 578 | 579 | 589 | 592 | 554 | 597 | 644 | 635 | 665 | 530 |
| | うに | 秋田 | 57 38,416 | | 20 15,066 | | 14 14,688 | 13 1,264 | 2 1,944 | | | | 2 4,320 | 6 1,134 |
| 北海道 | | 5,291 12,954,297 | 407 963,252 | 519 1,204,848 | 490 1,046,304 | 473 1,101,276 | 309 760,568 | 204 559,440 | 602 1,096,351 | 1,002 2,049,386 | 349 671,296 | 128 287,280 | 307 826,524 | 501 2,387,772 |
| 青森 | | 4,979 11,708,593 | 128 187,704 | 184 324,432 | 235 481,128 | 586 1,826,074 | 784 2,104,554 | 1,291 2,650,774 | 1,142 2,588,425 | 234 674,784 | 169 301,104 | 193 480,514 | 33 89,100 | |
| 岩手 | | 906 737,707 | | 32 25,920 | 32 25,920 | 64 51,840 | 101 61,366 | 5 15,660 | 94 82,188 | 64 51,840 | 162 134,396 | 96 78,452 | 96 78,797 | 160 131,328 |
| 宮城 | | 6,868 9,579,199 | | | | 10 20,952 | 30 35,294 | 1,323 1,304,910 | 1,943 1,753,326 | 1,982 2,396,411 | 832 1,002,488 | 165 771,768 | 192 1,007,208 | 391 1,286,842 |
| 埼玉 | | -80 -174,636 | -80 -174,636 | | | | | | | | | | | |
| 千葉 | | 252 566,352 | 34 113,724 | 92 182,952 | 2 4,860 | 56 90,072 | 20 29,160 | 24 39,744 | | 10 18,900 | | | | 14 86,940 |
| 東京 | | 9,687 14,617,891 | 742 1,354,536 | 715 1,250,878 | 1,183 1,928,275 | 971 1,400,878 | 531 854,302 | 115 35,397 | 120 71,280 | 1,060 416,772 | 463 768,474 | 952 1,973,430 | 654 1,718,334 | 2,181 2,845,335 |
| 大阪 | | 7,372 17,210,016 | 356 761,832 | 504 1,038,312 | 776 1,616,004 | 718 1,442,016 | 550 1,116,396 | 546 1,004,076 | 594 1,086,480 | 594 1,209,438 | 530 1,015,038 | 558 1,433,052 | 564 1,693,764 | 1,082 3,793,608 |

品目別出荷地別月別取扱高(鮮魚)

令和3年1月～令和3年12月

上段 = 数量、下段 = 金額
単位：数量 = kg、金額 = 円

| 品目名 | 出荷地 | 合計 | 1月 | 2月 | 3月 | 4月 | 5月 | 6月 | 7月 | 8月 | 9月 | 10月 | 11月 | 12月 | |
|--------|------|------------------------|--------------------|--------------------|----------------------|----------------------|----------------------|----------------------|----------------------|----------------------|----------------------|----------------------|----------------------|----------------------|----------------|
| うに | 山口 | 280 84,672 | 70 21,168 | | 70 21,168 | | | | 70 21,168 | 70 21,168 | | | | | |
| | 計 | 35,612 67,322,507 | 1,657 3,227,580 | 2,066 4,042,408 | 2,788 5,123,659 | 2,892 5,947,796 | 2,338 4,962,904 | 3,509 5,611,945 | 4,565 6,699,218 | 5,018 6,838,699 | 2,505 3,892,796 | 2,094 5,028,816 | 1,852 5,414,861 | 4,328 10,531,825 | |
| | 平均単価 | 1,890 | 1,948 | 1,957 | 1,838 | 2,057 | 2,123 | 1,599 | 1,468 | 1,363 | 1,554 | 2,402 | 2,924 | 2,433 | |
| その他鮮魚類 | 秋田 | 172,970 147,394,256 | 6,342 5,224,450 | 5,405 5,253,268 | 10,951 10,621,546 | 16,935 13,839,182 | 17,930 14,046,785 | 23,234 15,652,251 | 20,785 15,620,053 | 14,616 14,194,831 | 16,576 14,679,582 | 16,187 14,133,117 | 13,035 12,692,087 | 10,974 11,437,104 | |
| | 北海道 | 70,181 49,394,654 | 1,931 1,627,698 | 3,709 2,280,825 | 6,561 3,628,725 | 8,441 3,578,468 | 4,542 2,000,366 | 6,407 3,636,597 | 10,646 7,353,126 | 3,985 3,689,770 | 4,986 5,014,308 | 6,386 5,669,106 | 7,311 7,075,538 | 5,276 3,840,127 | |
| | 青森 | 36,640 33,383,200 | 3,940 3,505,017 | 3,687 3,577,121 | 2,663 2,742,745 | 4,108 3,534,310 | 4,906 3,919,442 | 2,410 2,300,908 | 3,853 2,868,757 | 1,963 2,028,154 | 1,868 1,299,842 | 1,537 1,282,464 | 2,072 1,965,140 | 3,633 4,359,300 | |
| | 岩手 | 16,363 10,377,185 | 1,009 636,224 | 738 556,997 | 566 530,184 | 578 652,197 | 619 609,249 | 1,172 566,228 | 1,020 714,054 | 1,349 1,068,514 | 2,020 1,169,382 | 2,227 1,056,460 | 2,826 1,329,844 | 2,239 1,487,852 | |
| | 宮城 | 153,259 60,007,481 | 7,264 3,970,084 | 8,490 4,480,665 | 8,987 5,141,169 | 14,361 5,247,286 | 14,764 5,400,523 | 20,106 6,523,274 | 21,490 6,851,430 | 15,671 4,587,084 | 11,878 3,556,362 | 9,778 3,914,123 | 10,159 4,880,425 | 10,311 5,455,056 | |
| | 山形 | 18,215 11,745,674 | 967 622,467 | 893 430,047 | 2,065 1,328,716 | 2,907 1,831,206 | 2,534 1,363,057 | 1,588 925,574 | 417 463,674 | 164 255,221 | 2,262 1,568,045 | 1,738 1,282,559 | 1,932 1,191,252 | 748 483,856 | |
| | 福島 | 9,681 7,365,369 | 1,184 803,123 | 669 482,928 | 794 686,230 | 1,192 862,122 | 732 539,802 | 431 408,783 | 88 137,959 | 71 30,780 | 453 329,228 | 717 462,331 | 1,465 1,083,421 | 1,885 1,538,662 | |
| | 茨城 | 7,522 12,495,176 | 411 549,529 | 593 760,464 | 705 1,044,751 | 621 978,227 | 635 905,352 | 701 935,853 | 770 1,054,659 | 743 1,235,700 | 550 1,010,465 | 478 1,050,472 | 464 1,093,275 | 851 1,876,429 | |
| | 群馬 | 320 656,694 | 22 43,956 | 25 49,950 | 28 55,944 | 32 64,368 | 26 53,244 | 25 51,300 | 27 55,404 | 24 49,140 | 26 54,756 | 28 58,536 | 27 56,862 | 30 63,234 | |
| | 千葉 | 5,052 3,857,227 | 535 280,338 | 108 125,820 | 946 1,118,128 | 580 564,881 | 58 53,028 | 2,333 813,700 | 11 51,030 | | | | 34 163,836 | 165 209,553 | 282 476,913 |
| | 東京 | 26,615 42,922,866 | 1,384 2,282,373 | 1,432 2,256,356 | 1,804 2,985,065 | 1,894 2,988,020 | 2,643 3,030,581 | 2,501 2,822,081 | 2,050 3,397,027 | 2,597 4,629,568 | 1,803 3,143,237 | 2,158 3,682,649 | 2,369 4,220,122 | 3,980 7,485,787 | |
| | 神奈川 | 7,106 11,071,791 | 406 622,426 | 511 781,315 | 532 831,567 | 555 876,053 | 567 846,557 | 556 846,396 | 570 892,906 | 660 1,041,774 | 549 853,848 | 637 990,900 | 623 969,062 | 940 1,518,987 | |
| | 新潟 | 35,522 11,213,528 | 2,617 818,597 | 2,608 765,363 | 3,154 1,094,308 | 3,294 1,347,229 | 3,001 940,183 | 2,563 833,522 | 2,895 847,032 | 3,197 941,274 | 2,621 766,746 | 2,893 852,084 | 2,780 818,989 | 3,899 1,188,201 | |
| | 富山 | 1,107 3,337,181 | | | | 483 1,572,707 | 166 518,207 | | | 28 82,113 | 246 680,044 | 156 413,208 | 28 70,902 | | |
| | 石川 | 2,881 1,719,868 | | | 140 71,280 | 402 227,016 | 387 429,376 | 1,367 732,024 | | | 160 74,844 | 355 152,064 | 70 33,264 | | |
| | 静岡 | 489 419,580 | 6 10,692 | 12 21,708 | | | | | | | 18 14,580 | 195 162,162 | 114 93,798 | 144 116,640 | |
| | 愛知 | 652 810,650 | 47 58,601 | 96 123,175 | 70 93,648 | 106 157,133 | 54 58,278 | 69 68,752 | 38 22,907 | | 23 38,815 | 44 52,229 | 35 55,987 | 70 81,125 | |
| | 大阪 | 206 119,907 | | 6 7,604 | 49 57,672 | 24 27,215 | 2 1,901 | 5 5,184 | | | | 60 8,991 | 60 11,340 | | |

品目別出荷地別月別取扱高(鮮魚)

令和3年1月～令和3年12月

上段 = 数量、下段 = 金額
単位：数量 = kg、金額 = 円

| 品目名 | 出荷地 | 合計 | 1月 | 2月 | 3月 | 4月 | 5月 | 6月 | 7月 | 8月 | 9月 | 10月 | 11月 | 12月 | |
|--------|---------------|------------------------|----------------------|----------------------|----------------------|----------------------|----------------------|----------------------|----------------------|----------------------|----------------------|----------------------|----------------------|----------------------|----------------|
| その他鮮魚類 | 兵庫 | 12,590 2,397,168 | 1,110 209,790 | 1,390 262,710 | 1,410 266,490 | 600 113,400 | 710 134,190 | 270 51,030 | 630 119,070 | 570 107,730 | 670 126,630 | 780 147,420 | 1,690 333,666 | 2,760 525,042 | |
| | 広島 | 105 98,078 | | | | 105 98,078 | | | | | | | | | |
| | 山口 | 3,030 3,375,119 | 507 445,792 | 547 556,524 | 176 283,510 | 289 413,648 | 132 145,582 | 104 57,713 | 130 68,859 | 256 134,566 | 72 50,996 | 82 61,257 | 114 270,814 | 621 885,858 | |
| | 愛媛 | 4,606 8,553,197 | 220 247,469 | 237 281,283 | 263 452,038 | 298 542,554 | 283 516,574 | 340 587,894 | 431 1,040,688 | 508 998,113 | 373 714,285 | 420 820,759 | 549 1,064,688 | 684 1,286,852 | |
| | 福岡 | 632 1,143,863 | 43 110,161 | 36 70,762 | 55 78,840 | 222 220,860 | 53 45,360 | 44 43,200 | 5 4,644 | 35 32,508 | | 25 67,176 | 44 139,050 | 70 331,302 | |
| | 長崎 | 225 184,950 | | | | 225 184,950 | | | | | | | | | |
| | 熊本 | 2,900 375,840 | 160 20,736 | 230 29,808 | 230 29,808 | 310 40,176 | 210 27,216 | 270 34,992 | 230 29,808 | 230 29,808 | 290 37,584 | 150 19,440 | 260 33,696 | 330 42,768 | |
| | 大分 | 104 123,755 | | 14 18,144 | | 13 18,468 | 7 7,128 | 7 3,780 | | 63 76,235 | | | | | |
| | 宮崎 | 2,063 3,268,640 | 52 125,982 | 328 446,379 | 585 592,843 | 440 397,507 | 138 140,459 | 28 44,604 | 17 18,187 | 21 23,884 | 7 23,112 | 43 154,089 | 164 450,586 | 240 851,008 | |
| | 計 | 591,035 427,812,897 | 30,154 22,215,505 | 31,762 23,619,216 | 42,733 33,735,207 | 59,016 40,377,261 | 55,099 35,732,440 | 66,531 37,945,640 | 66,104 41,611,274 | 46,751 35,236,767 | 47,450 35,206,691 | 47,107 36,657,432 | 48,358 40,143,361 | 49,970 45,332,103 | |
| | 平均単価 | 724 | 737 | 744 | 789 | 684 | 649 | 570 | 629 | 754 | 742 | 778 | 830 | 907 | |
| | あゆ | 秋田 | 10 16,097 | | | | | | 4 1,080 | 6 15,017 | | | | | |
| | | 東京 | 13,669 12,541,772 | | | | 641 855,339 | 1,213 1,097,453 | 1,537 1,542,877 | 2,618 2,245,644 | 2,836 2,697,149 | 1,936 1,762,776 | 1,656 1,335,324 | 615 504,360 | 617 500,850 |
| | | 滋賀 | 1,448 400,842 | | | | 352 104,544 | 264 70,956 | 396 112,158 | 348 92,664 | 88 20,520 | | | | |
| 計 | | 15,127 12,958,711 | | | | 993 959,883 | 1,477 1,168,409 | 1,937 1,656,115 | 2,972 2,353,325 | 2,924 2,717,669 | 1,936 1,762,776 | 1,656 1,335,324 | 615 504,360 | 617 500,850 | |
| 平均単価 | | 857 | | | | 967 | 791 | 855 | 792 | 929 | 911 | 806 | 820 | 812 | |
| ふな | | 251 80,676 | | 20 4,320 | 207 68,580 | | | | | | | | | 24 7,776 | |
| 計 | 251 80,676 | | 20 4,320 | 207 68,580 | | | | | | | | | 24 7,776 | | |
| 平均単価 | 322 | | 216 | 332 | | | | | | | | | 324 | | |
| しらうお | 秋田 | 3,418 3,935,680 | | | | | | | | | 1,059 1,134,010 | 2,248 2,618,424 | 111 183,246 | | |
| | 青森 | 1,158 1,422,777 | 91 152,049 | 145 325,891 | 57 152,084 | 62 59,400 | 99 76,086 | 74 96,207 | | | 86 53,784 | 16 5,184 | 348 320,112 | 180 181,980 | |

品目別出荷地別月別取扱高(鮮魚)

令和3年1月～令和3年12月

上段 = 数量、下段 = 金額
単位：数量 = kg、金額 = 円

| 品目名 | 出荷地 | 合計 | 1月 | 2月 | 3月 | 4月 | 5月 | 6月 | 7月 | 8月 | 9月 | 10月 | 11月 | 12月 |
|---------|--------------------|----------------------|----------------|--------------------|--------------------|--------------------|----------------|----------------|---------------------|--------------------|--------------------|--------------------|--------------------|--------------------|
| しらうお | 宮城 | 83 15,746 | | 24 3,110 | 40 6,480 | 19 6,156 | | | | | | | | |
| | 福島 | 2,970 1,632,744 | | 710 314,388 | 1,128 602,208 | 972 696,708 | | 160 19,440 | | | | | | |
| | 茨城 | 19,809 21,079,602 | 572 631,476 | 774 891,852 | 979 1,301,855 | 631 793,476 | 592 701,784 | | 456 703,890 | 3,830 4,131,452 | 3,534 3,546,807 | 2,611 2,420,637 | 3,388 3,306,409 | 2,442 2,649,964 |
| | 計 | 27,438 28,086,549 | 663 783,525 | 1,653 1,535,241 | 2,204 2,062,627 | 1,684 1,555,740 | 691 777,870 | 234 115,647 | 456 703,890 | 3,830 4,131,452 | 4,679 4,734,601 | 4,875 5,044,245 | 3,847 3,809,767 | 2,622 2,831,944 |
| | 平均単価 | 1,024 | 1,182 | 929 | 936 | 924 | 1,127 | 495 | 1,544 | 1,079 | 1,012 | 1,035 | 990 | 1,080 |
| | にじます | 秋田 | 584 630,180 | 12 12,960 | 10 10,584 | 28 30,240 | 63 68,256 | 60 64,800 | 68 73,440 | 112 120,420 | 125 135,324 | 29 31,536 | 26 27,756 | 26 27,540 |
| 宮城 | 261 435,853 | | 23 45,490 | 22 28,983 | 71 73,375 | 31 60,109 | 44 84,643 | 13 25,777 | 7 13,647 | 9 18,079 | 11 20,839 | 17 39,523 | 13 25,388 | |
| 計 | 845 1,066,033 | 12 12,960 | 33 56,074 | 50 59,223 | 134 141,631 | 91 124,909 | 112 158,083 | 125 146,197 | 132 148,971 | 39 49,615 | 36 48,595 | 43 67,063 | 38 52,712 | |
| 平均単価 | 1,262 | 1,080 | 1,689 | 1,184 | 1,059 | 1,374 | 1,417 | 1,172 | 1,126 | 1,289 | 1,334 | 1,568 | 1,374 | |
| うなぎ | 秋田 | 758 3,280,334 | 35 144,461 | 39 158,209 | 68 226,648 | 69 285,325 | 62 270,684 | 80 362,060 | 176 799,437 | 27 115,722 | 71 366,212 | 29 122,148 | 31 131,220 | 71 298,208 |
| | 宮城 | 2,750 7,058,400 | | | | 5 24,300 | | | 2,429 6,411,998 | 206 497,362 | | 50 14,580 | 60 110,160 | |
| | 新潟 | 1,555 7,512,772 | 3 17,172 | 39 205,199 | 13 57,704 | 18 108,540 | 18 107,946 | 65 334,903 | 1,182 5,576,047 | 44 229,932 | 27 130,464 | 34 175,522 | 53 278,353 | 59 290,990 |
| | 静岡 | 200 226,800 | | | | | | | 200 226,800 | | | | | |
| | 大阪 | 96 109,211 | | | 33 39,918 | 21 24,711 | 3 3,715 | 19 19,094 | 18 20,909 | | | 2 864 | | |
| | 計 | 5,359 18,187,517 | 38 161,633 | 77 363,408 | 115 324,270 | 113 442,876 | 83 382,345 | 164 716,057 | 4,006 13,035,191 | 277 843,016 | 98 496,676 | 115 313,114 | 144 519,733 | 129 589,198 |
| | 平均単価 | 3,394 | 4,231 | 4,704 | 2,822 | 3,928 | 4,583 | 4,360 | 3,255 | 3,046 | 5,086 | 2,727 | 3,604 | 4,553 |
| | やつめ | 秋田 | 61 83,160 | 11 14,256 | 35 44,280 | | | | | | | | | |
| 北海道 | 1,830 1,218,878 | 599 524,913 | 823 526,554 | 408 167,411 | | | | | | | | | | |
| 計 | 1,891 1,302,038 | 610 539,169 | 858 570,834 | 408 167,411 | | | | | | | | | | 15 24,624 |
| 平均単価 | 689 | 884 | 665 | 410 | | | | | | | | | | 1,642 |
| その他淡水魚類 | 秋田 | 11,527 8,698,960 | | 184 142,678 | 734 704,989 | 1,100 764,492 | 628 506,932 | 671 614,685 | 1,252 1,210,789 | 160 230,742 | 2,411 1,569,398 | 2,248 1,474,351 | 1,446 978,530 | 693 501,374 |

品目別出荷地別月別取扱高(鮮魚)

令和3年1月～令和3年12月

上段 = 数量、下段 = 金額
単位：数量 = kg、金額 = 円

| 品目名 | 出荷地 | 合計 | 1月 | 2月 | 3月 | 4月 | 5月 | 6月 | 7月 | 8月 | 9月 | 10月 | 11月 | 12月 |
|---------|------|----------------------|------------------|--------------------|--------------------|--------------------|----------------|----------------|--------------------|------------------|--------------------|--------------------|--------------------|--------------------|
| その他淡水魚類 | 北海道 | 3,448 1,695,508 | 948 566,263 | 776 386,423 | 723 306,709 | 342 165,367 | | | | | | 125 54,486 | 391 177,218 | 143 39,042 |
| | 青森 | 1,250 275,346 | | | 60 19,440 | 609 100,311 | 289 54,571 | 56 9,527 | 67 21,546 | 46 17,237 | | 18 9,083 | 105 43,631 | |
| | 岩手 | 76 42,714 | | | | 60 16,794 | | | 16 25,920 | | | | | |
| | 宮城 | 90 28,080 | | 50 21,600 | | 40 6,480 | | | | | | | | |
| | 福島 | 8 26,633 | | | | | | | | | 5 2,333 | | 3 24,300 | |
| | 東京 | 132 517,401 | 5 18,446 | 20 72,944 | 13 50,884 | 3 12,398 | 3 11,794 | 3 11,016 | 3 14,289 | 4 13,284 | 12 46,019 | 14 50,700 | 28 120,146 | 24 95,481 |
| | 長崎 | 159 591,597 | 17 64,277 | 16 58,930 | 20 75,676 | 6 23,437 | 5 15,719 | 8 27,491 | 8 29,618 | 8 30,014 | 6 21,471 | 13 48,697 | 26 96,551 | 26 99,716 |
| | 計 | 16,692 11,876,239 | 970 648,986 | 1,046 682,575 | 1,550 1,157,698 | 2,162 1,089,279 | 925 589,016 | 752 688,639 | 1,330 1,276,242 | 217 291,277 | 2,434 1,639,221 | 2,418 1,637,317 | 2,002 1,440,376 | 886 735,613 |
| | 平均単価 | 711 | 669 | 653 | 747 | 504 | 637 | 915 | 960 | 1,340 | 674 | 677 | 719 | 830 |
| | あわび | 秋田 | 186 1,802,004 | 18 126,360 | 28 213,192 | 2 16,524 | 2 20,520 | 20 202,122 | 5 47,723 | 37 376,829 | 38 386,930 | 6 78,743 | 2 28,501 | 28 304,560 |
| 北海道 | | 12 64,800 | 12 64,800 | | | | | | | | | | | |
| 青森 | | 2,618 5,689,308 | 36 328,882 | 240 473,882 | 392 668,217 | 108 362,680 | 109 338,904 | 107 330,232 | 93 319,066 | 232 364,241 | 68 119,340 | 170 307,983 | 327 807,302 | 736 1,268,579 |
| 宮城 | | 2,195 2,845,469 | 58 188,730 | 17 136,621 | 16 128,523 | | | | 2 24,192 | 410 261,857 | 116 167,616 | 171 219,996 | 95 335,296 | 1,310 1,382,638 |
| 千葉 | | 570 4,898,348 | 26 214,569 | 23 188,568 | 38 319,545 | 54 473,232 | 25 219,558 | 31 274,925 | 35 312,147 | 50 428,755 | 40 337,770 | 65 566,271 | 50 426,362 | 133 1,136,646 |
| 東京 | | 16 101,266 | 11 70,475 | | | 1 3,488 | | | | | | | | 4 27,303 |
| 兵庫 | | 96 11,448 | | 20 3,240 | | | | | | | | | | 76 8,208 |
| 山口 | | 26 30,888 | | | | | | | | | 10 11,880 | | 10 11,880 | 6 7,128 |
| 計 | | 5,720 15,443,531 | 161 993,816 | 328 1,015,503 | 448 1,132,809 | 165 859,920 | 154 760,584 | 143 652,880 | 166 1,032,234 | 730 1,441,783 | 240 715,349 | 408 1,122,751 | 510 1,885,400 | 2,267 3,830,502 |
| 平均単価 | | 2,700 | 6,170 | 3,096 | 2,529 | 5,222 | 4,925 | 4,568 | 6,212 | 1,974 | 2,986 | 2,752 | 3,698 | 1,690 |
| ほたて | 秋田 | 575 1,385,852 | 13 11,664 | 2 2,808 | 6 6,696 | 64 35,424 | 14 8,532 | 8 7,772 | | 413 1,006,938 | 49 304,884 | | 6 1,134 | |
| | 北海道 | 8,082 7,722,171 | 1,040 677,843 | 1,606 1,697,104 | 1,880 2,031,912 | 1,147 1,211,177 | 342 328,968 | 400 336,096 | 260 252,072 | 160 51,840 | 32 62,100 | 94 95,126 | 117 280,735 | 1,004 697,198 |

品目別出荷地別月別取扱高(鮮魚)

令和3年1月～令和3年12月

上段 = 数量、下段 = 金額
単位：数量 = kg、金額 = 円

| 品目名 | 出荷地 | 合計 | 1月 | 2月 | 3月 | 4月 | 5月 | 6月 | 7月 | 8月 | 9月 | 10月 | 11月 | 12月 |
|------|------------|------------|-----------|-----------|-----------|-----------|-----------|-----------|-----------|------------|-----------|-----------|-----------|------------|
| ほたて | | 52,237 | 1,627 | 2,685 | 2,524 | 5,095 | 10,586 | 9,994 | 11,375 | 4,088 | 897 | 609 | 729 | 2,028 |
| | 青森 | 54,871,406 | 2,640,478 | 3,718,627 | 3,487,531 | 4,306,392 | 7,079,238 | 6,400,998 | 7,555,626 | 8,726,994 | 2,516,940 | 1,354,698 | 1,599,515 | 5,484,369 |
| | 岩手 | 23,992 | 1,647 | 2,206 | 3,091 | 2,513 | 1,011 | 683 | 1,599 | 1,831 | 1,210 | 2,157 | 3,307 | 2,737 |
| | | 29,911,549 | 2,052,162 | 2,528,416 | 2,589,228 | 2,029,614 | 1,555,933 | 1,343,687 | 1,892,457 | 2,272,023 | 2,032,365 | 3,109,452 | 3,884,526 | 4,621,686 |
| | 宮城 | 7,399 | 584 | 667 | 1,236 | 1,787 | 524 | 444 | 279 | 283 | 261 | 360 | 580 | 394 |
| | | 3,577,370 | 472,284 | 128,466 | 312,887 | 471,905 | 318,816 | 541,652 | 239,193 | 278,462 | 223,441 | 153,252 | 230,515 | 206,497 |
| | 計 | 92,285 | 4,911 | 7,166 | 8,737 | 10,606 | 12,477 | 11,529 | 13,513 | 6,775 | 2,449 | 3,220 | 4,739 | 6,163 |
| | | 97,468,348 | 5,854,431 | 8,075,421 | 8,428,254 | 8,054,512 | 9,291,487 | 8,630,205 | 9,939,348 | 12,336,257 | 5,139,730 | 4,712,528 | 5,996,425 | 11,009,750 |
| | 平均単価 | 1,056 | 1,192 | 1,127 | 965 | 759 | 745 | 749 | 736 | 1,821 | 2,099 | 1,464 | 1,265 | 1,786 |
| さざえ | | 27,796 | 10 | 30 | 20 | | 412 | 6,179 | 9,606 | 8,903 | 2,551 | 80 | 5 | |
| | 秋田 | 17,818,362 | 7,290 | 18,176 | 14,580 | | 409,568 | 3,315,974 | 5,369,708 | 7,124,066 | 1,491,546 | 62,594 | 4,860 | |
| | | 622 | | | | | 11 | | 200 | 148 | 263 | | | |
| | 青森 | 308,116 | | | | | 9,331 | | 98,777 | 64,392 | 135,616 | | | |
| | 宮城 | 380 | | | | | 150 | | 20 | 210 | | | | |
| | | 234,090 | | | | | 11,340 | | 12,420 | 210,330 | | | | |
| | 山形 | 794 | 89 | 19 | 58 | 70 | | 81 | 85 | 290 | 25 | 51 | 19 | 7 |
| | | 450,603 | 44,939 | 8,964 | 32,886 | 45,954 | | 52,574 | 48,211 | 147,177 | 11,502 | 37,898 | 14,364 | 6,134 |
| | 千葉 | 4 | | | 4 | | | | | | | | | |
| | | 4,320 | | | 4,320 | | | | | | | | | |
| | 新潟 | 4,518 | 90 | 115 | 110 | 490 | 1,335 | 185 | 120 | 225 | 155 | 468 | 630 | 595 |
| | | 4,712,215 | 114,480 | 146,340 | 139,320 | 532,507 | 1,410,426 | 198,180 | 127,980 | 238,680 | 160,704 | 447,228 | 616,032 | 580,338 |
| | 大阪 | 2,750 | 325 | 395 | 600 | 465 | 210 | 95 | | | | 60 | 210 | 390 |
| | | 2,123,010 | 229,500 | 288,630 | 425,520 | 359,370 | 198,450 | 40,500 | | | | 43,200 | 180,360 | 357,480 |
| 山口 | 232 | | 16 | 46 | 15 | | | | | | | | 155 | |
| | 245,808 | | 14,688 | 47,585 | 16,200 | | | | | | | | 167,335 | |
| | 計 | 37,097 | 514 | 574 | 838 | 1,040 | 2,117 | 6,539 | 10,033 | 9,777 | 2,994 | 659 | 864 | 1,148 |
| | 25,896,524 | 396,209 | 476,798 | 664,211 | 954,031 | 2,039,115 | 3,607,228 | 5,657,096 | 7,784,645 | 1,799,368 | 590,920 | 815,616 | 1,111,287 | |
| | 平均単価 | 698 | 770 | 830 | 793 | 917 | 963 | 552 | 564 | 796 | 601 | 897 | 944 | 968 |
| あかがい | 秋田 | 36 | 3 | 3 | 6 | | 3 | 15 | | 3 | 3 | | | |
| | | 21,546 | 3,888 | 1,458 | 3,564 | | 3,888 | 4,860 | | 1,620 | 2,268 | | | |
| | 青森 | 7 | | 5 | 2 | | | | | | | | | |
| | | 47,736 | | 33,696 | 14,040 | | | | | | | | | |
| | 宮城 | 250 | 11 | | | | 28 | 15 | 5 | | 72 | 4 | 105 | 10 |
| | | 332,910 | 15,876 | | | | 46,062 | 35,100 | 13,500 | | 167,119 | 8,035 | 27,238 | 19,980 |
| | 福島 | 9 | | | | | | | | 9 | | | | |
| | | 41,040 | | | | | | | | 41,040 | | | | |
| 埼玉 | 266 | 48 | 32 | 42 | 48 | 32 | 10 | | | 16 | | | 38 | |
| | 553,392 | 98,172 | 63,612 | 95,958 | 105,300 | 67,500 | 20,520 | | | 16,470 | | | 85,860 | |
| 千葉 | 3,809 | 325 | 312 | 422 | 405 | 345 | 241 | 119 | 93 | 178 | 305 | 443 | 621 | |
| | 5,753,669 | 395,356 | 446,904 | 580,554 | 541,296 | 438,534 | 384,048 | 216,972 | 140,940 | 258,768 | 518,724 | 756,648 | 1,074,925 | |

品目別出荷地別月別取扱高(鮮魚)

令和3年1月～令和3年12月

上段 = 数量、下段 = 金額
単位：数量 = kg、金額 = 円

| 品目名 | 出荷地 | 合計 | 1月 | 2月 | 3月 | 4月 | 5月 | 6月 | 7月 | 8月 | 9月 | 10月 | 11月 | 12月 |
|------|------|-----------------------|---------------------|---------------------|---------------------|--------------------|--------------------|---------------------|---------------------|---------------------|---------------------|---------------------|---------------------|---------------------|
| あかがい | 東京 | 50 28,836 | 16 2,484 | 10 3,240 | | | 10 4,536 | 10 4,536 | | 2 9,072 | | 2 4,968 | | |
| | 愛知 | 60 14,310 | 12 3,240 | 2 756 | | | | 12 2,592 | | | 6 1,296 | 18 4,482 | | 10 1,944 |
| | 大阪 | 21 27,540 | | | | | | | | | 9 8,100 | 12 19,440 | | |
| | 大分 | 10 2,268 | | | | 10 2,268 | | | | | | | | |
| | 計 | 4,518 6,823,247 | 414 519,016 | 364 549,666 | 472 694,116 | 463 648,864 | 418 560,520 | 303 451,656 | 124 230,472 | 108 192,672 | 284 454,021 | 341 555,649 | 549 783,886 | 678 1,182,709 |
| | 平均単価 | 1,510 | 1,254 | 1,510 | 1,471 | 1,401 | 1,341 | 1,491 | 1,859 | 1,789 | 1,600 | 1,631 | 1,428 | 1,742 |
| | かき | 秋田 | 35,610 7,673,724 | | 141 9,936 | 100 8,370 | 105 12,096 | 230 20,250 | 170 45,954 | 20,996 4,582,773 | 13,798 2,987,541 | | 70 6,804 | |
| | 北海道 | 659 76,404 | | 128 13,824 | 4 17,280 | | | | | | | 300 41,148 | | 227 4,152 |
| | 岩手 | 19,436 3,392,599 | 336 50,868 | 557 98,604 | 820 142,992 | 1,345 239,166 | 1,735 313,740 | 3,157 615,627 | 8,284 1,451,002 | 3,200 474,120 | | | | 2 6,480 |
| | 宮城 | 216,872 45,727,848 | 33,353 6,996,359 | 33,362 7,043,265 | 29,003 6,093,531 | 5,722 1,178,982 | 5,404 1,014,228 | 3,125 607,230 | 1,031 295,650 | 540 303,048 | 1,015 319,788 | 23,863 5,031,753 | 39,930 8,320,773 | 40,524 8,523,241 |
| | 山形 | 12,487 1,953,547 | | | | | | 5,164 892,123 | 1,075 254,502 | 5,837 778,280 | 411 28,642 | | | |
| | 大分 | 6 26,460 | | | | | | | | 6 26,460 | | | | |
| | 計 | 285,070 58,850,582 | 33,689 7,047,227 | 34,188 7,165,629 | 29,927 6,262,173 | 7,172 1,430,244 | 7,369 1,348,218 | 11,616 2,160,934 | 31,386 6,583,927 | 23,381 4,569,449 | 1,426 348,430 | 24,233 5,079,705 | 39,930 8,320,773 | 40,753 8,533,873 |
| | 平均単価 | 206 | 209 | 210 | 209 | 199 | 183 | 186 | 210 | 195 | 244 | 210 | 208 | 209 |
| はまぐり | 秋田 | 59 35,867 | 12 5,184 | 4 6,480 | | 4 5,670 | | 18 6,912 | 12 2,916 | 1 1,901 | | | 6 2,916 | 2 3,888 |
| | 青森 | 713 1,074,043 | | 98 182,671 | 401 489,002 | 19 31,212 | 21 37,476 | 13 23,868 | 14 25,920 | 23 39,204 | 12 19,386 | 31 57,742 | 43 85,482 | 38 82,080 |
| | 宮城 | 430 396,915 | | 12 19,872 | 184 198,504 | 50 48,060 | 2 2,376 | 2 2,052 | | | | 25 27,000 | 125 46,709 | 30 52,342 |
| | 福島 | 5 3,240 | | | | | 5 3,240 | | | | | | | |
| | 茨城 | 1,077 674,556 | 46 30,186 | 184 100,614 | 125 68,538 | 97 55,922 | 15 10,530 | 216 139,460 | 159 102,200 | | 41 29,322 | 111 78,114 | 48 33,480 | 35 26,190 |
| | 千葉 | 3,037 5,686,897 | 181 272,787 | 454 870,435 | 1,193 2,518,767 | 261 410,509 | 262 428,566 | 120 190,566 | 86 150,876 | 114 196,884 | 145 221,054 | 75 148,828 | 54 101,888 | 92 175,737 |
| | 東京 | 551 937,256 | | | 10 19,548 | 10 16,200 | 25 27,810 | 73 117,288 | 93 142,268 | 76 115,258 | 42 77,328 | 65 108,054 | 70 147,182 | 87 166,320 |

品目別出荷地別月別取扱高(鮮魚)

令和3年1月～令和3年12月

上段 = 数量、下段 = 金額
単位：数量 = kg、金額 = 円

| 品目名 | 出荷地 | 合計 | 1月 | 2月 | 3月 | 4月 | 5月 | 6月 | 7月 | 8月 | 9月 | 10月 | 11月 | 12月 | |
|------|-----------|------------|-----------|-----------|-----------|-----------|-----------|-----------|-----------|-----------|-----------|-----------|-----------|-----------|-------|
| はまぐり | | 2,178 | 280 | 434 | 558 | 60 | 60 | 96 | 24 | | | 230 | 200 | 236 | |
| | 大阪 | 959,342 | 119,772 | 187,488 | 241,164 | 25,920 | 25,920 | 34,484 | 7,722 | | | 105,408 | 96,768 | 114,696 | |
| | 計 | 8,049 | 519 | 1,186 | 2,469 | 501 | 390 | 538 | 389 | 214 | 240 | 537 | 546 | 520 | |
| | 平均単価 | 9,768,116 | 427,929 | 1,367,560 | 3,535,523 | 593,493 | 535,918 | 514,630 | 431,902 | 353,247 | 347,090 | 525,146 | 514,425 | 621,253 | |
| あさり | | 1,214 | 825 | 1,153 | 1,431 | 1,186 | 1,374 | 957 | 1,111 | 1,651 | 1,446 | 978 | 943 | 1,195 | |
| | 秋田 | 52 | | 3 | 11 | 21 | | 3 | | | 3 | 2 | 9 | | |
| | 北海道 | 34,219 | | 1,296 | 8,316 | 12,960 | | | 324 | | | 2,570 | 2,111 | 6,642 | |
| | 青森 | 4,275 | 35 | 70 | 60 | 220 | 195 | 835 | 1,180 | | 315 | 475 | 395 | 495 | |
| | 宮城 | 3,658,500 | 41,094 | 72,090 | 57,888 | 214,110 | 186,948 | 636,174 | 917,298 | | 292,356 | 426,168 | 355,698 | 458,676 | |
| | 福島 | 6,260 | 180 | 460 | 1,025 | 2,265 | 1,455 | 875 | | | | | | | |
| | 茨城 | 3,934,818 | 126,360 | 334,260 | 671,760 | 1,382,616 | 891,864 | 527,958 | | | | | | | |
| | 千葉 | 51,754 | 3,980 | 3,963 | 5,129 | 4,831 | 4,184 | 4,184 | 3,808 | 2,776 | 2,041 | 4,295 | 5,726 | 5,856 | 5,165 |
| | 東京 | 22,992,861 | 1,752,053 | 1,811,515 | 2,375,385 | 2,111,194 | 1,791,225 | 1,469,050 | 949,987 | 746,950 | 1,987,908 | 2,692,151 | 2,764,195 | 2,541,248 | |
| | 愛知 | 14 | | | 4 | 4 | 4 | 2 | | | | | | | |
| | 計 | 22,680 | | | 6,480 | 6,480 | 6,480 | 3,240 | | | | | | | |
| | 平均単価 | 20 | | | | | | | | | | 20 | | | |
| | 千葉 | 18,900 | | 10 | 10 | | | | | | | 18,900 | | | |
| | 東京 | 20 | | 275 | 1,235 | | | | | | | | | | |
| | 愛知 | 12,960 | | 5,940 | 7,020 | | | | | | | | | | |
| | 計 | 1,510 | | 156,384 | 689,796 | | | | | | | | | | |
| 平均単価 | 846,180 | | | | | | | | | | | | | | |
| しじみ | | 74 | | 38 | | 22 | 14 | | | | | | | | |
| | 秋田 | 1,695 | | 896 | | 421 | 378 | | | | | | | | |
| | 計 | 63,979 | 4,195 | 4,819 | 7,474 | 7,363 | 5,852 | 5,523 | 3,956 | 2,041 | 4,633 | 6,203 | 6,260 | 5,660 | |
| | 平均単価 | 31,522,813 | 1,919,507 | 2,382,381 | 3,816,645 | 3,727,781 | 2,876,895 | 2,636,746 | 1,867,285 | 746,950 | 2,301,734 | 3,120,430 | 3,126,535 | 2,999,924 | |
| | 秋田 | 493 | 458 | 494 | 511 | 506 | 492 | 477 | 472 | 366 | 497 | 503 | 499 | 530 | |
| | 北海道 | 80 | | | | | | | | | | 8 | | | |
| | 青森 | 84,845 | | | | | | | 72 | | | 77,760 | | | |
| | 宮城 | 12,305 | | | | 2 | 1,719 | 2,118 | 2,352 | 1,797 | 1,926 | 1,891 | 500 | | |
| | 茨城 | 14,311,620 | | | | 1,512 | 2,023,186 | 2,450,736 | 2,718,879 | 2,083,351 | 2,249,694 | 2,207,380 | 576,882 | | |
| | 東京 | 28,661 | 1,548 | 1,648 | 2,265 | 2,795 | 2,474 | 2,621 | 2,744 | 2,741 | 2,370 | 2,975 | 1,866 | 2,614 | |
| | 兵庫 | 17,439,979 | 1,142,414 | 1,096,102 | 1,719,342 | 1,750,082 | 1,227,616 | 1,319,983 | 1,583,061 | 1,547,072 | 1,316,167 | 1,613,337 | 1,288,759 | 1,836,044 | |
| 平均単価 | 11,287 | 446 | 228 | 42 | 986 | 1,510 | 1,973 | 1,645 | 1,342 | 1,476 | 1,112 | 419 | 108 | | |
| 秋田 | 9,345,361 | 324,000 | 311,040 | 57,996 | 718,546 | 1,069,115 | 1,507,498 | 1,487,955 | 1,134,248 | 1,234,764 | 983,105 | 410,822 | 106,272 | | |
| 北海道 | 3,524 | 150 | 225 | 296 | 745 | 286 | 136 | 121 | 215 | 254 | 184 | 372 | 540 | | |
| 青森 | 3,789,936 | 162,000 | 242,568 | 319,464 | 805,032 | 301,860 | 146,556 | 129,384 | 230,688 | 274,320 | 198,396 | 405,972 | 573,696 | | |
| 宮城 | 661 | | | | 340 | | | | | | | 296 | 25 | | |
| 茨城 | 632,124 | | | | 271,080 | | | | | | | 329,724 | 31,320 | | |
| 東京 | 60 | | | | | | | | | | | 60 | | | |
| 兵庫 | 18,144 | | | | | | | | | | | 18,144 | | | |

品目別出荷地別月別取扱高(鮮魚)

令和3年1月～令和3年12月

上段 = 数量、下段 = 金額
単位：数量 = kg、金額 = 円

| 品目名 | 出荷地 | 合計 | 1月 | 2月 | 3月 | 4月 | 5月 | 6月 | 7月 | 8月 | 9月 | 10月 | 11月 | 12月 | |
|-------|------|-----------------------|----------------------|--------------------|---------------------|---------------------|---------------------|---------------------|---------------------|--------------------|--------------------|--------------------|--------------------|--------------------|--------------------|
| しじみ | 計 | 56,578 45,622,009 | 2,144 1,628,414 | 2,101 1,649,710 | 2,603 2,096,802 | 4,868 3,546,252 | 5,989 4,621,777 | 6,848 5,424,773 | 6,934 5,997,039 | 6,095 4,995,359 | 6,026 5,074,945 | 6,170 5,009,303 | 3,513 3,030,303 | 3,287 2,547,332 | |
| | 平均単価 | 806 | 760 | 785 | 806 | 728 | 772 | 792 | 865 | 820 | 842 | 812 | 863 | 775 | |
| その他貝類 | 秋田 | 11,722 3,936,256 | | 78 10,152 | 50 38,589 | 504 390,857 | 1,906 807,755 | 4,708 1,228,903 | 3,325 833,932 | 359 210,701 | 542 254,480 | 166 116,283 | 84 44,604 | | |
| | 北海道 | 26,073 24,073,200 | 1,354 1,002,780 | 2,417 1,447,265 | 2,273 1,775,683 | 2,221 1,560,178 | 2,662 2,528,707 | 1,979 1,847,584 | 2,083 2,219,792 | 2,103 2,143,429 | 2,649 1,881,842 | 2,446 1,942,553 | 1,651 2,171,312 | 2,235 3,552,075 | |
| | 青森 | 15,491 6,783,089 | 3,735 1,668,849 | 3,864 1,613,455 | 4,019 1,562,425 | 893 384,815 | | | | 36 30,521 | 147 89,748 | 24 11,340 | 128 75,385 | 608 332,856 | 2,037 1,013,695 |
| | 岩手 | 12 6,912 | | | | | | | 8 2,160 | | | | | 4 4,752 | |
| | 宮城 | 33,202 12,706,275 | 854 676,026 | 904 735,961 | 1,550 1,157,760 | 6,614 1,974,862 | 5,922 1,641,654 | 2,272 1,030,806 | 3,131 1,414,152 | 3,037 1,668,168 | 2,155 813,348 | 2,346 609,076 | 2,358 502,926 | 2,059 481,536 | |
| | 山形 | 2,041 1,308,815 | 41 42,325 | 31 32,345 | 208 216,605 | 235 187,418 | 100 64,120 | 216 131,559 | 355 182,195 | 331 162,410 | 255 120,765 | 153 86,459 | 102 69,708 | 14 12,906 | |
| | 福島 | 131 52,661 | | | | | | | 79 28,080 | | 23 11,880 | 24 9,655 | | 5 3,046 | |
| | 千葉 | 1,012 472,883 | 140 58,860 | 60 22,680 | 110 51,300 | 50 24,300 | 120 58,320 | 212 102,443 | 300 145,260 | | 20 9,720 | | | | |
| | 東京 | 66 40,176 | 26 34,452 | | 40 5,724 | | | | | | | | | | |
| | 愛知 | 1,525 655,506 | 180 98,280 | 170 94,770 | 255 111,510 | 160 60,210 | 213 96,228 | 208 76,086 | 60 24,300 | | | | 114 34,290 | 60 16,632 | 105 43,200 |
| | 長崎 | 11,280 1,306,368 | 540 56,862 | 480 55,890 | 780 89,532 | 960 113,292 | 960 112,914 | 1,080 123,444 | 1,080 124,794 | 1,190 141,372 | 850 98,712 | 600 67,716 | 1,080 123,768 | 1,680 198,072 | |
| | 大分 | 815 455,976 | 40 17,280 | 100 77,220 | 160 58,320 | 80 28,080 | 90 72,900 | 30 10,530 | | | 90 72,900 | | 110 34,236 | 95 76,950 | 20 7,560 |
| | 計 | 103,370 51,798,117 | 6,910 3,655,714 | 8,104 4,089,738 | 9,445 5,067,448 | 11,717 4,724,012 | 11,970 5,382,598 | 10,794 4,581,595 | 10,371 4,974,946 | 7,300 4,510,328 | 6,499 3,190,142 | 6,063 2,965,998 | 6,047 3,346,554 | 8,150 5,309,044 | |
| | 平均単価 | 501 | 529 | 505 | 537 | 403 | 450 | 424 | 480 | 618 | 491 | 489 | 553 | 651 | |
| | ぎばさ | 秋田 | 28,143 10,792,343 | 1,324 246,456 | 5,515 4,358,178 | 2,780 1,237,950 | 2,078 463,104 | 1,253 264,319 | 4,095 1,864,404 | 1,870 380,376 | 3,180 607,284 | 1,498 302,854 | 1,430 304,992 | 1,535 332,721 | 1,585 429,705 |
| | | 宮城 | 2,610 1,669,108 | 2,088 1,369,224 | 452 241,348 | 10 9,720 | 10 9,720 | | 10 9,720 | 10 9,720 | 10 9,720 | 18 7,344 | | 2 2,592 | |
| | | 山形 | 84 6,350 | | | | 84 6,350 | | | | | | | | |
| | | 新潟 | 12,648 8,128,399 | 2,433 2,167,938 | 4,871 3,131,617 | 5,204 2,752,758 | 76,086 | | | | | | | | |
| | | 計 | 43,485 20,596,200 | 5,845 3,783,618 | 10,838 7,731,143 | 7,994 4,000,428 | 2,312 555,260 | 1,253 264,319 | 4,105 1,874,124 | 1,880 390,096 | 3,190 617,004 | 1,516 310,198 | 1,430 304,992 | 1,537 335,313 | 1,585 429,705 |

品目別出荷地別月別取扱高(鮮魚)

令和3年1月～令和3年12月

上段 = 数量、下段 = 金額
単位：数量 = kg、金額 = 円

| 品目名 | 出荷地 | 合計 | 1月 | 2月 | 3月 | 4月 | 5月 | 6月 | 7月 | 8月 | 9月 | 10月 | 11月 | 12月 | |
|------------|------------|------------|-----------|-----------|-----------|-----------|------------|-----------|-----------|-----------|-----------|-----------|-----------|-----------|-------|
| ぎばさ | 平均単価 | 474 | 647 | 713 | 500 | 240 | 211 | 457 | 207 | 193 | 205 | 213 | 218 | 271 | |
| | ねかぶ | 1,400 | | 6 | 887 | 465 | 42 | | | | | | | | |
| | | 秋田 | 376,870 | | 3,456 | 259,023 | 112,663 | 1,728 | | | | | | | |
| | | 宮城 | 147,418 | 12,281 | 19,696 | 18,573 | 12,527 | 11,611 | 10,925 | 11,389 | 11,348 | 10,126 | 9,703 | 9,666 | 9,573 |
| | | 43,645,037 | 3,503,507 | 5,455,699 | 4,933,095 | 4,080,438 | 3,586,432 | 3,406,294 | 3,391,043 | 3,370,479 | 2,941,314 | 2,916,548 | 3,006,605 | 3,053,583 | |
| 兵庫 | 60 | | | | | | | | | | | 30 | 30 | | |
| 18,144 | | | | | | | | | | | | 9,072 | 9,072 | | |
| 計 | 148,877 | 12,281 | 19,702 | 19,459 | 12,992 | 11,653 | 10,925 | 10,925 | 11,389 | 11,348 | 10,126 | 9,703 | 9,696 | 9,603 | |
| 44,040,051 | 3,503,507 | 5,459,155 | 5,192,118 | 4,193,101 | 3,588,160 | 3,406,294 | 3,406,294 | 3,391,043 | 3,370,479 | 2,941,314 | 2,916,548 | 3,015,677 | 3,062,655 | | |
| 平均単価 | 296 | 285 | 277 | 267 | 323 | 308 | 312 | 298 | 297 | 290 | 301 | 311 | 319 | | |
| その他海藻類 | 秋田 | 71,398 | 4,033 | 5,310 | 8,061 | 8,464 | 7,507 | 6,348 | 8,497 | 6,477 | 4,332 | 4,243 | 4,470 | 3,656 | |
| | 16,623,037 | 429,986 | 632,329 | 1,349,847 | 1,102,354 | 1,214,481 | 2,230,230 | 5,058,999 | 2,778,526 | 477,683 | 450,170 | 486,864 | 411,568 | | |
| | 北海道 | 20 | 20 | | | | | | | | | | | | |
| | 3,456 | 3,456 | | | | | | | | | | | | | |
| | 青森 | 500 | | 120 | | 80 | | 40 | 20 | 40 | | 40 | 40 | 120 | |
| | 572,400 | | 142,560 | | 95,040 | | 47,520 | 19,440 | 47,520 | | 47,520 | 43,200 | 129,600 | | |
| | 岩手 | 10,496 | 732 | 875 | 905 | 1,042 | 821 | 825 | 680 | 747 | 787 | 1,312 | 930 | 840 | |
| | 5,885,540 | 427,695 | 522,724 | 552,923 | 551,460 | 487,912 | 481,605 | 421,670 | 433,402 | 470,960 | 553,281 | 496,327 | 485,581 | | |
| | 宮城 | 61,548 | 7,064 | 7,897 | 7,430 | 5,544 | 4,655 | 4,575 | 4,325 | 4,048 | 3,851 | 4,027 | 3,977 | 4,155 | |
| | 28,973,559 | 3,151,684 | 3,357,585 | 3,454,185 | 2,487,129 | 2,225,781 | 2,273,624 | 2,074,136 | 2,006,620 | 2,002,937 | 1,931,363 | 2,013,869 | 1,994,646 | | |
| | 山形 | 5,405 | | | 322 | 3,110 | 909 | 576 | 438 | | | 50 | | | |
| | 1,884,730 | | | 58,245 | 468,604 | 171,939 | 709,825 | 459,917 | | | 16,200 | | | | |
| | 東京 | 12,532 | 36 | 1,020 | 1,122 | 1,166 | 1,038 | 1,042 | 1,076 | 1,100 | 1,280 | 1,090 | 1,354 | 1,208 | |
| | 2,551,460 | 6,999 | 204,133 | 233,361 | 230,982 | 217,029 | 226,317 | 219,338 | 224,006 | 258,999 | 216,985 | 268,310 | 245,001 | | |
| | 静岡 | 1,800 | 180 | 120 | 360 | 120 | 120 | 300 | 180 | 120 | 120 | 180 | | | |
| | 155,844 | 15,552 | 10,368 | 31,104 | 10,368 | 10,368 | 26,244 | 15,552 | 10,368 | 10,368 | 10,368 | 15,552 | | | |
| | 愛知 | 21,293 | 1,298 | 1,430 | 1,770 | 1,846 | 1,841 | 2,394 | 2,226 | 2,060 | 1,604 | 1,524 | 1,520 | 1,780 | |
| | 7,996,945 | 460,443 | 529,108 | 626,871 | 673,530 | 686,468 | 874,432 | 842,739 | 781,430 | 604,956 | 595,731 | 615,948 | 705,289 | | |
| | 山口 | 11,719 | 792 | 732 | 959 | 1,040 | 936 | 1,316 | 1,424 | 1,136 | 780 | 904 | 720 | 980 | |
| | 1,397,748 | 96,683 | 95,778 | 115,267 | 121,826 | 108,026 | 151,181 | 164,659 | 136,601 | 90,398 | 113,012 | 87,222 | 117,095 | | |
| 徳島 | 2,160 | 60 | 165 | 210 | 165 | 180 | 165 | 165 | 135 | 120 | 330 | 330 | 135 | | |
| 975,564 | 32,238 | 75,816 | 80,838 | 79,866 | 86,346 | 75,978 | 79,866 | 62,694 | 52,812 | 143,856 | 143,856 | 61,398 | | | |
| 熊本 | 217,288 | 12,620 | 13,885 | 16,090 | 17,475 | 19,300 | 22,615 | 25,630 | 22,245 | 17,758 | 16,907 | 16,536 | 16,227 | | |
| 20,054,193 | 1,152,549 | 1,261,294 | 1,486,377 | 1,606,840 | 1,757,014 | 2,066,439 | 2,338,729 | 2,060,575 | 1,636,151 | 1,554,379 | 1,573,808 | 1,560,038 | | | |
| 計 | 416,158 | 26,834 | 31,554 | 37,229 | 40,052 | 37,307 | 40,196 | 44,661 | 38,108 | 30,632 | 30,607 | 29,877 | 29,101 | | |
| 87,074,476 | 5,777,285 | 6,831,695 | 7,989,018 | 7,427,999 | 6,965,364 | 9,163,395 | 11,695,045 | 8,541,742 | 5,605,264 | 5,638,049 | 5,729,404 | 5,710,216 | | | |
| 平均単価 | 209 | 215 | 217 | 215 | 185 | 187 | 228 | 262 | 224 | 183 | 184 | 192 | 196 | | |

品目別出荷地別月別取扱高(冷凍魚)

令和3年1月～令和3年12月

上段 = 数量、下段 = 金額
単位：数量 = kg、金額 = 円

| 品目名 | 出荷地 | 合計 | 1月 | 2月 | 3月 | 4月 | 5月 | 6月 | 7月 | 8月 | 9月 | 10月 | 11月 | 12月 | |
|-------|-------------|------------|-----------|------------|------------|------------|------------|------------|------------|------------|------------|------------|------------|-----------|---------|
| 冷凍にしん | | 6,376 | 78 | 320 | 1,508 | 643 | 944 | 199 | 166 | 512 | 431 | 525 | 787 | 263 | |
| | 秋田 | 2,766,244 | 54,756 | 73,980 | 451,696 | 203,363 | 294,621 | 177,503 | 174,050 | 216,882 | 294,040 | 265,658 | 338,687 | 221,008 | |
| | 宮城 | 10,116 | 375 | 2,459 | 1,255 | 471 | 610 | 417 | 333 | 540 | 606 | 859 | 1,272 | 919 | |
| | | 3,369,940 | 98,799 | 1,008,665 | 542,061 | 145,096 | 170,413 | 110,894 | 110,894 | 88,062 | 143,768 | 162,831 | 312,844 | 331,755 | 254,752 |
| | 計 | 16,492 | 453 | 2,778 | 2,764 | 1,114 | 1,554 | 616 | 499 | 1,052 | 1,037 | 1,384 | 2,059 | 1,182 | |
| | 平均単価 | 6,136,184 | 153,555 | 1,082,645 | 993,757 | 348,459 | 465,034 | 288,397 | 262,112 | 360,650 | 456,871 | 578,502 | 670,442 | 475,760 | |
| 冷凍あじ | | 372 | 339 | 390 | 360 | 313 | 299 | 468 | 525 | 343 | 441 | 418 | 326 | 403 | |
| | 宮城 | 292 | | | | 15 | 18 | 39 | 48 | 12 | 36 | 25 | 54 | 45 | |
| | | 530,442 | | | | 25,920 | 38,880 | 66,420 | 90,720 | 27,540 | 68,040 | 59,832 | 74,844 | 78,246 | |
| | 東京 | 1,970 | 230 | 82 | 150 | 190 | 246 | 224 | 210 | 136 | 126 | 140 | 166 | 70 | |
| | | 1,716,379 | 186,300 | 70,956 | 121,500 | 154,440 | 201,744 | 208,483 | 181,980 | 126,684 | 119,124 | 126,684 | 154,224 | 64,260 | |
| | 2,262 | 230 | 82 | 150 | 205 | 264 | 263 | 258 | 148 | 162 | 165 | 220 | 115 | | |
| | 計 | 2,246,821 | 186,300 | 70,956 | 121,500 | 180,360 | 240,624 | 274,903 | 272,700 | 154,224 | 187,164 | 186,516 | 229,068 | 142,506 | |
| | 平均単価 | 993 | 810 | 865 | 810 | 880 | 911 | 1,045 | 1,057 | 1,042 | 1,155 | 1,132 | 1,041 | 1,239 | |
| 冷凍さば | 秋田 | 1,508 | 279 | 39 | 144 | 85 | 133 | 129 | 95 | 117 | 72 | 77 | 198 | 140 | |
| | | 5,515,229 | 17,064 | 99,813 | 482,158 | 517,582 | 549,958 | 491,200 | 513,411 | 675,561 | 407,788 | 446,859 | 480,445 | 833,390 | |
| | 青森 | 12,073 | 782 | 835 | 1,247 | 868 | 1,161 | 773 | 914 | 949 | 1,225 | 1,048 | 887 | 1,384 | |
| | | 9,454,484 | 676,518 | 703,815 | 1,046,672 | 756,530 | 821,238 | 580,668 | 729,557 | 755,012 | 829,629 | 808,091 | 715,611 | 1,031,143 | |
| | 岩手 | 1,030 | 60 | 165 | 285 | 165 | 60 | 60 | 15 | | | | | 220 | |
| | | 663,120 | 38,880 | 106,920 | 184,680 | 106,920 | 38,880 | 38,880 | 9,720 | | | | | 138,240 | |
| | 宮城 | 112,405 | 7,459 | 10,433 | 9,555 | 11,009 | 8,545 | 9,385 | 8,653 | 7,636 | 9,092 | 9,950 | 10,491 | 10,197 | |
| | | 75,205,984 | 4,536,011 | 6,018,186 | 5,950,260 | 7,621,494 | 6,273,116 | 6,192,274 | 5,809,613 | 5,007,042 | 6,100,262 | 7,202,942 | 7,107,427 | 7,387,357 | |
| | 茨城 | 1,131 | 165 | 105 | 123 | 108 | 75 | 60 | 75 | 75 | 75 | 75 | 90 | 105 | |
| | | 546,912 | 78,408 | 49,896 | 64,152 | 57,024 | 34,992 | 28,512 | 35,640 | 35,640 | 35,640 | 35,640 | 42,768 | 48,600 | |
| | 千葉 | 1,235 | 100 | 5 | 85 | 100 | 100 | 105 | 105 | 105 | 205 | 10 | 115 | 200 | |
| | | 810,324 | 64,800 | 4,320 | 55,296 | 64,800 | 64,800 | 68,148 | 69,120 | 69,120 | 133,920 | 8,640 | 77,760 | 129,600 | |
| | 東京 | 58,354 | 2,335 | 2,867 | 5,019 | 4,603 | 5,555 | 5,226 | 5,451 | 6,427 | 5,347 | 4,519 | 4,514 | 6,491 | |
| | | 36,731,137 | 1,779,062 | 2,044,408 | 3,210,862 | 2,893,871 | 3,406,093 | 3,465,418 | 3,358,713 | 3,965,458 | 3,232,732 | 2,887,413 | 2,719,084 | 3,768,023 | |
| | 新潟 | 974 | 9 | 29 | 33 | 32 | 39 | 35 | 299 | 227 | 161 | 39 | 38 | 33 | |
| | | 816,671 | 9,720 | 29,160 | 33,048 | 32,076 | 31,104 | 34,992 | 228,028 | 175,932 | 127,915 | 40,824 | 38,880 | 34,992 | |
| | 三重 | 120 | | 70 | | | | | | | | | | 50 | |
| | | 55,080 | | 16,200 | | | | | | | | | | 38,880 | |
| | 大阪 | 3,920 | | | | 110 | 525 | 485 | 520 | 470 | 420 | 550 | 415 | 425 | |
| | | 2,008,866 | | | | 53,460 | 265,648 | 252,124 | 274,299 | 239,003 | 217,479 | 284,490 | 212,315 | 210,048 | |
| 徳島 | 388 | 60 | 80 | | | 80 | 80 | | | 10 | 68 | 7 | 3 | | |
| | 325,296 | 37,800 | 41,472 | | | 34,560 | 30,240 | | | 41,472 | 106,704 | 22,680 | 10,368 | | |
| 福岡 | 1,840 | | | | | | | | | 260 | 1,040 | 540 | | | |
| | 687,528 | | | | | | | | | 98,496 | 382,320 | 206,712 | | | |
| 計 | 194,978 | 11,250 | 14,627 | 16,490 | 17,080 | 16,273 | 16,338 | 16,338 | 16,128 | 16,005 | 16,867 | 17,376 | 17,345 | 19,199 | |
| | 132,820,631 | 7,238,263 | 9,114,190 | 11,027,128 | 12,103,757 | 11,520,389 | 11,182,456 | 11,028,101 | 10,922,768 | 11,225,333 | 12,203,923 | 11,662,562 | 13,591,761 | | |

品目別出荷地別月別取扱高(冷凍魚)

令和3年1月～令和3年12月

上段 = 数量、下段 = 金額
単位：数量 = kg、金額 = 円

| 品目名 | 出荷地 | 合計 | 1月 | 2月 | 3月 | 4月 | 5月 | 6月 | 7月 | 8月 | 9月 | 10月 | 11月 | 12月 | |
|--------|-------------|-----------|------------|------------|------------|------------|------------|------------|------------|------------|------------|------------|------------|-----------|-----------|
| 冷凍さば | 平均単価 | 681 | 643 | 623 | 669 | 709 | 708 | 684 | 684 | 682 | 666 | 702 | 672 | 708 | |
| | 冷凍さんま | 204 | | | | | | | | | 44 | 160 | | | |
| | | 秋田 | 78,602 | | | | | | | | 18,986 | 59,616 | | | |
| | | 宮城 | 18,273 | 1,216 | 1,437 | 1,425 | 1,616 | 1,179 | 1,415 | 1,202 | 1,895 | 1,788 | 1,817 | 1,750 | 1,533 |
| | | | 13,224,103 | 833,112 | 1,022,956 | 879,134 | 1,171,194 | 814,085 | 1,050,073 | 901,362 | 1,572,588 | 1,498,651 | 1,361,772 | 1,117,584 | 1,001,592 |
| | | 東京 | 2,630 | 114 | 188 | 156 | 120 | 126 | 400 | 200 | | 320 | 406 | 400 | 200 |
| | 5,416,524 | 80,460 | 246,024 | 220,752 | 259,200 | 271,944 | 864,000 | 432,000 | | 734,400 | 930,744 | 918,000 | 459,000 | | |
| 計 | 21,107 | 1,330 | 1,625 | 1,581 | 1,736 | 1,305 | 1,815 | 1,402 | 1,895 | 2,152 | 2,383 | 2,150 | 1,733 | | |
| | 18,719,229 | 913,572 | 1,268,980 | 1,099,886 | 1,430,394 | 1,086,029 | 1,914,073 | 1,333,362 | 1,572,588 | 2,252,037 | 2,352,132 | 2,035,584 | 1,460,592 | | |
| 冷凍さけ | 平均単価 | 887 | 687 | 781 | 696 | 824 | 832 | 1,055 | 951 | 830 | 1,047 | 987 | 947 | 843 | |
| | 秋田 | 327 | | | 65 | | | | 21 | 168 | 2 | | 38 | 33 | |
| | | 445,523 | | | 65,712 | | | | 104,289 | 54,702 | 9,235 | 1,798 | 144,394 | 57,617 | 7,776 |
| | | 宮城 | 67,450 | 2,693 | 4,380 | 5,995 | 6,940 | 5,159 | 4,210 | 5,414 | 5,870 | 5,559 | 4,798 | 9,209 | 7,223 |
| | | | 57,972,678 | 2,072,196 | 3,336,120 | 4,465,962 | 5,384,545 | 4,361,159 | 3,758,347 | 4,951,293 | 5,544,536 | 5,458,569 | 4,843,110 | 6,601,599 | 7,195,242 |
| | | 千葉 | 312 | | | | | | 24 | 132 | 42 | 54 | 30 | 30 | |
| | | | 254,093 | | | | | | 19,569 | 110,111 | 35,640 | 47,432 | 26,891 | 14,450 | |
| | | 東京 | 3,585 | 110 | 126 | 106 | 1,340 | 246 | 312 | 180 | 251 | 110 | 266 | 206 | 332 |
| | | | 3,798,522 | 127,440 | 141,264 | 131,544 | 1,082,700 | 288,684 | 389,988 | 231,120 | 265,086 | 137,376 | 317,628 | 263,196 | 422,496 |
| | | 徳島 | 295 | | | | | | | | 295 | | | | |
| | 154,062 | | | | | | | | 154,062 | | | | | | |
| 計 | 71,968 | 2,803 | 4,506 | 6,166 | 8,280 | 5,405 | 4,566 | 5,894 | 6,460 | 5,724 | 5,132 | 9,477 | 7,555 | | |
| | 62,624,878 | 2,199,636 | 3,477,384 | 4,663,218 | 6,467,245 | 4,649,843 | 4,272,193 | 5,347,226 | 6,008,559 | 5,645,175 | 5,332,023 | 6,936,862 | 7,625,514 | | |
| 冷凍かれい | 平均単価 | 870 | 785 | 772 | 756 | 781 | 860 | 936 | 907 | 930 | 986 | 1,039 | 732 | 1,009 | |
| | 秋田 | 2,750 | 1,090 | 610 | 598 | 230 | 30 | 30 | 40 | 70 | 20 | 30 | | 2 | |
| | | 567,313 | 265,518 | 75,848 | 95,418 | 26,244 | 12,636 | 12,636 | 20,304 | 34,668 | 8,424 | 11,340 | | 4,277 | |
| | | 宮城 | 85,986 | 5,734 | 6,165 | 6,610 | 5,639 | 5,062 | 5,948 | 7,639 | 9,279 | 7,939 | 8,150 | 8,732 | 9,089 |
| | | | 69,314,784 | 4,217,309 | 4,735,115 | 5,338,649 | 4,849,128 | 4,271,522 | 4,859,251 | 5,951,705 | 7,610,426 | 6,433,260 | 6,295,177 | 7,163,672 | 7,589,570 |
| | | 東京 | 65,026 | 2,383 | 3,849 | 3,967 | 5,023 | 3,410 | 8,838 | 7,096 | 6,285 | 6,371 | 5,389 | 6,938 | 5,477 |
| | | | 54,833,580 | 1,930,576 | 3,244,827 | 3,398,166 | 4,121,982 | 2,717,712 | 6,824,182 | 5,831,751 | 5,567,982 | 5,559,255 | 4,723,607 | 6,064,859 | 4,848,681 |
| | | 三重 | 36,537 | 2,819 | 4,267 | 4,294 | 6,254 | 5,456 | 3,760 | 3,135 | 590 | 1,629 | 3,004 | 270 | 1,059 |
| | 30,722,837 | 2,514,586 | 3,440,983 | 3,793,889 | 5,328,411 | 4,562,303 | 3,323,704 | 2,732,124 | 269,622 | 1,261,385 | 2,583,554 | 122,148 | 790,128 | | |
| 計 | 190,298 | 12,026 | 14,890 | 15,469 | 17,147 | 13,958 | 18,574 | 17,910 | 16,225 | 15,959 | 16,573 | 15,940 | 15,627 | | |
| | 155,438,514 | 8,927,989 | 11,496,773 | 12,626,122 | 14,325,765 | 11,564,173 | 15,019,773 | 14,535,884 | 13,482,698 | 13,262,324 | 13,613,678 | 13,350,679 | 13,232,656 | | |
| 冷凍ぎんたら | 平均単価 | 817 | 742 | 772 | 816 | 835 | 829 | 809 | 812 | 831 | 831 | 821 | 838 | 847 | |
| | 秋田 | 224 | 10 | 30 | 40 | 43 | | | 20 | 22 | 20 | 9 | 20 | 10 | |
| | | 255,748 | 14,040 | 42,660 | 56,700 | 59,080 | | | | 11,988 | 27,540 | 11,988 | 1,944 | 11,988 | 17,820 |
| | | 370 | | | | | | | 10 | 40 | | 50 | 90 | 180 | |
| | 586,980 | | | | | | | 16,740 | 69,120 | | 78,300 | 140,940 | 281,880 | | |

品目別出荷地別月別取扱高(冷凍魚)

令和3年1月～令和3年12月

上段 = 数量、下段 = 金額
単位：数量 = kg、金額 = 円

| 品目名 | 出荷地 | 合計 | 1月 | 2月 | 3月 | 4月 | 5月 | 6月 | 7月 | 8月 | 9月 | 10月 | 11月 | 12月 |
|--------|------|-----------------------|--------------------|--------------------|--------------------|--------------------|--------------------|--------------------|---------------------|--------------------|---------------------|--------------------|---------------------|---------------------|
| 冷凍ぎんたら | 宮城 | 10,075 13,809,394 | 583 641,847 | 1,251 1,303,065 | 628 780,621 | 762 1,149,715 | 501 712,055 | 877 1,327,489 | 841 1,340,627 | 780 1,141,588 | 458 604,508 | 1,326 1,986,493 | 824 1,188,355 | 1,244 1,633,031 |
| | 福島 | 28,418 42,321,090 | 1,202 1,841,983 | 2,177 3,251,021 | 2,245 3,436,568 | 1,542 2,339,953 | 2,041 3,065,478 | 2,019 2,864,133 | 2,563 3,632,521 | 3,311 4,551,062 | 2,109 3,151,207 | 2,858 4,238,753 | 2,994 4,514,320 | 3,357 5,434,091 |
| | 東京 | 8,996 8,318,016 | 181 159,214 | 15 19,764 | 615 587,739 | 318 293,197 | 113 104,835 | | 428 387,678 | 726 644,444 | 2,109 1,808,178 | 1,179 1,081,670 | 2,586 2,507,488 | 726 723,809 |
| | 三重 | 1,905 1,718,768 | 181 142,068 | 998 899,188 | 272 251,065 | 136 125,166 | 295 279,236 | 23 22,045 | | | | | | |
| | 計 | 49,988 67,009,996 | 2,158 2,799,152 | 4,471 5,515,698 | 3,800 5,112,693 | 2,801 3,967,111 | 2,950 4,161,604 | 2,918 4,213,667 | 3,862 5,389,554 | 4,879 6,433,754 | 4,697 5,575,881 | 5,424 7,387,160 | 6,512 8,363,091 | 5,516 8,090,631 |
| | 平均単価 | 1,341 | 1,297 | 1,234 | 1,345 | 1,416 | 1,411 | 1,444 | 1,396 | 1,319 | 1,187 | 1,362 | 1,284 | 1,467 |
| | 秋田 | 105 10,206 | 105 10,206 | | | | | | | | | | | |
| 冷凍ほっけ | 宮城 | 33,798 26,624,070 | 4,343 3,288,667 | 2,503 1,749,745 | 3,194 1,864,992 | 3,179 2,762,319 | 3,621 2,540,344 | 2,509 2,057,622 | 1,760 1,612,442 | 2,505 2,051,954 | 2,601 2,386,977 | 2,365 2,033,156 | 2,709 2,186,224 | 2,509 2,089,628 |
| | 茨城 | 1,180 1,752,753 | 130 203,256 | 314 457,132 | 274 405,702 | 154 300,780 | 155 206,905 | 153 178,978 | | | | | | |
| | 東京 | 29,377 20,606,027 | 516 516,024 | 566 559,548 | 542 532,764 | 1,386 1,084,838 | 2,757 1,924,170 | 2,481 1,725,775 | 2,478 1,866,806 | 2,641 1,895,509 | 2,775 1,874,525 | 4,392 2,915,510 | 5,737 3,618,606 | 3,106 2,091,952 |
| | 山口 | 201 323,050 | | | | | 4 4,752 | 101 152,410 | | | | 96 165,888 | | |
| | 計 | 64,660 49,316,106 | 5,094 4,018,153 | 3,383 2,766,425 | 4,010 2,803,458 | 4,719 4,147,937 | 6,537 4,676,171 | 5,244 4,114,785 | 4,238 3,479,248 | 5,146 3,947,463 | 5,376 4,261,502 | 6,853 5,114,554 | 8,445 5,804,830 | 5,615 4,181,580 |
| | 平均単価 | 763 | 789 | 818 | 699 | 879 | 715 | 785 | 821 | 767 | 793 | 746 | 687 | 745 |
| | 秋田 | 1,236 791,709 | | 2 11,274 | 41 92,335 | 47 81,898 | 48 93,271 | 37 58,908 | 142 67,251 | 148 87,463 | 46 41,655 | 541 118,340 | 147 73,650 | 37 65,664 |
| 冷凍あかうお | 青森 | 735 412,776 | | | | | | | 63 34,020 | 630 356,076 | 42 22,680 | | | |
| | 宮城 | 110,158 85,263,604 | 6,796 4,804,353 | 7,950 5,853,136 | 7,570 6,166,258 | 7,685 6,560,773 | 7,565 6,892,724 | 8,678 7,033,738 | 11,675 8,339,807 | 8,944 6,904,194 | 11,212 8,172,404 | 9,090 7,122,419 | 11,021 8,346,870 | 11,972 9,066,928 |
| | 山形 | 85 297,681 | | | | | | 12 41,559 | 51 162,259 | 6 22,324 | 6 25,920 | | 10 45,619 | |
| | 茨城 | 36 16,200 | | 36 16,200 | | | | | | | | | | |
| | 東京 | 41,919 24,022,804 | 2,976 1,725,229 | 4,005 2,286,483 | 3,835 2,224,674 | 3,857 2,215,542 | 3,653 2,086,164 | 2,731 1,603,628 | 2,938 1,675,939 | 3,867 2,305,126 | 2,936 1,631,999 | 2,994 1,675,028 | 3,729 2,080,461 | 4,398 2,512,531 |
| | 三重 | 5,196 2,712,367 | 809 419,355 | 917 475,958 | 552 267,787 | 735 357,662 | 378 183,480 | 630 302,775 | 147 72,802 | | | 1,028 632,548 | | |
| | 大阪 | 520 448,740 | 60 51,840 | 60 51,840 | 150 129,600 | 110 95,040 | 140 120,420 | | | | | | | |

品目別出荷地別月別取扱高(冷凍魚)

令和3年1月～令和3年12月

上段 = 数量、下段 = 金額
単位：数量 = kg、金額 = 円

| 品目名 | 出荷地 | 合計 | 1月 | 2月 | 3月 | 4月 | 5月 | 6月 | 7月 | 8月 | 9月 | 10月 | 11月 | 12月 |
|--------|----------------------|------------------------|---------------------|---------------------|---------------------|---------------------|---------------------|---------------------|----------------------|---------------------|---------------------|---------------------|----------------------|----------------------|
| 冷凍あかうお | 徳島 | 100 43,200 | | | | | | | 100 43,200 | | | | | |
| | 計 | 159,985 114,009,081 | 10,641 7,000,777 | 12,970 8,694,891 | 12,148 8,880,654 | 12,434 9,310,915 | 11,783 9,376,059 | 12,088 9,040,608 | 15,115 10,395,278 | 13,595 9,675,183 | 14,242 9,894,658 | 13,655 9,548,335 | 14,908 10,546,600 | 16,406 11,645,123 |
| | 平均単価 | 713 | 658 | 670 | 731 | 749 | 796 | 748 | 688 | 712 | 695 | 699 | 707 | 710 |
| 冷凍たい | 秋田 | 16,579 7,070,402 | | | | 4 11,664 | 4 11,664 | 9 37,044 | 1,024 775,332 | 384 1,347,840 | 24 19,332 | 275 36,180 | 14,698 4,805,567 | 157 25,779 |
| | 宮城 | 23,283 17,546,624 | 1,441 1,158,920 | 1,335 1,178,998 | 2,147 1,667,790 | 2,384 1,947,240 | 2,098 1,683,639 | 2,017 1,646,552 | 1,420 1,218,834 | 1,685 1,434,564 | 1,037 964,910 | 1,456 1,515,002 | 1,439 1,283,310 | 4,824 1,846,865 |
| | 東京 | 5,844 8,209,755 | 446 592,677 | 430 544,158 | 430 568,350 | 385 541,890 | 320 437,130 | 280 369,360 | 572 697,032 | 578 770,202 | 583 831,546 | 425 647,460 | 780 1,293,030 | 615 916,920 |
| | 計 | 45,705 32,826,781 | 1,886 1,751,597 | 1,765 1,723,156 | 2,577 2,236,140 | 2,773 2,500,794 | 2,422 2,132,433 | 2,306 2,052,956 | 3,016 2,691,198 | 2,647 3,552,606 | 1,644 1,815,788 | 2,156 2,198,642 | 16,916 7,381,907 | 5,597 2,789,564 |
| | 平均単価 | 718 | 929 | 976 | 868 | 902 | 880 | 890 | 892 | 1,342 | 1,104 | 1,020 | 436 | 498 |
| | 秋田 | 13,460 39,927,676 | | | 1,525 4,619,754 | | 25 92,340 | 205 641,790 | 2,060 6,435,828 | 120 333,612 | 320 913,248 | 2,249 4,558,032 | 5,785 17,822,430 | 1,171 4,510,642 |
| | 宮城 | 16,159 16,683,340 | 1,196 1,120,485 | 971 700,833 | 1,032 1,061,499 | 925 993,126 | 1,058 1,214,325 | 750 863,882 | 1,213 1,341,770 | 1,802 1,989,007 | 1,549 1,662,174 | 2,033 1,887,128 | 1,645 1,351,826 | 1,985 2,497,285 |
| 東京 | 300 328,590 | 110 104,760 | 90 115,560 | 50 58,590 | 20 27,000 | 30 22,680 | | | | | | | | |
| 計 | 29,919 56,939,606 | 1,306 1,225,245 | 1,061 816,393 | 2,607 5,739,843 | 945 1,020,126 | 1,113 1,329,345 | 955 1,505,672 | 3,273 7,777,598 | 1,922 2,322,619 | 1,869 2,575,422 | 4,282 6,445,160 | 7,430 19,174,256 | 3,156 7,007,927 | |
| 平均単価 | 1,903 | 938 | 770 | 2,201 | 1,079 | 1,195 | 1,577 | 2,376 | 1,208 | 1,378 | 1,505 | 2,581 | 2,221 | |
| 冷凍いか | 秋田 | 3,972 4,518,813 | 300 38,880 | 687 318,950 | 124 308,453 | 184 414,001 | 186 388,600 | 151 237,195 | 336 373,210 | 117 387,651 | 339 386,987 | 211 276,970 | 596 429,110 | 741 958,806 |
| | 北海道 | 8,309 6,757,857 | 20 54,000 | 28 60,048 | 80 81,108 | 195 219,780 | 523 470,718 | 1,243 1,007,640 | 1,935 1,493,370 | 1,559 1,249,020 | 655 497,448 | 774 628,911 | 357 268,434 | 940 727,380 |
| | 青森 | 57,488 37,461,445 | 2,080 1,689,013 | 2,602 2,055,671 | 8,407 4,396,464 | 7,268 4,752,768 | 6,153 3,729,469 | 4,653 2,929,828 | 5,102 3,440,396 | 5,834 3,716,706 | 2,751 1,684,007 | 3,067 2,012,042 | 4,660 3,459,973 | 4,911 3,595,108 |
| | 岩手 | 63 156,901 | | | 6 14,515 | 6 9,677 | 3 8,294 | 29 74,649 | 19 49,766 | | | | | |
| | 宮城 | 8,136 19,234,683 | 550 590,868 | 454 655,722 | 818 1,332,558 | 856 2,099,078 | 886 1,778,746 | 828 1,859,309 | 865 2,024,561 | 714 1,900,813 | 478 1,418,660 | 450 1,894,007 | 716 2,112,662 | 521 1,567,699 |
| | 埼玉 | 81 597,044 | | | | | | 6 51,970 | 10 71,160 | 13 86,604 | 11 81,346 | 10 69,510 | 14 115,235 | 17 121,219 |
| | 千葉 | 12 9,072 | | | | | | | | 12 9,072 | | | | |
| | 東京 | 16,496 10,544,356 | 1,159 718,362 | 2,165 1,667,671 | 2,463 1,993,983 | 1,353 1,109,701 | 1,469 964,937 | 1,298 689,160 | 1,078 584,820 | 1,069 512,460 | 1,349 625,860 | 936 444,528 | 1,062 568,890 | 1,095 663,984 |

品目別出荷地別月別取扱高(冷凍魚)

令和3年1月～令和3年12月

上段 = 数量、下段 = 金額
単位：数量 = kg、金額 = 円

| 品目名 | 出荷地 | 合計 | 1月 | 2月 | 3月 | 4月 | 5月 | 6月 | 7月 | 8月 | 9月 | 10月 | 11月 | 12月 |
|-------|------|------------------------|----------------------|----------------------|----------------------|----------------------|----------------------|----------------------|----------------------|----------------------|----------------------|----------------------|----------------------|----------------------|
| 冷凍いか | 新潟 | 2,612 11,277,922 | 96 459,151 | 263 779,198 | 276 802,721 | 214 870,458 | 207 886,724 | 160 762,070 | 177 848,502 | 224 1,076,760 | 176 794,232 | 219 1,092,366 | 203 1,058,724 | 397 1,847,016 |
| | 三重 | 40 19,008 | | | | | | 20 9,072 | 20 9,936 | | | | | |
| | 徳島 | 28,281 24,455,682 | 1,230 1,203,768 | 788 737,964 | 300 262,008 | 2,203 2,078,460 | 1,680 1,577,664 | 2,595 2,279,232 | 2,640 2,445,768 | 3,383 2,837,700 | 3,794 3,181,140 | 3,690 3,089,880 | 3,776 2,839,428 | 2,202 1,922,670 |
| | 計 | 125,489 115,032,783 | 5,435 4,754,042 | 6,986 6,275,224 | 12,470 9,177,295 | 12,278 11,558,761 | 11,111 9,806,535 | 10,956 9,833,770 | 12,194 11,366,372 | 12,944 11,826,552 | 9,554 8,669,680 | 9,356 9,508,214 | 11,382 10,852,456 | 10,823 11,403,882 |
| | 平均単価 | 917 | 875 | 898 | 736 | 941 | 883 | 898 | 932 | 914 | 907 | 1,016 | 953 | 1,054 |
| 冷凍えび | 秋田 | 1,319 1,304,856 | | 10 12,960 | | 86 144,936 | 108 160,056 | | | 26 92,664 | 1,080 816,480 | 6 12,960 | 1 32,400 | 2 32,400 |
| | 青森 | 72 253,368 | | | | | | | | 12 29,160 | | 12 42,768 | 24 90,720 | 24 90,720 |
| | 宮城 | 152,164 214,634,244 | 8,928 10,888,683 | 10,066 13,434,136 | 13,420 18,908,771 | 9,461 14,059,905 | 8,035 12,325,096 | 6,866 11,323,909 | 6,712 11,470,865 | 11,052 18,462,835 | 19,086 29,592,851 | 20,434 27,307,777 | 14,843 17,408,898 | 23,261 29,450,518 |
| | 山形 | 1,100 5,500,008 | 8 63,180 | 9 63,180 | 16 96,120 | | | | 78 452,412 | 344 1,489,320 | 106 532,008 | 128 640,764 | 125 664,092 | 286 1,498,932 |
| | 茨城 | 2,710 11,773,210 | 109 480,190 | 101 397,872 | 192 847,476 | 195 803,196 | 204 829,764 | 288 951,912 | 204 918,972 | 229 966,600 | 68 238,572 | 82 328,644 | 85 352,944 | 953 4,657,068 |
| | 東京 | 35,819 44,174,661 | 506 828,195 | 684 1,017,292 | 1,556 2,185,163 | 5,079 5,891,378 | 2,903 3,139,841 | 5,638 5,349,824 | 5,124 5,582,088 | 3,644 4,075,596 | 1,646 2,249,748 | 1,583 3,206,088 | 2,024 3,890,160 | 5,432 6,759,288 |
| | 神奈川 | 132 188,166 | 12 17,106 | 12 17,106 | 10 14,255 | 12 17,106 | 10 14,255 | 4 5,702 | 10 14,255 | 16 22,808 | 6 8,553 | 14 19,957 | 10 14,255 | 16 22,808 |
| | 岐阜 | 8,874 24,982,668 | 545 1,529,064 | 630 1,772,874 | 690 2,116,422 | 638 1,948,482 | 606 1,721,196 | 610 1,802,142 | 605 1,938,330 | 805 2,302,398 | 765 2,029,374 | 840 2,095,200 | 907 2,394,846 | 1,233 3,332,340 |
| | 計 | 202,190 302,811,181 | 10,108 13,806,418 | 11,511 16,715,420 | 15,885 24,168,207 | 15,470 22,865,003 | 11,866 18,190,208 | 13,406 19,433,489 | 12,732 20,376,922 | 16,128 27,441,381 | 22,758 35,467,586 | 23,099 33,654,158 | 18,018 24,848,315 | 31,209 45,844,074 |
| | 平均単価 | 1,498 | 1,366 | 1,452 | 1,521 | 1,478 | 1,533 | 1,450 | 1,600 | 1,701 | 1,558 | 1,457 | 1,379 | 1,469 |
| 冷凍くじら | 秋田 | 56 184,680 | | | | | 19 129,600 | 23 35,640 | 14 19,440 | | | | | |
| | 宮城 | 2,504 1,907,798 | 231 185,760 | 121 83,160 | 187 158,414 | 219 167,508 | 229 191,808 | 228 210,708 | 163 112,428 | 275 188,568 | 90 80,352 | 200 132,516 | 130 82,944 | 431 313,632 |
| | 東京 | 294 810,864 | 5 17,010 | 24 33,696 | 67 112,212 | 79 124,632 | 98 194,832 | 12 72,576 | 6 35,586 | 2 77,760 | | | | 1 103,680 |
| | 大阪 | 55 224,197 | | | 7 12,441 | 14 20,735 | 7 12,441 | 11 24,882 | 2 20,735 | 2 20,735 | 3 29,029 | 3 24,882 | 3 29,029 | 3 29,288 |
| | 山口 | 21 141,480 | | | | 6 17,172 | 2 5,724 | 4 11,448 | 2 27,540 | 2 16,632 | 1 11,448 | 1 11,448 | 1 17,172 | 2 22,896 |
| | 計 | 2,929 3,269,019 | 236 202,770 | 145 116,856 | 261 283,067 | 316 330,047 | 355 534,405 | 278 355,254 | 188 215,729 | 281 303,695 | 95 133,789 | 204 181,806 | 135 142,105 | 435 469,496 |

品目別出荷地別月別取扱高(冷凍魚)

令和3年1月～令和3年12月

上段 = 数量、下段 = 金額
単位：数量 = kg、金額 = 円

| 品目名 | 出荷地 | 合計 | 1月 | 2月 | 3月 | 4月 | 5月 | 6月 | 7月 | 8月 | 9月 | 10月 | 11月 | 12月 | |
|---------|----------------------|---------------------|-----------------------|---------------------|----------------------|---------------------|--------------------|---------------------|---------------------|---------------------|---------------------|---------------------|----------------------|--------------------|---------------------|
| 冷凍くじら | 平均単価 | 1,116 | 859 | 806 | 1,083 | 1,045 | 1,507 | 1,280 | 1,146 | 1,079 | 1,415 | 891 | 1,053 | 1,077 | |
| | 冷凍はたはた | 秋田 | 8,274 17,295,812 | 275 180,144 | 722 532,388 | 362 379,491 | 237 331,142 | 447 374,963 | 319 322,223 | 338 496,771 | 607 1,391,179 | 388 282,441 | 410 319,680 | 1,665 1,355,086 | 2,504 11,330,304 |
| | | 宮城 | 72 151,631 | | | | | | 58 121,305 | | | | | | 14 30,326 |
| | | 千葉 | 18 3,888 | | | | 18 3,888 | | | | | | | | |
| | | 石川 | 862 818,910 | | | | | | 230 224,262 | 200 194,400 | | 250 243,000 | | 182 157,248 | |
| | | 兵庫 | 554 155,557 | | 386 108,385 | 168 47,172 | | | | | | | | | |
| | | 計 | 9,780 18,425,798 | 275 180,144 | 1,108 640,773 | 530 426,663 | 255 335,030 | 447 374,963 | 607 667,790 | 538 691,171 | 607 1,391,179 | 638 525,441 | 410 319,680 | 1,847 1,512,334 | 2,518 11,360,630 |
| | | 平均単価 | 1,884 | 655 | 578 | 805 | 1,314 | 839 | 1,100 | 1,284 | 2,291 | 823 | 781 | 819 | 4,511 |
| | | 冷凍ます | 秋田 | 16 6,307 | | | | | | | | | 6 907 | 10 5,400 | |
| 北海道 | 860 538,704 | | 40 25,056 | 220 137,808 | 260 162,864 | 280 175,392 | 40 25,056 | 20 12,528 | | | | | | | |
| 宮城 | 40,628 54,198,985 | | 3,821 5,187,402 | 5,046 6,835,288 | 3,660 4,933,278 | 5,161 6,159,704 | 3,165 3,871,333 | 3,214 3,926,641 | 2,575 3,546,039 | 2,541 3,595,536 | 2,093 2,703,931 | 2,803 3,688,956 | 2,359 3,287,952 | 4,190 6,462,925 | |
| 東京 | 22,256 29,540,916 | | 1,228 1,336,716 | 2,006 2,295,324 | 2,589 2,929,716 | 1,714 2,116,368 | 1,766 2,476,818 | 1,849 2,383,182 | 1,522 2,045,952 | 1,722 2,387,232 | 1,858 2,572,344 | 2,009 2,934,576 | 1,877 2,813,778 | 2,116 3,248,910 | |
| 計 | 63,760 84,284,912 | | 5,089 6,549,174 | 7,273 9,268,420 | 6,509 8,025,858 | 7,154 8,451,464 | 4,971 6,373,207 | 5,083 6,322,351 | 4,097 5,591,991 | 4,263 5,982,768 | 3,957 5,277,182 | 4,822 6,628,932 | 4,236 6,101,730 | 6,306 9,711,835 | |
| 平均単価 | 1,322 | | 1,287 | 1,275 | 1,233 | 1,181 | 1,282 | 1,244 | 1,365 | 1,403 | 1,333 | 1,375 | 1,440 | 1,540 | |
| 冷凍ずわいがに | 秋田 | | 310 874,800 | | | | | | | | | | | | 310 874,800 |
| | 北海道 | | 65,522 245,770,416 | 5,032 14,200,505 | 15,111 51,677,973 | 4,250 14,348,340 | | 6,680 23,537,822 | 3,900 13,166,712 | 3,468 14,779,506 | 3,196 13,616,878 | 9,504 39,329,586 | 14,381 61,113,094 | | |
| | 青森 | | 40 216,000 | | | | | | | | | | | | 40 216,000 |
| | 宮城 | 4,553 17,994,278 | 553 1,956,690 | 238 250,452 | 414 1,148,958 | 257 853,524 | 35 108,270 | 35 113,400 | 274 1,195,279 | 761 3,310,177 | 12 54,432 | 138 609,822 | 444 1,874,286 | 1,392 6,518,988 | |
| | 東京 | 1,066 4,316,890 | 43 120,690 | 136 198,472 | 45 149,040 | 115 391,500 | 80 266,220 | 80 268,650 | 45 170,100 | 146 744,768 | 25 94,500 | 55 216,000 | 35 201,150 | 261 1,495,800 | |
| | 新潟 | 16 18,576 | | | | | | | | | 16 18,576 | | | | |
| | 三重 | 24 117,482 | | | | | | | | | | | | 24 117,482 | |

品目別出荷地別月別取扱高(冷凍魚)

令和3年1月～令和3年12月

上段 = 数量、下段 = 金額
単位：数量 = kg、金額 = 円

| 品目名 | 出荷地 | 合計 | 1月 | 2月 | 3月 | 4月 | 5月 | 6月 | 7月 | 8月 | 9月 | 10月 | 11月 | 12月 | |
|----------|------|-----------------------|---------------------|----------------------|---------------------|---------------------|---------------------|---------------------|---------------------|---------------------|---------------------|----------------------|------------------|---------------------|----------------|
| 冷凍ずわいがに | 鳥取 | 394 1,593,432 | 20 98,496 | 8 23,328 | 40 104,976 | | 48 105,408 | | 50 180,360 | 32 164,160 | 48 105,408 | 16 66,528 | 18 52,488 | 114 692,280 | |
| | 島根 | 455 1,678,104 | 10 25,920 | 10 25,920 | 32 112,752 | 58 228,096 | 22 73,872 | 58 237,168 | 70 294,192 | 36 159,408 | 34 126,792 | 56 215,136 | 40 103,680 | 29 75,168 | |
| | 徳島 | 121 407,160 | | | | | | | | | | | | | 121 407,160 |
| | 長崎 | 456 1,801,440 | 32 107,136 | 8 26,784 | 8 26,784 | | | 24 80,352 | 8 30,240 | 56 211,680 | 8 30,240 | | 72 295,488 | 240 992,736 | |
| | 計 | 72,956 274,788,578 | 5,690 16,509,437 | 15,510 52,202,929 | 4,789 15,890,850 | 430 1,473,120 | 6,865 24,091,592 | 4,097 13,866,282 | 3,915 16,649,677 | 4,243 18,225,647 | 9,631 39,740,958 | 14,645 62,220,580 | 609 2,527,092 | 2,532 11,390,414 | |
| | 平均単価 | 3,766 | 2,902 | 3,366 | 3,318 | 3,426 | 3,509 | 3,384 | 4,253 | 4,296 | 4,126 | 4,248 | 4,150 | 4,498 | |
| 冷凍たらばがに | 北海道 | 6,885 48,818,396 | | | | 2,187 14,397,578 | | | | | 3,377 23,130,403 | 1,321 11,290,415 | | | |
| | 宮城 | 1,282 10,880,406 | 84 765,018 | 10 54,756 | | 12 67,500 | 11 64,800 | 10 62,208 | 166 1,135,296 | 126 873,072 | 10 52,920 | 42 312,444 | 45 354,996 | 766 7,137,396 | |
| | 東京 | 146 910,548 | 20 108,000 | 20 106,272 | 24 131,328 | 50 302,724 | 12 74,304 | | | | | | | | 20 187,920 |
| | 鳥取 | 10 48,600 | | | | | | | | | 10 48,600 | | | | |
| | 計 | 8,323 60,657,950 | 104 873,018 | 30 161,028 | 24 131,328 | 2,249 14,767,802 | 23 139,104 | 10 62,208 | 166 1,135,296 | 126 873,072 | 3,395 23,231,923 | 1,363 11,602,859 | 45 354,996 | 788 7,325,316 | |
| | 平均単価 | 7,288 | 8,427 | 5,440 | 5,472 | 6,568 | 6,101 | 6,221 | 6,839 | 6,940 | 6,838 | 8,514 | 7,889 | 9,301 | |
| 冷凍毛がに | 北海道 | 1,600 10,105,344 | | | | | | | | | 800 4,283,712 | 800 5,821,632 | | | |
| | 青森 | 108 768,290 | 8 55,490 | | | | | | 12 66,096 | 24 151,200 | | | | 64 495,504 | |
| | 計 | 1,708 10,873,634 | 8 55,490 | | | | | | 12 66,096 | 24 151,200 | 800 4,283,712 | 800 5,821,632 | | 64 495,504 | |
| | 平均単価 | 6,366 | 6,936 | | | | | | 5,508 | 6,300 | 5,355 | 7,277 | | 7,742 | |
| 冷凍その他かに類 | 北海道 | 5,094 15,169,103 | 16 8,640 | | | | | | | 590 2,664,794 | 4,488 12,495,669 | | | | |
| | 宮城 | 4,468 5,728,177 | 220 199,411 | 377 314,733 | 510 482,397 | 388 349,963 | 483 1,832,485 | 355 291,319 | 369 421,625 | 388 579,906 | 299 284,099 | 369 306,791 | 324 262,463 | 386 402,985 | |
| | 東京 | 1,520 1,369,397 | 132 121,176 | 120 110,160 | 22 19,656 | 22 19,656 | 48 40,176 | 24 22,032 | 12 11,016 | 60 53,136 | 156 136,469 | 288 259,200 | 300 272,808 | 336 303,912 | |
| | 新潟 | 2 111,024 | | | | | | | | | | | | 2 111,024 | |
| | 計 | 11,084 22,377,701 | 368 329,227 | 497 424,893 | 535 502,053 | 410 369,619 | 531 1,872,661 | 379 313,351 | 381 432,641 | 1,038 3,297,836 | 4,941 12,916,237 | 657 565,991 | 625 646,295 | 722 706,897 | |

品目別出荷地別月別取扱高(冷凍魚)

令和3年1月～令和3年12月

上段 = 数量、下段 = 金額
単位：数量 = kg、金額 = 円

| 品目名 | 出荷地 | 合計 | 1月 | 2月 | 3月 | 4月 | 5月 | 6月 | 7月 | 8月 | 9月 | 10月 | 11月 | 12月 | |
|----------|----------------------|----------------|--------------------|--------------------|--------------------|--------------------|--------------------|--------------------|--------------------|--------------------|--------------------|--------------------|--------------------|--------------------|------------------|
| 冷凍その他かに類 | 平均単価 | 2,019 | 894 | 856 | 939 | 902 | 3,530 | 828 | 1,136 | 3,177 | 2,613 | 862 | 1,034 | 979 | |
| | 冷凍たこ | 秋田 | 25 29,430 | | | | | | | | | | 25 29,430 | | |
| | | 青森 | 10 20,520 | | | | | | | | | | | 10 20,520 | |
| | | 宮城 | 3,174 4,368,936 | 184 181,764 | 205 225,396 | 110 141,588 | 875 394,632 | 77 157,788 | 514 902,059 | 282 519,135 | 195 366,477 | 71 148,349 | 145 256,716 | 165 327,726 | 351 747,306 |
| | | 茨城 | 40 20,520 | | | | | | 40 20,520 | | | | | | |
| | | 東京 | 22 21,168 | | | 12 10,368 | | | | | | | | | 10 10,800 |
| | | 新潟 | 39 38,232 | | 6 22,032 | 9 7,776 | 1 972 | | | | 23 7,452 | | | | |
| | | 計 | 3,310 4,498,806 | 184 181,764 | 211 247,428 | 131 159,732 | 876 395,604 | 77 157,788 | 554 922,579 | 282 519,135 | 218 373,929 | 71 148,349 | 170 286,146 | 175 348,246 | 361 758,106 |
| | | 平均単価 | 1,359 | 988 | 1,173 | 1,219 | 452 | 2,046 | 1,665 | 1,841 | 1,713 | 2,091 | 1,679 | 1,985 | 2,099 |
| | | 冷凍ほたて貝 | 秋田 | 1,653 1,106,244 | 125 53,028 | 140 60,480 | 134 60,048 | 40 17,280 | 50 21,600 | 30 12,960 | 20 8,640 | 10 4,320 | 240 231,120 | 384 346,248 | 240 135,000 |
| 北海道 | 8,392 7,680,074 | | 1,480 1,138,104 | 1,726 1,197,288 | 330 316,440 | 1,190 1,225,260 | 420 401,328 | 210 193,320 | 676 705,866 | 510 557,928 | 340 299,700 | 1,070 1,060,020 | 110 145,260 | 330 439,560 | |
| 青森 | 1,256 3,550,770 | | 90 247,536 | 83 203,796 | 101 218,322 | 72 187,704 | 40 58,320 | 150 247,968 | 20 67,500 | 60 182,628 | 70 212,760 | 30 100,980 | 100 275,076 | 440 1,548,180 | |
| 宮城 | 7,837 15,685,736 | | 838 1,203,012 | 429 837,810 | 1,328 1,734,372 | 945 1,938,384 | 646 1,488,564 | 345 759,780 | 389 916,920 | 604 1,767,744 | 550 1,587,060 | 654 1,259,064 | 389 771,206 | 720 1,421,820 | |
| 東京 | 3,399 7,205,220 | | 390 358,344 | 270 420,876 | 192 319,680 | 312 555,660 | 124 203,040 | 270 444,420 | 230 602,100 | 302 707,400 | 480 1,273,320 | 212 534,060 | 280 716,580 | 337 1,069,740 | |
| 新潟 | 20 18,360 | | 20 18,360 | | | | | | | | | | | | |
| 計 | 22,557 35,246,404 | | 2,943 3,018,384 | 2,648 2,720,250 | 2,085 2,648,862 | 2,559 3,924,288 | 1,280 2,172,852 | 1,005 1,658,448 | 1,335 2,301,026 | 1,486 3,220,020 | 1,680 3,603,960 | 2,350 3,300,372 | 1,119 2,043,122 | 2,067 4,634,820 | |
| 平均単価 | 1,563 | | 1,026 | 1,027 | 1,270 | 1,534 | 1,698 | 1,650 | 1,724 | 2,167 | 2,145 | 1,404 | 1,826 | 2,242 | |
| 冷すりみ | 北海道 | | 369 857,304 | 30 63,504 | 15 31,752 | 30 63,504 | 60 127,008 | 15 31,752 | 15 31,752 | 15 31,752 | 15 31,752 | 15 31,752 | 30 63,504 | 39 158,760 | 90 190,512 |
| | 宮城 | | 2,682 6,461,856 | 10 10,260 | 204 51,775 | 52 103,572 | 100 250,560 | 80 212,220 | 120 357,480 | 142 387,828 | 100 263,520 | 100 306,180 | 510 1,243,080 | 864 2,100,341 | 400 1,175,040 |
| | 東京 | 220 158,760 | | 120 87,480 | | | | | | | | | 100 71,280 | | |
| | 愛媛 | 72 174,960 | | | | | | | | | | | 60 87,480 | 12 87,480 | |
| | 計 | | | | | | | | | | | | | | |

品目別出荷地別月別取扱高(冷凍魚)

令和3年1月～令和3年12月

上段 = 数量、下段 = 金額
単位：数量 = kg、金額 = 円

| 品目名 | 出荷地 | 合計 | 1月 | 2月 | 3月 | 4月 | 5月 | 6月 | 7月 | 8月 | 9月 | 10月 | 11月 | 12月 | |
|------|--------|-----------------------|----------------------|---------------------|---------------------|--------------------|--------------------|---------------------|---------------------|---------------------|--------------------|--------------------|--------------------|---------------------|--------------------|
| 冷すりみ | 計 | 3,343 7,652,880 | 40 73,764 | 339 171,007 | 82 167,076 | 160 377,568 | 95 243,972 | 135 389,232 | 157 419,580 | 115 295,272 | 115 337,932 | 540 1,306,584 | 1,063 2,417,861 | 502 1,453,032 | |
| | 平均単価 | 2,289 | 1,844 | 504 | 2,038 | 2,360 | 2,568 | 2,883 | 2,672 | 2,568 | 2,939 | 2,420 | 2,275 | 2,894 | |
| 冷凍食品 | 秋田 | 3,834 3,926,217 | 520 275,356 | 893 306,298 | 580 289,008 | 219 270,976 | 127 186,472 | 190 308,015 | 149 273,476 | 258 577,151 | 171 337,434 | 209 403,812 | 149 211,032 | 369 487,187 | |
| | 青森 | 78 217,905 | 6 16,762 | 6 16,762 | 18 50,286 | 30 83,809 | | 12 33,524 | 6 16,762 | | | | | | |
| | 岩手 | 48 549,504 | 3 17,280 | 3 17,280 | 3 17,280 | 6 94,349 | 3 17,280 | 3 17,280 | 3 17,280 | 2 17,280 | 4 68,429 | 2 17,280 | 8 111,629 | 3 42,854 | 8 111,283 |
| | 宮城 | 45,534 48,175,390 | 5,613 2,918,674 | 5,292 3,719,598 | 6,120 4,194,215 | 3,177 2,864,747 | 2,259 2,725,882 | 2,387 2,847,481 | 2,626 3,329,416 | 4,049 4,926,993 | 2,791 3,186,651 | 2,996 4,121,095 | 3,301 5,185,544 | 4,923 8,155,094 | |
| | 茨城 | 370 1,047,816 | | 25 71,280 | 25 71,280 | 95 268,272 | 45 127,008 | 75 213,840 | 75 212,544 | 15 41,472 | | 15 42,120 | | | |
| | 群馬 | 1,140 543,180 | 54 16,767 | 70 32,751 | 72 22,356 | 618 96,309 | 4 5,589 | 14 22,356 | 16 35,521 | 16 25,224 | 126 110,144 | 25 47,136 | 112 109,588 | 13 19,439 | |
| | 埼玉 | 296 209,736 | 40 14,256 | | 80 28,512 | 80 28,512 | 40 14,256 | 8 14,256 | | 16 34,776 | 8 14,256 | 8 21,060 | 8 25,596 | 8 14,256 | |
| | 東京 | 27,996 18,582,194 | 2,895 1,271,926 | 3,048 1,581,155 | 3,790 1,882,824 | 2,119 1,341,944 | 1,876 1,284,832 | 1,867 1,316,633 | 1,761 1,372,941 | 2,195 1,688,499 | 1,727 1,211,636 | 1,882 1,388,672 | 1,877 1,363,632 | 2,959 2,877,500 | |
| | 神奈川 | 54 66,432 | 6 7,386 | 12 14,730 | 6 7,386 | 6 7,386 | 4 4,924 | 4 4,924 | 2 2,462 | 2 2,462 | 4 4,924 | 2 2,462 | 2 2,462 | 4 4,924 | |
| | 新潟 | 1,763 2,435,347 | 135 159,150 | 129 188,440 | 163 190,513 | 186 421,500 | 108 126,102 | 103 120,788 | 112 164,904 | 142 154,247 | 178 181,655 | 208 185,324 | 187 382,926 | 112 159,798 | |
| | 岐阜 | 6,205 15,975,392 | 325 828,191 | 413 990,935 | 527 1,382,620 | 655 1,803,384 | 629 1,760,994 | 502 1,417,824 | 366 958,176 | 442 1,204,200 | 490 1,191,618 | 599 1,428,786 | 680 1,688,796 | 577 1,319,868 | |
| | 鳥取 | 415 463,120 | 129 140,759 | 121 122,750 | 113 136,007 | 50 61,185 | 2 2,419 | | | | | | | | |
| | 山口 | 24 24,624 | | 24 24,624 | | | | | | | | | | | |
| | 計 | 87,758 92,216,857 | 9,728 5,666,507 | 10,036 7,086,603 | 11,495 8,272,287 | 7,241 7,342,373 | 5,096 6,255,758 | 5,166 6,316,921 | 5,116 6,383,482 | 7,138 8,723,453 | 5,497 6,255,598 | 5,952 7,752,096 | 6,320 9,012,430 | 8,973 13,149,349 | |
| | 平均単価 | 1,051 | 583 | 706 | 720 | 1,014 | 1,228 | 1,223 | 1,248 | 1,222 | 1,138 | 1,302 | 1,426 | 1,465 | |
| | その他冷凍品 | 秋田 | 64,850 18,150,408 | 4,456 636,125 | 5,565 1,397,185 | 5,029 1,484,066 | 7,563 2,239,242 | 6,586 1,745,663 | 5,099 1,413,031 | 4,262 1,053,123 | 4,902 1,633,874 | 4,670 1,105,510 | 5,689 1,365,204 | 6,333 1,722,999 | 4,696 2,354,386 |
| | | 青森 | 2,310 7,338,227 | 35 92,880 | 67 300,543 | 212 621,517 | 297 939,561 | 171 553,520 | 132 359,618 | 174 556,493 | 261 798,613 | 169 512,652 | 232 731,349 | 237 784,918 | 323 1,086,563 |
| 宮城 | | 64,100 103,739,696 | 6,507 5,309,280 | 5,820 5,288,737 | 5,176 6,894,493 | 7,623 9,814,729 | 4,326 7,281,501 | 5,044 10,424,760 | 6,664 14,471,306 | 4,766 10,051,860 | 3,858 7,605,967 | 3,570 7,176,139 | 4,295 8,037,358 | 6,451 11,383,566 | |
| 福島 | | 3,976 10,457,316 | 70 156,060 | 130 255,420 | -10 -23,220 | 515 1,199,448 | 436 1,134,540 | 610 1,608,660 | 1,295 3,545,748 | 360 954,180 | 110 283,500 | 230 665,280 | 60 169,560 | 170 508,140 | |

品目別出荷地別月別取扱高(冷凍魚)

令和3年1月～令和3年12月

上段 = 数量、下段 = 金額
単位：数量 = kg、金額 = 円

| 品目名 | 出荷地 | 合計 | 1月 | 2月 | 3月 | 4月 | 5月 | 6月 | 7月 | 8月 | 9月 | 10月 | 11月 | 12月 | |
|-----------|-------------|------------|-----------|------------|------------|------------|------------|------------|------------|------------|------------|------------|------------|-----------|-----------|
| その他冷凍品 | 栃木 | 220 | | | 40 | 70 | | | | 30 | | 20 | 10 | 50 | |
| | | 160,488 | | | 29,376 | 51,408 | | | | 12,312 | | 16,848 | 8,424 | 42,120 | |
| | 群馬 | 22 | | | | 17 | 5 | | | | | | | | |
| | | 31,250 | | | | 22,842 | 8,408 | | | | | | | | |
| | 埼玉 | 1,934 | | | | | | | 121 | 394 | 259 | 355 | 249 | 241 | 315 |
| | | 8,424,350 | | | | | | | 653,992 | 1,500,107 | 1,287,629 | 1,264,989 | 1,176,047 | 1,131,335 | 1,410,251 |
| | 東京 | 50,580 | 2,001 | 2,302 | 3,220 | 5,394 | 4,019 | 4,819 | 7,142 | 5,212 | 4,308 | 3,846 | 3,575 | 4,742 | |
| | | 63,216,612 | 1,800,762 | 2,520,034 | 4,547,451 | 8,218,855 | 4,979,476 | 6,514,055 | 14,707,953 | 5,028,226 | 3,480,565 | 3,207,271 | 3,807,671 | 4,404,293 | |
| | 新潟 | 85 | 11 | 7 | 25 | 2 | 4 | 10 | | | 6 | 10 | | | 10 |
| | | 141,307 | 23,155 | 7,776 | 34,560 | 2,592 | 5,184 | 21,600 | | | 3,240 | 21,600 | | | 21,600 |
| | 岐阜 | 560 | 26 | 57 | 64 | 57 | 38 | 50 | 24 | 43 | 54 | 46 | 37 | 64 | |
| | | 701,010 | 37,716 | 72,318 | 73,872 | 60,264 | 48,600 | 58,320 | 33,048 | 54,432 | 64,152 | 60,264 | 58,320 | 79,704 | |
| | 三重 | 48 | | | 12 | | 12 | | | 12 | | 12 | | | |
| | | 36,288 | | | 9,072 | | 9,072 | | | 9,072 | | 9,072 | | | |
| | 兵庫 | 533 | | | | 58 | 29 | 58 | 43 | 58 | 43 | 72 | 86 | 86 | |
| | | 489,103 | | | | 52,876 | 26,438 | 52,876 | 39,657 | 53,265 | 39,268 | 66,095 | 79,314 | 79,314 | |
| | 鳥取 | 219 | | | | 17 | 19 | 21 | 18 | 25 | 34 | 20 | 24 | 41 | |
| 1,341,605 | | | | | 95,707 | 111,622 | 122,702 | 107,902 | 145,503 | 210,503 | 123,678 | 145,967 | 278,021 | | |
| 山口 | 88 | | 12 | 28 | 10 | 5 | 7 | 4 | 8 | 6 | 2 | 2 | 4 | | |
| | 449,140 | | 12,312 | 71,334 | 55,534 | 32,724 | 67,824 | 34,560 | 65,664 | 42,876 | 16,416 | 16,416 | 33,480 | | |
| 徳島 | 259 | | | | | | | | | | 7 | 122 | 130 | | |
| | 389,016 | | | | | | | | | | 19,656 | 178,416 | 190,944 | | |
| 熊本 | 7,560 | | | | 7,560 | | | | | | | | | | |
| | 189,784 | 13,105 | 13,960 | 13,797 | 21,624 | 15,651 | 15,970 | 20,032 | 15,929 | 13,629 | 13,983 | 15,021 | 17,083 | | |
| 計 | 215,073,376 | 8,055,978 | 9,854,325 | 13,742,521 | 22,760,618 | 15,936,748 | 21,297,438 | 36,058,969 | 20,088,798 | 14,640,654 | 14,624,247 | 16,140,698 | 21,872,382 | | |
| 平均単価 | 1,133 | 615 | 706 | 996 | 1,053 | 1,018 | 1,334 | 1,800 | 1,261 | 1,074 | 1,046 | 1,075 | 1,280 | | |
| | | | | | | | | | | | | | | | |
| | | | | | | | | | | | | | | | |
| | | | | | | | | | | | | | | | |
| | | | | | | | | | | | | | | | |
| | | | | | | | | | | | | | | | |
| | | | | | | | | | | | | | | | |
| | | | | | | | | | | | | | | | |

品目別出荷地別月別取扱高(塩干加工品)

令和3年1月～令和3年12月

上段 = 数量、下段 = 金額
単位：数量 = kg、金額 = 円

| 品目名 | 出荷地 | 合計 | 1月 | 2月 | 3月 | 4月 | 5月 | 6月 | 7月 | 8月 | 9月 | 10月 | 11月 | 12月 |
|------|------------------------|----------------------|----------------------|----------------------|----------------------|----------------------|----------------------|----------------------|----------------------|----------------------|----------------------|----------------------|----------------------|--------------------|
| 塩銀さけ | 秋田 | 14,300 1,064,901 | 1,220 95,688 | 1,280 100,915 | 3,080 242,827 | 3,840 290,909 | 3,380 252,158 | 1,500 82,404 | | | | | | |
| | 宮城 | 10,211 8,664,365 | 372 313,373 | 988 936,090 | 660 538,812 | 430 358,020 | 829 680,508 | 1,587 1,108,620 | 848 667,116 | 933 821,340 | 928 757,080 | 1,223 1,116,180 | 1,022 961,146 | 391 406,080 |
| | 千葉 | 1,776 1,897,344 | | 120 120,528 | 160 160,704 | 280 287,712 | 40 42,336 | 168 174,528 | 160 169,344 | 160 177,984 | 160 177,984 | 168 185,760 | 160 177,984 | 200 222,480 |
| | 東京 | 11,139 8,910,495 | 564 490,482 | 474 268,218 | 724 684,763 | 1,236 883,602 | 2,174 1,217,484 | 1,036 918,528 | 1,585 966,578 | 575 589,950 | 700 708,210 | 760 784,350 | 551 585,090 | 760 813,240 |
| | 計 | 37,426 20,537,105 | 2,156 899,543 | 2,862 1,425,751 | 4,624 1,627,106 | 5,786 1,820,243 | 6,420 2,192,486 | 4,294 2,284,080 | 2,593 1,803,038 | 1,668 1,589,274 | 1,788 1,643,274 | 2,151 2,086,290 | 1,733 1,724,220 | 1,351 1,441,800 |
| | 平均単価 | 549 | 417 | 498 | 352 | 315 | 341 | 532 | 695 | 953 | 919 | 970 | 995 | 1,067 |
| | 塩紅さけ | 秋田 | 1,406 2,282,109 | 160 157,680 | 50 21,751 | 100 117,061 | 81 55,836 | 36 43,265 | 102 142,634 | 179 235,952 | 106 106,161 | 135 841,078 | 56 71,630 | 104 76,581 |
| 北海道 | 11,493 21,663,229 | 751 1,324,642 | 407 749,871 | 640 1,033,522 | 548 924,815 | 370 626,265 | 1,032 1,908,892 | 1,054 1,833,929 | 578 1,058,400 | 676 1,277,964 | 1,337 2,255,850 | 875 1,729,350 | 3,225 6,939,729 | |
| 青森 | 50,847 61,451,749 | 1,954 2,118,798 | 3,569 3,753,118 | 4,147 4,568,529 | 3,942 4,418,917 | 3,700 4,203,414 | 2,438 2,808,420 | 5,889 6,840,796 | 6,741 8,202,105 | 5,398 6,723,767 | 5,065 6,433,106 | 3,740 5,325,210 | 4,264 6,055,569 | |
| 宮城 | 263,647 321,204,714 | 16,692 17,621,817 | 22,176 23,773,901 | 23,193 25,601,861 | 25,356 27,455,003 | 23,414 25,733,252 | 26,722 29,909,419 | 22,856 27,916,755 | 19,057 24,604,563 | 16,237 21,200,605 | 19,971 26,203,376 | 19,757 27,797,205 | 28,213 43,386,957 | |
| 千葉 | 27,144 41,931,451 | 1,232 1,788,909 | 1,928 2,871,679 | 2,928 4,135,447 | 2,176 3,339,445 | 1,864 2,759,009 | 2,440 3,605,813 | 2,568 3,834,430 | 3,064 4,573,235 | 3,416 5,311,352 | 1,376 2,200,866 | 1,376 2,450,906 | 2,776 5,060,360 | |
| 東京 | 156,379 178,489,226 | 944 1,468,930 | 14,696 16,151,315 | 10,501 10,876,876 | 8,820 10,257,599 | 13,700 14,561,561 | 18,281 19,682,231 | 16,645 17,569,790 | 14,536 16,748,093 | 9,552 10,062,704 | 15,750 20,580,223 | 12,198 13,513,002 | 20,756 27,016,902 | |
| 新潟 | 2,058 4,220,367 | 105 157,910 | 175 334,530 | 228 380,835 | 88 177,660 | 70 137,970 | 70 136,080 | 95 207,900 | 318 662,347 | 123 279,720 | 88 195,615 | 193 431,865 | 505 1,117,935 | |
| 兵庫 | 595 1,122,660 | | | | | 35 66,150 | 210 395,955 | 279 529,200 | 35 67,095 | 18 32,130 | 18 32,130 | | | |
| 計 | 513,569 632,365,505 | 21,836 24,638,686 | 43,001 47,656,165 | 41,737 46,714,131 | 41,011 46,629,275 | 43,191 48,130,886 | 51,294 58,589,444 | 49,565 58,968,752 | 44,434 56,021,999 | 35,553 45,729,320 | 43,660 57,972,796 | 38,243 51,324,119 | 60,044 89,989,932 | |
| 平均単価 | 1,231 | 1,128 | 1,108 | 1,119 | 1,137 | 1,114 | 1,142 | 1,190 | 1,261 | 1,286 | 1,328 | 1,342 | 1,499 | |
| 塩さけ | 北海道 | 2,323 4,022,671 | 17 47,844 | 100 162,864 | 184 347,544 | 238 404,827 | 177 314,496 | 295 403,466 | 247 422,928 | 244 412,344 | 150 270,540 | 381 685,990 | 135 240,948 | 155 308,880 |
| | 青森 | 852 729,335 | 17 11,351 | 20 7,560 | | | 389 359,467 | 48 36,288 | 166 121,825 | 564 548,294 | -384 -385,690 | 16 18,144 | 16 12,096 | |
| | 宮城 | 35,382 35,259,649 | 1,318 1,047,632 | 2,748 2,645,858 | 2,429 2,420,488 | 3,639 2,928,397 | 1,671 1,453,550 | 2,066 1,874,589 | 3,112 3,259,656 | 2,438 2,609,118 | 4,051 4,129,791 | 4,526 4,741,480 | 4,060 4,477,170 | 3,324 3,671,920 |
| | 千葉 | 2,720 2,872,282 | | 240 241,056 | 312 308,016 | 480 494,208 | 32 36,720 | 288 309,312 | 216 231,552 | 120 134,352 | 264 279,936 | 216 239,674 | 256 281,232 | 296 316,224 |
| | 東京 | 41,500 37,189,641 | 2,108 2,024,352 | 3,187 3,181,377 | 3,970 3,795,160 | 2,833 2,536,997 | 2,452 2,112,219 | 2,701 2,327,835 | 3,449 3,042,530 | 3,154 2,921,094 | 3,524 3,018,025 | 5,085 3,912,085 | 4,316 3,854,123 | 4,721 4,463,844 |

品目別出荷地別月別取扱高(塩干加工品)

令和3年1月～令和3年12月

上段 = 数量、下段 = 金額
単位：数量 = kg、金額 = 円

| 品目名 | 出荷地 | 合計 | 1月 | 2月 | 3月 | 4月 | 5月 | 6月 | 7月 | 8月 | 9月 | 10月 | 11月 | 12月 |
|-----|------------|------------|-----------|-----------|-----------|-----------|-----------|-----------|-----------|-----------|-----------|-----------|-----------|-----------|
| 塩さけ | | 12,156 | 1,288 | 1,464 | 2,032 | 1,944 | 1,664 | 1,736 | 1,088 | 570 | 370 | | | |
| | 新潟 | 12,751,688 | 1,262,644 | 1,471,056 | 2,070,495 | 2,054,140 | 1,775,775 | 1,850,079 | 1,156,071 | 676,620 | 434,808 | | | |
| | 計 | 94,933 | 4,748 | 7,759 | 8,927 | 9,133 | 6,385 | 7,134 | 8,278 | 7,090 | 7,975 | 10,225 | 8,783 | 8,496 |
| | 平均単価 | 92,825,266 | 4,393,823 | 7,709,771 | 8,941,703 | 8,418,569 | 6,052,227 | 6,801,569 | 8,234,562 | 7,301,822 | 7,747,410 | 9,597,373 | 8,865,569 | 8,760,868 |
| 塩ます | | 978 | 925 | 994 | 1,002 | 922 | 948 | 953 | 995 | 1,030 | 972 | 939 | 1,009 | 1,031 |
| | 秋田 | 1,215 | | 75 | 100 | 125 | 133 | 108 | 132 | 165 | 125 | 27 | 100 | 125 |
| | | 120,906 | | 4,050 | 5,400 | 6,750 | 14,526 | 13,176 | 27,864 | 26,190 | 6,750 | 4,050 | 5,400 | 6,750 |
| | 北海道 | 43 | 16 | | | | 9 | 9 | 1 | 1 | 1 | 1 | 5 | |
| | | 81,708 | 22,680 | | | | 19,245 | 19,244 | 2,138 | 2,138 | 2,138 | 2,138 | 11,987 | |
| | 青森 | 1,584 | | | 32 | 24 | 112 | 80 | 520 | 432 | 64 | 112 | 80 | 128 |
| | | 1,262,896 | | | 25,747 | 19,267 | 84,929 | 63,070 | 410,139 | 340,588 | 52,617 | 90,459 | 63,070 | 113,010 |
| | 宮城 | 1,509 | 79 | 419 | 220 | 167 | 93 | 38 | 68 | 111 | 180 | 41 | 24 | 69 |
| | | 1,957,651 | 108,000 | 298,922 | 174,010 | 172,692 | 148,392 | 106,380 | 164,592 | 191,851 | 274,428 | 82,728 | 74,520 | 161,136 |
| | 千葉 | 696 | 48 | 32 | 56 | 48 | 56 | 48 | 64 | 72 | 56 | 72 | 72 | 72 |
| | 815,616 | 55,296 | 35,856 | 68,256 | 55,296 | 63,504 | 55,296 | 77,760 | 85,968 | 63,504 | 82,944 | 82,944 | 88,992 | |
| 東京 | 521 | 25 | 18 | 21 | 15 | 8 | | | | 9 | 69 | 106 | 250 | |
| | 1,162,458 | 32,616 | 40,824 | 51,192 | 39,852 | 7,344 | | | | 22,356 | 157,356 | 246,294 | 564,624 | |
| 新潟 | 26 | 16 | | | | | | | 10 | | | | | |
| | 9,720 | 7,560 | | | | | | | 2,160 | | | | | |
| 計 | 5,594 | 184 | 543 | 429 | 379 | 411 | 283 | 796 | 781 | 435 | 322 | 387 | 644 | |
| | 5,410,955 | 226,152 | 379,652 | 324,605 | 293,857 | 337,940 | 257,166 | 684,653 | 646,735 | 421,793 | 419,675 | 484,215 | 934,512 | |
| | 平均単価 | 967 | 1,229 | 699 | 757 | 775 | 822 | 908 | 861 | 828 | 970 | 1,304 | 1,251 | 1,450 |
| 塩さば | 秋田 | 25,663 | 2,560 | 1,877 | 2,033 | 2,667 | 2,361 | 2,310 | 2,360 | 1,920 | 2,298 | 2,006 | 1,880 | 1,391 |
| | | 2,146,545 | 200,275 | 177,485 | 187,859 | 218,660 | 199,042 | 199,582 | 193,481 | 158,103 | 189,074 | 162,830 | 142,173 | 117,981 |
| | 北海道 | 4,296 | 25 | 197 | 313 | 398 | 469 | 428 | 461 | 531 | 392 | 341 | 398 | 343 |
| | | 1,919,104 | 50,112 | 125,779 | 176,354 | 158,736 | 234,392 | 209,009 | 200,804 | 193,697 | 177,326 | 120,689 | 141,366 | 130,840 |
| | 青森 | 30 | | | | | | | | | | | | 30 |
| | | 9,720 | | | | | | | | | | | | 9,720 |
| | 宮城 | 18,684 | 774 | 832 | 1,313 | 1,551 | 2,222 | 2,081 | 1,748 | 1,329 | 2,512 | 1,733 | 1,327 | 1,262 |
| | | 16,787,816 | 840,888 | 875,680 | 1,321,054 | 1,595,244 | 1,650,092 | 1,552,918 | 1,477,441 | 1,427,577 | 1,893,710 | 1,603,312 | 1,255,033 | 1,294,867 |
| | 福島 | 14 | | | | | | 12 | 2 | | | | | |
| | | 17,366 | | | | | | 14,256 | 3,110 | | | | | |
| | 茨城 | 212 | | | | 28 | 16 | 22 | 14 | 22 | 28 | 22 | 23 | 37 |
| | | 249,696 | | | | 32,184 | 19,224 | 25,704 | 17,064 | 25,704 | 34,128 | 24,732 | 27,270 | 43,686 |
| | 千葉 | 16,594 | 793 | 1,001 | 1,370 | 1,436 | 1,474 | 1,999 | 1,333 | 1,263 | 1,438 | 1,452 | 1,359 | 1,676 |
| | 11,710,500 | 566,263 | 700,616 | 933,961 | 971,340 | 1,006,181 | 1,292,392 | 968,834 | 945,452 | 1,058,183 | 1,064,339 | 1,002,952 | 1,199,987 | |
| 東京 | 60 | | | | | | | 49 | 11 | | | | | |
| | 84,434 | | | | | | | 29,030 | 55,404 | | | | | |
| 神奈川 | 20 | | | | 10 | 10 | | | | | | | | |
| | 17,172 | | | | 8,424 | 8,748 | | | | | | | | |

品目別出荷地別月別取扱高(塩干加工品)

令和3年1月～令和3年12月

上段 = 数量、下段 = 金額
単位：数量 = kg、金額 = 円

| 品目名 | 出荷地 | 合計 | 1月 | 2月 | 3月 | 4月 | 5月 | 6月 | 7月 | 8月 | 9月 | 10月 | 11月 | 12月 | |
|------|-------|------------------------|---------------------|--------------------|--------------------|----------------------|----------------------|----------------------|----------------------|----------------------|----------------------|----------------------|----------------------|----------------------|--------------------|
| 塩さば | 新潟 | 1,062 550,260 | 70 35,532 | 60 30,456 | 60 30,456 | 133 72,468 | 113 61,236 | 90 46,656 | 80 38,880 | 93 50,220 | 90 45,360 | 73 41,796 | 100 48,600 | 100 48,600 | |
| | 富山 | 168 142,344 | 18 19,440 | 8 8,640 | 10 10,800 | 21 15,606 | 17 18,360 | 13 2,808 | 10 10,800 | 29 19,440 | 5 2,430 | 19 14,580 | 18 19,440 | | |
| | 計 | 66,804 33,634,957 | 4,240 1,712,510 | 3,975 1,918,656 | 5,099 2,660,484 | 6,245 3,072,662 | 6,682 3,197,275 | 7,005 3,372,355 | 6,019 2,965,818 | 6,019 2,820,193 | 5,187 2,820,193 | 6,762 3,400,211 | 5,646 3,032,278 | 5,135 2,646,554 | 4,809 2,835,961 |
| | 平均単価 | 503 | 404 | 483 | 522 | 492 | 478 | 481 | 493 | 544 | 503 | 537 | 515 | 590 | |
| 塩ほっけ | 秋田 | 13,769 3,121,589 | 652 276,068 | 723 256,501 | 844 348,291 | 771 186,008 | 529 141,523 | 1,084 241,186 | 931 193,168 | 1,064 150,185 | 3,401 590,545 | 1,447 299,895 | 1,915 286,004 | 408 152,215 | |
| | 北海道 | 288 379,728 | 12 25,272 | | 144 138,024 | 12 6,480 | 24 50,544 | 24 7,776 | 24 50,544 | | | 24 50,544 | 12 25,272 | 12 25,272 | |
| | 青森 | 457 1,245,024 | | | | | | | | 25 71,280 | | | 24 29,808 | 408 1,143,936 | |
| | 宮城 | 165,024 172,140,526 | 1,478 1,191,229 | 3,597 1,828,764 | 4,260 3,903,021 | 15,612 15,005,679 | 12,302 12,552,861 | 16,872 21,083,189 | 15,258 14,498,004 | 21,332 21,194,244 | 20,852 20,206,781 | 19,005 19,411,672 | 15,647 16,702,692 | 18,809 24,562,390 | |
| | 福島 | 77 117,784 | | | | | | 15 35,704 | 2 4,968 | | 60 77,112 | | | | |
| | 茨城 | 1,650 2,476,494 | | | 42 62,289 | 219 321,570 | 213 319,302 | 165 249,156 | 159 240,084 | 189 283,662 | 153 230,607 | 174 262,521 | 141 212,868 | 195 294,435 | |
| | 千葉 | 3,118 3,297,843 | | 248 254,448 | 473 486,432 | 469 480,859 | 336 257,816 | 256 271,296 | 608 672,192 | 152 164,160 | 40 43,200 | 208 224,640 | 96 129,600 | 232 313,200 | |
| | 東京 | 1,265 1,080,883 | 26 40,716 | 27 30,888 | 273 218,743 | 90 48,006 | 222 152,172 | 48 45,576 | 28 40,554 | 10 14,688 | 45 44,118 | 420 287,591 | 16 99,576 | 60 58,255 | |
| | 神奈川 | 16 15,390 | | | 16 15,390 | | | | | | | | | | |
| | 山口 | 73 72,015 | | | | | | | | | | 68 67,932 | 5 4,083 | | |
| | 計 | 185,738 183,947,276 | 2,168 1,533,285 | 4,595 2,370,601 | 6,052 5,172,190 | 17,173 16,048,602 | 13,626 13,474,218 | 18,464 21,933,883 | 17,010 15,699,514 | 22,772 21,878,219 | 24,553 21,192,363 | 21,345 20,604,795 | 17,856 17,489,903 | 20,124 26,549,703 | |
| | 平均単価 | 990 | 707 | 516 | 855 | 935 | 989 | 1,188 | 923 | 961 | 863 | 965 | 979 | 1,319 | |
| | 一汐にしん | 秋田 | 3,976 1,223,912 | 180 27,215 | 144 21,772 | 832 239,413 | 194 53,049 | 256 77,068 | 311 99,489 | 460 157,420 | 378 131,025 | 314 122,450 | 496 164,505 | 255 80,524 | 156 49,982 |
| | | 北海道 | 6,533 4,470,286 | 385 66,771 | 287 87,588 | 228 104,349 | 858 149,114 | 712 152,182 | 216 97,675 | 278 100,764 | 380 159,451 | 110 68,364 | 279 171,915 | 376 538,812 | 2,424 2,773,301 |
| | | 青森 | 15,079 7,083,185 | 953 119,191 | 1,007 288,618 | 1,319 626,936 | 934 522,857 | 951 564,479 | 1,813 624,094 | 1,340 663,430 | 1,619 807,078 | 1,326 681,984 | 1,543 691,573 | 1,428 673,675 | 846 819,270 |
| | | 岩手 | 31 29,806 | | | | 16 14,255 | 9 8,553 | | 6 6,998 | | | | | |
| 宮城 | | 1,062 1,140,307 | 56 59,832 | 175 180,090 | 120 130,680 | 155 151,513 | 108 106,326 | 18 18,360 | 39 29,700 | 43 44,280 | 88 89,640 | 45 71,604 | 146 157,464 | 69 100,818 | |

品目別出荷地別月別取扱高(塩干加工品)

令和3年1月～令和3年12月

上段 = 数量、下段 = 金額
単位：数量 = kg、金額 = 円

| 品目名 | 出荷地 | 合計 | 1月 | 2月 | 3月 | 4月 | 5月 | 6月 | 7月 | 8月 | 9月 | 10月 | 11月 | 12月 |
|-------|----------------------|----------------------|--------------------|--------------------|---------------------|--------------------|--------------------|---------------------|--------------------|--------------------|---------------------|--------------------|---------------------|--------------------|
| 一汐にしん | 東京 | 1,402 2,363,596 | 16 54,648 | 24 48,168 | 65 140,184 | 191 194,724 | 113 165,672 | 190 182,844 | 78 206,820 | 166 229,678 | 82 150,984 | 100 211,302 | 110 249,804 | 267 528,768 |
| | 神奈川 | 112 106,434 | | | 68 62,694 | 9 7,290 | 5 4,050 | 8 8,100 | 6 8,100 | 10 8,100 | 3 4,050 | 3 4,050 | | |
| | 計 | 28,194 16,417,526 | 1,590 327,657 | 1,640 626,236 | 2,631 1,304,256 | 2,358 1,092,802 | 2,154 1,078,330 | 2,556 1,030,562 | 2,207 1,173,232 | 2,597 1,379,612 | 1,923 1,117,472 | 2,466 1,314,949 | 2,315 1,700,279 | 3,757 4,272,139 |
| | 平均単価 | 582 | 206 | 382 | 496 | 464 | 501 | 403 | 532 | 531 | 581 | 533 | 734 | 1,136 |
| 塩いわし | 秋田 | 51 25,323 | | | 2 9,965 | 1 6,027 | | | | | 48 9,331 | | | |
| | 宮城 | 1,132 226,754 | 640 55,296 | | | 200 63,860 | 96 31,492 | 64 20,995 | 30 15,746 | 6 7,873 | 48 15,746 | 24 7,873 | 24 7,873 | |
| | 山口 | 1 5,994 | | | | | | | | | | | | 1 5,994 |
| | 計 | 1,184 258,071 | 640 55,296 | | 2 9,965 | 201 69,887 | 96 31,492 | 64 20,995 | 30 15,746 | 6 7,873 | 96 25,077 | 24 7,873 | 24 7,873 | 1 5,994 |
| 平均単価 | 218 | 86 | | 5,536 | 348 | 328 | 328 | 525 | 1,312 | 261 | 328 | 328 | 4,995 | |
| 塩くじら | 秋田 | 40 12,960 | | | | | | | | | | 15 4,860 | 25 8,100 | |
| | 宮城 | 3,701 6,571,838 | 67 127,857 | 68 136,372 | 74 129,253 | 119 251,734 | 306 531,147 | 719 1,291,063 | 951 1,571,417 | 769 1,373,186 | 325 506,878 | 111 215,984 | 89 233,154 | 103 203,793 |
| | 山形 | 45 61,300 | | 20 19,138 | 13 28,598 | 10 4,320 | | | 2 9,244 | | | | | |
| | 新潟 | 5 32,875 | | 1 7,020 | | | 1 7,020 | | | 1 7,020 | | 1 4,795 | 1 7,020 | |
| 山口 | 1,173 909,156 | 10 14,040 | 6 8,424 | 32 38,340 | 79 113,184 | 37 44,172 | 138 108,864 | 173 173,496 | 122 107,838 | 76 90,266 | 104 88,742 | 136 44,403 | 260 77,387 | |
| 計 | 4,964 7,588,129 | 77 141,897 | 96 170,954 | 119 196,191 | 208 369,238 | 344 582,339 | 860 1,409,171 | 1,122 1,744,913 | 892 1,488,044 | 401 597,144 | 231 314,381 | 251 292,677 | 363 281,180 | |
| 平均単価 | 1,529 | 1,831 | 1,786 | 1,646 | 1,773 | 1,692 | 1,639 | 1,556 | 1,668 | 1,489 | 1,359 | 1,168 | 774 | |
| 筋子 | 秋田 | 1,300 4,548,582 | | | 40 239,760 | 145 544,320 | 410 1,231,740 | 200 620,352 | 100 378,000 | 275 1,022,220 | 85 330,210 | 45 181,980 | | |
| | 北海道 | 639 4,131,756 | 33 162,648 | | | 90 553,824 | 15 7,290 | 65 284,850 | 338 2,258,712 | | | 48 364,392 | 10 223,560 | 40 276,480 |
| | 青森 | 22,014 70,549,523 | 372 1,066,230 | 1,240 3,703,698 | 1,531 4,793,364 | 2,039 6,360,908 | 2,479 7,526,142 | 3,108 10,138,911 | 2,448 8,173,160 | 2,844 9,098,051 | 1,642 5,308,686 | 1,487 4,943,592 | 1,238 4,027,536 | 1,586 5,409,245 |
| | 岩手 | 5,368 29,833,488 | 2 4,968 | 655 3,668,490 | 365 2,061,828 | 945 5,479,920 | 106 687,420 | 750 3,633,120 | 885 3,724,542 | 540 3,162,780 | 165 1,064,880 | 315 2,189,160 | 90 581,580 | 550 3,574,800 |
| 宮城 | 23,996 94,349,898 | 965 2,929,489 | 1,675 5,368,788 | 2,621 9,251,226 | 2,754 10,461,509 | 1,831 7,047,702 | 1,427 5,013,392 | 861 3,546,072 | 1,024 4,170,474 | 2,004 8,231,776 | 2,555 10,549,440 | 1,725 7,533,864 | 4,554 20,246,166 | |

品目別出荷地別月別取扱高(塩干加工品)

令和3年1月～令和3年12月

上段 = 数量、下段 = 金額
単位：数量 = kg、金額 = 円

| 品目名 | 出荷地 | 合計 | 1月 | 2月 | 3月 | 4月 | 5月 | 6月 | 7月 | 8月 | 9月 | 10月 | 11月 | 12月 | |
|-----|------|------------------------|---------------------|----------------------|----------------------|----------------------|----------------------|----------------------|----------------------|----------------------|----------------------|----------------------|----------------------|----------------------|--------------------|
| 筋子 | 山形 | 370 1,326,510 | | 10 26,190 | 75 208,980 | 195 556,740 | | | | | | | | 90 534,600 | |
| | 福島 | 615 1,955,610 | | 20 51,840 | | 255 660,960 | | 20 75,600 | 120 438,210 | 200 729,000 | | | | | |
| | 千葉 | 10 51,300 | | | | | | 10 51,300 | | | | | | | |
| | 東京 | 56,018 270,679,461 | 5,253 17,146,361 | 3,103 11,729,826 | 4,386 21,366,774 | 4,201 18,109,332 | 6,421 34,232,706 | 8,526 53,684,964 | 2,390 14,702,688 | 2,319 14,494,572 | 2,004 9,111,539 | 4,463 18,350,766 | 6,217 27,087,707 | 6,735 30,662,226 | |
| | 計 | 110,330 477,426,128 | 6,625 21,309,696 | 6,703 24,548,832 | 9,018 37,921,932 | 10,624 42,727,513 | 11,262 50,733,000 | 14,104 73,502,489 | 7,142 33,221,384 | 7,202 32,677,097 | 5,900 24,047,091 | 8,913 36,579,330 | 9,280 39,454,247 | 13,557 60,703,517 | |
| | 平均単価 | 4,327 | 3,217 | 3,663 | 4,205 | 4,022 | 4,505 | 5,211 | 4,652 | 4,538 | 4,076 | 4,104 | 4,252 | 4,478 | |
| | 秋田 | 400 577,746 | 12 12,960 | 56 85,968 | 72 20,358 | 100 167,400 | | | | 60 183,060 | | | | 100 108,000 | |
| 助宗子 | 北海道 | 47,711 78,980,834 | 654 1,162,944 | 3,508 5,659,092 | 4,547 7,252,956 | 5,147 8,071,704 | 4,658 7,315,208 | 4,416 6,870,593 | 4,958 8,314,514 | 4,998 8,322,695 | 3,776 5,899,542 | 3,765 6,241,309 | 2,865 5,015,206 | 4,419 8,855,071 | |
| | 青森 | 1,566 2,622,888 | | 180 300,780 | 220 369,360 | 50 83,160 | 160 266,760 | 70 115,560 | 154 257,040 | 50 84,240 | 110 183,060 | 236 395,604 | 276 464,724 | 60 102,600 | |
| | 宮城 | 32,469 40,099,086 | 1,984 2,735,508 | 2,826 3,545,592 | 3,293 3,478,194 | 3,221 3,776,432 | 2,925 3,756,749 | 2,923 3,576,595 | 3,095 3,865,615 | 2,525 3,204,071 | 2,379 3,026,616 | 2,133 2,634,442 | 2,735 3,236,573 | 2,430 3,262,699 | |
| | 千葉 | 5,579 9,011,358 | | | 50 81,972 | 160 247,860 | 6 5,184 | 470 684,180 | 510 703,404 | 615 1,131,246 | 608 997,056 | 291 517,536 | 946 1,506,924 | 1,923 3,135,996 | |
| | 東京 | 36,971 56,339,963 | 2,156 3,335,159 | 2,695 3,827,574 | 3,018 4,297,320 | 3,172 4,705,009 | 2,778 4,232,596 | 2,713 4,031,284 | 2,436 3,755,095 | 2,343 3,645,540 | 3,175 4,813,830 | 3,879 5,752,685 | 3,877 5,796,328 | 4,729 8,147,543 | |
| | 神奈川 | 24,799 45,421,618 | 1,750 3,160,341 | 1,681 3,073,456 | 1,898 3,515,616 | 2,305 3,976,538 | 2,011 3,738,690 | 1,580 2,932,254 | 2,118 3,789,288 | 2,466 4,548,085 | 2,102 3,512,916 | 2,048 3,754,296 | 2,038 3,697,380 | 2,802 5,722,758 | |
| | 大阪 | 42 55,080 | 42 55,080 | | | | | | | | | | | | |
| | 山口 | 1,529 6,809,033 | 54 216,651 | 57 206,521 | 107 468,899 | 98 387,164 | 99 401,352 | 112 475,767 | 228 1,112,125 | 123 521,859 | 92 386,988 | 101 407,877 | 154 735,476 | 304 1,488,354 | |
| | 福岡 | 29,648 21,083,457 | 1,742 499,770 | 1,783 640,008 | 2,081 709,463 | 2,223 938,682 | 3,112 3,357,299 | 1,938 967,572 | 3,244 3,347,676 | 2,461 1,645,272 | 2,101 960,379 | 3,836 3,866,508 | 2,253 1,147,878 | 2,874 3,002,950 | |
| | 計 | 180,715 261,001,063 | 8,394 11,178,413 | 12,785 17,338,991 | 15,286 20,194,138 | 16,476 22,353,949 | 15,749 23,073,838 | 14,222 19,653,805 | 16,804 25,327,817 | 15,581 23,103,008 | 14,343 19,780,387 | 16,290 23,570,257 | 15,244 21,708,489 | 19,541 33,717,971 | |
| | 平均単価 | 1,444 | 1,332 | 1,356 | 1,321 | 1,357 | 1,465 | 1,382 | 1,507 | 1,483 | 1,379 | 1,447 | 1,424 | 1,725 | |
| | 数の子 | 北海道 | 4,367 12,396,671 | 219 613,373 | 143 404,449 | 255 593,589 | 168 515,139 | 101 300,380 | 115 356,701 | 130 393,577 | 175 572,304 | 123 328,342 | 124 400,603 | 1,127 2,251,876 | 1,687 5,666,338 |
| | | 青森 | 3,429 10,400,557 | 32 95,148 | 98 280,650 | 147 424,506 | 146 424,052 | 122 351,736 | 95 274,558 | 396 1,124,928 | 174 519,372 | 22 68,364 | 76 237,816 | 428 1,315,440 | 1,693 5,283,987 |
| | | 岩手 | 3 18,792 | | | | | | | | | | | 3 18,792 | |

品目別出荷地別月別取扱高(塩干加工品)

令和3年1月～令和3年12月

上段 = 数量、下段 = 金額
単位：数量 = kg、金額 = 円

| 品目名 | 出荷地 | 合計 | 1月 | 2月 | 3月 | 4月 | 5月 | 6月 | 7月 | 8月 | 9月 | 10月 | 11月 | 12月 | |
|--------|-------|----------------------|----------------------|------------------|--------------------|--------------------|--------------------|--------------------|--------------------|---------------------|----------------------|--------------------|--------------------|---------------------|--------------------|
| 数の子 | 宮城 | 52,626 20,164,941 | 30 28,728 | 7 20,911 | 8 22,336 | 8 36,463 | 9 53,084 | 7 46,917 | 9 68,754 | 23,144 6,568,233 | 28,876 10,942,941 | 12 69,587 | 19 113,164 | 497 2,193,823 | |
| | 千葉 | 13 49,140 | | | | | | | | | | | | 13 49,140 | |
| | 東京 | 2,975 6,422,791 | 131 293,154 | 76 230,657 | 57 192,686 | 52 161,573 | 52 143,708 | 38 111,479 | 49 158,872 | 345 528,478 | 660 668,982 | 56 162,822 | 306 597,068 | 1,153 3,173,312 | |
| | 神奈川 | 4 7,776 | | 4 7,776 | | | | | | | | | | | |
| | 山口 | 9 30,132 | | | | | | | | | | | | 9 30,132 | |
| | 計 | 63,425 49,490,800 | 413 1,030,403 | 327 944,443 | 467 1,233,117 | 373 1,137,227 | 283 848,908 | 255 789,655 | 585 1,746,131 | 23,837 8,188,387 | 29,680 12,008,629 | 269 870,828 | 1,883 4,296,340 | 5,053 16,396,732 | |
| | 平均単価 | 780 | 2,497 | 2,890 | 2,643 | 3,046 | 3,001 | 3,091 | 2,987 | 344 | 405 | 3,237 | 2,282 | 3,245 | |
| その他魚卵類 | 秋田 | 48 139,968 | | 3 8,748 | 3 8,748 | | 3 8,748 | 3 8,748 | 9 26,244 | 9 26,244 | 3 8,748 | 9 26,244 | 3 8,748 | 3 8,748 | |
| | 北海道 | 1,782 4,135,967 | 61 56,364 | 197 277,941 | 262 419,285 | 251 352,945 | 181 253,155 | 194 276,866 | 103 232,122 | 85 245,330 | 26 77,273 | 108 290,095 | 143 811,608 | 171 842,983 | |
| | 青森 | 1,135 7,150,410 | 22 122,364 | 111 633,150 | 114 685,476 | 78 517,914 | 60 434,754 | 50 395,604 | 200 1,474,416 | 95 498,204 | 58 294,084 | 124 707,292 | 72 541,728 | 151 845,424 | |
| | 岩手 | 176 1,311,995 | | | | | | | | 66 559,386 | 26 257,310 | 13 126,371 | 70 357,588 | 1 11,340 | |
| | 宮城 | 571 3,501,781 | 16 83,160 | 27 135,108 | 25 145,800 | 90 527,623 | 82 503,928 | 92 579,420 | 35 213,300 | 79 494,478 | 60 369,684 | | 10 69,120 | 55 380,160 | |
| | 福島 | 24 233,550 | | | | | | | | | 12 121,770 | 1 10,260 | 11 101,520 | | |
| | 千葉 | 144 1,328,022 | | | | | | | | | | | 10 82,080 | 134 1,245,942 | |
| | 東京 | 286 1,323,389 | 24 107,773 | 1 7,106 | 31 156,708 | 15 21,924 | 5 6,804 | | 4 7,560 | 6 6,480 | 2 12,960 | 55 356,022 | 48 129,061 | 95 510,991 | |
| | 山口 | 12 18,360 | | 12 18,360 | | | | | | | | | | | |
| | 福岡 | 16 25,952 | 1 2,592 | 10 11,264 | 5 12,096 | | | | | | | | | | |
| | 計 | 4,195 19,169,394 | 123 372,253 | 360 1,091,677 | 440 1,428,113 | 433 1,420,406 | 330 1,207,389 | 340 1,260,638 | 419 2,513,028 | 299 1,528,046 | 174 1,010,890 | 367 1,747,501 | 297 1,743,865 | 613 3,845,588 | |
| | 平均単価 | 4,570 | 3,015 | 3,028 | 3,242 | 3,278 | 3,657 | 3,706 | 6,003 | 5,107 | 5,822 | 4,757 | 5,863 | 6,301 | |
| | 身欠にしん | 秋田 | 10,677 4,153,744 | 130 58,914 | 747 319,597 | 656 306,217 | 840 368,553 | 626 309,702 | 638 305,174 | 1,180 446,178 | 1,161 493,388 | 1,124 376,214 | 1,148 368,549 | 1,066 320,556 | 1,361 480,702 |
| | | 北海道 | 32,147 22,148,637 | 1,437 966,924 | 2,202 1,464,200 | 3,223 2,155,993 | 4,176 2,727,956 | 5,026 3,321,586 | 3,190 2,162,176 | 2,187 1,501,668 | 2,028 1,453,244 | 2,029 1,404,949 | 1,889 1,274,023 | 1,948 1,487,518 | 2,812 2,228,400 |

品目別出荷地別月別取扱高(塩干加工品)

令和3年1月～令和3年12月

上段 = 数量、下段 = 金額
単位：数量 = kg、金額 = 円

| 品目名 | 出荷地 | 合計 | 1月 | 2月 | 3月 | 4月 | 5月 | 6月 | 7月 | 8月 | 9月 | 10月 | 11月 | 12月 |
|---------|--------------------|----------------------|--------------------|--------------------|--------------------|--------------------|--------------------|--------------------|--------------------|--------------------|--------------------|--------------------|--------------------|--------------------|
| 身欠にしん | 青森 | 2,853 1,620,429 | 759 193,104 | 268 124,109 | 241 158,742 | 237 143,655 | 224 150,911 | 205 138,049 | 106 82,080 | 129 101,628 | 99 76,680 | 98 76,204 | 123 100,223 | 364 275,044 |
| | 岩手 | 7 10,476 | | | | 7 10,476 | | | | | | | | |
| | 宮城 | 1,032 1,301,784 | | | 40 30,024 | 2 4,752 | 604 586,163 | 14 19,561 | 52 130,032 | 60 77,976 | | 10 10,800 | 74 203,472 | 176 239,004 |
| | 千葉 | 458 479,125 | 232 302,096 | 11 12,960 | 63 52,185 | 63 38,621 | 20 17,279 | 36 21,772 | 15 15,551 | 3 3,110 | 6 6,220 | 9 9,331 | | |
| | 富山 | 1,613 974,268 | 95 56,106 | 160 60,480 | 120 80,028 | 150 83,268 | 105 49,734 | 120 94,608 | 182 98,226 | 151 115,452 | 125 91,422 | 175 80,460 | 130 80,460 | 100 84,024 |
| | 計 | 48,786 30,688,463 | 2,653 1,577,144 | 3,388 1,981,346 | 4,343 2,783,189 | 5,475 3,377,281 | 6,605 4,435,375 | 4,203 2,741,340 | 3,721 2,273,735 | 3,532 2,244,798 | 3,383 1,955,485 | 3,329 1,819,367 | 3,341 2,192,229 | 4,813 3,307,174 |
| | 平均単価 | 629 | 594 | 585 | 641 | 617 | 672 | 652 | 611 | 636 | 578 | 547 | 656 | 687 |
| 干さんま | 宮城 | 300 32,400 | | | 300 32,400 | | | | | | | | | |
| | 計 | 300 32,400 | | | 300 32,400 | | | | | | | | | |
| | 平均単価 | 108 | | | 108 | | | | | | | | | |
| | 宮城 | 392 733,590 | | 124 19,440 | 19 38,880 | 24 66,960 | 27 73,278 | 22 63,558 | 26 73,116 | 25 88,398 | 28 79,434 | 25 64,530 | 53 108,918 | 19 57,078 |
| 茨城 | 3,019 4,437,045 | | 140 164,997 | 134 460,053 | 336 454,545 | 303 413,100 | 285 389,853 | 285 394,146 | 321 481,221 | 312 430,353 | 297 409,374 | 273 377,784 | 333 461,619 | |
| 東京 | 1,425 3,564,492 | | 14 42,293 | 152 410,053 | 144 382,710 | 142 391,068 | 126 336,182 | 120 318,461 | 124 336,960 | 184 413,874 | 196 346,807 | 114 293,934 | 109 292,150 | |
| 計 | 4,835 8,735,127 | | 279 226,730 | 304 908,986 | 504 904,215 | 472 877,446 | 433 789,593 | 431 785,723 | 471 906,579 | 523 923,661 | 517 820,711 | 440 780,636 | 461 810,847 | |
| 平均単価 | 1,807 | | 813 | 2,985 | 1,794 | 1,860 | 1,824 | 1,824 | 1,926 | 1,762 | 1,588 | 1,775 | 1,760 | |
| 干いわし | 宮城 | 4,382 786,633 | 1,800 289,045 | 2,452 275,448 | 9 17,269 | 3 13,154 | 33 19,958 | 35 21,189 | 5 19,731 | 22 40,672 | 5 19,731 | 7 26,308 | 8 32,885 | 3 11,243 |
| | 東京 | 297 458,989 | | 52 19,267 | 57 80,502 | 36 71,561 | 34 64,066 | 28 52,359 | 23 39,258 | 10 19,764 | 7 13,824 | 15 33,048 | 18 33,588 | 17 31,752 |
| | 静岡 | 60 29,160 | | | | | | | | | | 40 19,440 | 20 9,720 | |
| | 計 | 4,740 1,274,782 | 1,800 289,045 | 2,505 294,715 | 66 97,771 | 39 84,715 | 68 84,024 | 63 73,548 | 28 58,989 | 32 60,436 | 12 33,555 | 62 78,796 | 46 76,193 | 19 42,995 |
| | 平均単価 | 269 | 161 | 118 | 1,489 | 2,152 | 1,240 | 1,167 | 2,119 | 1,870 | 2,741 | 1,273 | 1,656 | 2,212 |
| その他開干物類 | 秋田 | 2,182 221,110 | | | | 500 33,318 | 400 25,272 | 222 15,466 | 101 8,910 | 451 20,250 | | 100 8,046 | 381 93,346 | 27 15,638 |

品目別出荷地別月別取扱高(塩干加工品)

令和3年1月～令和3年12月

上段 = 数量、下段 = 金額
単位：数量 = kg、金額 = 円

| 品目名 | 出荷地 | 合計 | 1月 | 2月 | 3月 | 4月 | 5月 | 6月 | 7月 | 8月 | 9月 | 10月 | 11月 | 12月 | |
|---------|------|-----------------------|-----------------------|---------------------|---------------------|---------------------|---------------------|---------------------|---------------------|--------------------|---------------------|---------------------|---------------------|---------------------|--------------------|
| その他開干物類 | 青森 | 3,504 1,131,611 | 435 127,689 | 590 153,069 | 440 134,612 | 370 108,897 | 355 108,163 | 525 162,724 | 70 23,361 | 159 79,813 | 100 47,618 | 185 87,589 | 90 42,801 | 185 55,275 | |
| | 宮城 | 17,642 33,264,876 | 791 105,171 | 5,843 6,536,162 | 2,017 8,469,293 | 880 2,694,746 | 1,240 2,119,235 | 615 1,785,112 | 785 1,857,860 | 704 1,430,255 | 1,298 1,680,868 | 2,342 2,050,151 | 581 1,773,510 | 546 2,762,513 | |
| | 福島 | 427 2,731,717 | | 2 14,256 | 22 121,953 | 41 259,981 | 50 322,058 | 38 247,409 | 36 232,114 | 50 323,871 | 46 295,099 | 46 296,006 | 34 217,728 | 62 401,242 | |
| | 茨城 | 597 1,071,954 | | 96 110,808 | 47 304,074 | 49 68,850 | 51 72,738 | 42 60,912 | 48 71,280 | 51 73,386 | 48 69,984 | 60 87,156 | 45 66,582 | 60 86,184 | |
| | 埼玉 | 2 6,318 | | | | | | | | | 2 6,318 | | | | |
| | 東京 | 104 169,797 | | 6 15,390 | | | 14 16,383 | | 42 68,364 | | | 42 69,660 | | | |
| | 新潟 | 524 213,545 | | | | 29 29,548 | 14 14,774 | 22 22,161 | 14 14,774 | 14 14,774 | 381 65,804 | 50 51,710 | | | |
| | 兵庫 | 1,870 3,263,756 | | | 30 42,144 | 122 170,724 | 186 358,597 | 132 206,748 | 163 514,936 | 232 415,013 | 175 299,325 | 232 415,013 | 301 424,558 | 297 416,698 | |
| | 山口 | 9,621 13,301,622 | | 320 422,928 | 888 1,354,838 | 1,123 1,501,416 | 1,115 1,527,163 | 1,008 1,381,450 | 872 1,199,578 | 984 1,339,114 | 978 1,320,234 | 1,100 1,507,938 | 549 744,594 | 684 1,002,369 | |
| | 計 | 36,474 55,376,306 | 1,226 232,860 | 6,859 7,252,613 | 3,444 10,426,914 | 3,114 4,867,480 | 3,426 4,564,383 | 2,603 3,881,982 | 2,131 3,991,177 | 2,645 3,696,476 | 3,027 3,786,114 | 4,157 4,573,269 | 1,981 3,363,119 | 1,861 4,739,919 | |
| | 平均単価 | 1,518 | 190 | 1,058 | 3,028 | 1,563 | 1,332 | 1,491 | 1,873 | 1,398 | 1,251 | 1,100 | 1,697 | 2,547 | |
| | 塩から | 秋田 | 113,876 20,353,770 | 10,013 1,515,577 | 9,642 2,152,814 | 8,827 1,833,247 | 12,484 1,740,473 | 10,614 1,254,072 | 11,035 2,351,176 | 9,865 2,029,085 | 9,740 2,101,233 | 9,441 1,257,037 | 8,200 1,447,630 | 8,300 1,540,427 | 5,715 1,130,999 |
| | | 北海道 | 4,696 7,331,153 | 199 316,114 | 217 425,541 | 350 540,473 | 381 686,685 | 252 425,162 | 354 578,965 | 478 627,402 | 541 804,860 | 329 601,020 | 455 771,398 | 479 725,985 | 661 827,548 |
| | | 青森 | 40,484 18,367,594 | 1,612 1,152,156 | 4,640 1,579,282 | 3,724 1,604,326 | 3,654 1,652,092 | 3,371 1,517,160 | 3,140 1,343,083 | 3,707 1,623,070 | 3,924 1,719,246 | 3,186 1,409,217 | 3,192 1,528,909 | 3,278 1,702,630 | 3,056 1,536,423 |
| 岩手 | | 101 436,487 | | | 2 9,331 | 14 55,986 | 5 18,662 | 19 96,940 | 10 37,324 | 10 37,324 | 5 18,662 | 19 96,940 | 5 18,662 | 12 46,656 | |
| 宮城 | | 129,441 86,807,940 | 5,255 2,483,080 | 11,116 7,362,220 | 15,303 9,749,717 | 11,602 7,861,314 | 11,866 8,599,499 | 10,601 8,526,196 | 9,777 6,230,762 | 9,880 6,137,112 | 10,590 6,285,120 | 10,651 7,034,797 | 11,733 7,527,708 | 11,067 9,010,415 | |
| 山形 | | 192 129,686 | | | | | | | 112 72,576 | 40 25,790 | 40 31,320 | | | | |
| 福島 | | 441 319,907 | | 2 12,960 | 328 139,709 | | | 46 90,774 | 6 9,558 | | 47 56,430 | 12 9,072 | | | |
| 茨城 | | 2,794 2,476,440 | | 3 4,050 | 313 255,798 | 516 480,168 | 42 40,824 | 204 143,208 | 530 469,584 | 564 509,328 | 146 138,024 | 214 196,344 | 154 140,616 | 108 98,496 | |
| 埼玉 | | 42 38,016 | | | | | | | 12 10,368 | | | 12 10,368 | | 18 17,280 | |
| 千葉 | | 460 431,222 | | | | | 460 431,222 | | | | | | | | |

品目別出荷地別月別取扱高(塩干加工品)

令和3年1月～令和3年12月

上段 = 数量、下段 = 金額
単位：数量 = kg、金額 = 円

| 品目名 | 出荷地 | 合計 | 1月 | 2月 | 3月 | 4月 | 5月 | 6月 | 7月 | 8月 | 9月 | 10月 | 11月 | 12月 | |
|-----|--------------|------------------------|---------------------|----------------------|----------------------|----------------------|----------------------|----------------------|----------------------|----------------------|----------------------|----------------------|----------------------|----------------------|---------------|
| 塩から | 東京 | 88,253 92,866,146 | 4,341 3,726,094 | 6,232 5,629,296 | 8,429 8,040,711 | 8,679 8,451,436 | 7,417 6,954,458 | 6,115 5,868,045 | 6,571 7,028,810 | 8,046 9,066,826 | 8,339 9,786,311 | 7,915 8,861,128 | 7,284 8,213,148 | 8,885 11,239,883 | |
| | 新潟 | 3,735 1,562,662 | 264 125,612 | 411 142,987 | 342 156,185 | 343 128,558 | 258 102,978 | 558 111,830 | 332 93,196 | 290 214,496 | 197 93,528 | 225 141,901 | 279 129,006 | 236 122,385 | |
| | 富山 | 48 12,700 | | | 24 6,350 | | 24 6,350 | | | | | | | | |
| | 静岡 | 80 38,880 | 20 9,720 | 20 9,720 | | | 10 4,860 | 20 9,720 | 10 4,860 | | | | | | |
| | 三重 | 14 102,384 | | | | 4 32,400 | | | | 5 34,992 | | | 5 34,992 | | |
| | 兵庫 | 527 487,956 | 4 3,046 | 25 19,311 | 201 112,385 | 77 85,429 | 43 51,367 | 20 26,720 | 42 36,700 | 41 58,796 | 20 21,364 | 17 23,264 | 27 33,568 | 10 16,006 | |
| | 山口 | 4,069 4,250,454 | | 194 187,898 | 512 487,791 | 919 1,000,576 | 688 684,427 | 320 317,455 | 226 257,364 | 176 179,172 | 244 248,551 | 276 275,076 | 198 236,952 | 316 375,192 | |
| | 計 | 389,255 236,013,397 | 21,707 9,332,803 | 32,501 17,526,079 | 38,358 22,936,023 | 39,138 22,606,339 | 34,590 19,659,819 | 32,431 19,464,112 | 31,678 18,530,659 | 33,255 20,889,175 | 32,584 19,946,584 | 31,189 20,396,827 | 31,741 20,303,694 | 30,083 24,421,283 | |
| | 平均単価 | 606 | 430 | 539 | 598 | 578 | 568 | 600 | 585 | 628 | 612 | 654 | 640 | 812 | |
| | その他塩干類 | 秋田 | 1,713 2,009,448 | 15 4,039 | 101 83,818 | 52 245,808 | 59 208,310 | 51 115,274 | 181 153,478 | 448 236,308 | 167 223,840 | 214 165,460 | 180 43,999 | 177 225,526 | 68 303,588 |
| 北海道 | | 4,782 2,996,450 | 40 25,920 | 105 89,122 | 96 254,060 | 49 195,038 | 99 304,721 | 40 241,964 | 146 273,739 | 561 254,230 | 2,706 341,688 | 128 224,834 | 304 224,176 | 508 566,958 | |
| 青森 | | 594 714,395 | | | 29 334,368 | 2 27,864 | 5 55,728 | | 2 27,864 | | 2 27,864 | 160 38,015 | 162 65,879 | 232 136,813 | |
| 宮城 | | 12,271 10,048,678 | 32 58,752 | 563 17,787 | 1,336 371,600 | 999 634,049 | 398 353,842 | 667 381,038 | 1,892 1,117,511 | 1,119 848,342 | 1,008 881,057 | 1,814 1,716,998 | 1,379 1,451,906 | 1,064 2,215,796 | |
| 茨城 | | 4,649 4,359,485 | 65 51,732 | 291 272,808 | 264 262,764 | 654 611,712 | 221 225,828 | 298 268,056 | 548 496,800 | 555 511,596 | 444 421,362 | 535 490,709 | 411 365,256 | 363 380,862 | |
| 東京 | | 4,173 4,188,786 | 86 103,248 | 90 164,970 | 108 244,404 | 485 475,859 | 646 524,945 | 384 387,872 | 411 333,549 | 387 428,847 | 572 423,081 | 495 381,888 | 461 402,711 | 48 317,412 | |
| 新潟 | | 3,078 8,672,501 | 89 100,703 | 82 86,310 | 223 819,360 | 322 1,165,938 | 235 939,724 | 235 599,831 | 244 633,083 | 262 693,529 | 277 724,134 | 359 911,756 | 412 1,008,944 | 338 989,189 | |
| 石川 | | 1 17,820 | | | | | | | | | | | | 1 17,820 | |
| 愛知 | | 9,072 | | | 9,072 | | | | | | | | | | |
| 滋賀 | | 4 23,814 | | | | | | | | | | | 4 23,814 | | |
| 兵庫 | 1 7,258 | | | | | | | | | | | | 1 7,258 | | |
| 山口 | 77 79,530 | | | | | | | | 2 2,268 | 56 53,653 | 17 21,276 | 2 2,333 | | | |

品目別出荷地別月別取扱高(塩干加工品)

令和3年1月～令和3年12月

上段 = 数量、下段 = 金額
単位：数量 = kg、金額 = 円

| 品目名 | 出荷地 | 合計 | 1月 | 2月 | 3月 | 4月 | 5月 | 6月 | 7月 | 8月 | 9月 | 10月 | 11月 | 12月 | |
|--------|-----------------------|----------------------|--------------------|--------------------|--------------------|--------------------|--------------------|--------------------|--------------------|--------------------|---------------------|---------------------|----------------------|---------------------|-------------------|
| その他塩干類 | 計 | 31,344 33,127,237 | 327 344,394 | 1,232 714,815 | 2,109 2,541,436 | 2,570 3,318,770 | 1,653 2,520,062 | 1,805 2,032,239 | 3,690 3,118,854 | 3,053 2,962,652 | 5,280 3,038,299 | 3,689 3,829,475 | 3,313 3,770,545 | 2,623 4,935,696 | |
| | 平均単価 | 1,057 | 1,053 | 580 | 1,205 | 1,291 | 1,524 | 1,126 | 845 | 970 | 576 | 1,038 | 1,138 | 1,882 | |
| 焼魚 | 北海道 | 1,047 1,764,798 | 69 110,154 | 72 122,724 | 76 127,778 | 119 244,935 | 94 158,751 | 90 154,215 | 97 157,195 | 87 146,958 | 69 127,909 | 94 140,997 | 79 123,372 | 101 149,810 | |
| | 岩手 | 2,473 1,602,072 | 141 68,472 | 162 78,408 | 206 147,852 | 199 144,612 | 152 121,608 | 166 116,424 | 260 161,244 | 220 165,996 | 299 180,468 | 260 173,340 | 206 110,592 | 202 133,056 | |
| | 千葉 | 7 6,048 | | | | | | | | | | | 7 6,048 | | |
| | 東京 | 22 19,143 | | | | 4 | 4 2,619 | | | | | | 10 12,636 | 4 3,888 | |
| | 新潟 | 274 226,044 | 22 17,496 | 40 32,076 | 58 45,252 | 32 26,244 | 22 17,496 | 25 20,412 | 22 17,496 | 14 11,664 | 11 8,748 | -4 2,916 | 18 14,580 | 14 11,664 | |
| | 計 | 3,823 3,618,105 | 231 196,122 | 274 233,208 | 339 320,882 | 354 415,791 | 271 300,474 | 282 291,051 | 379 335,935 | 321 324,618 | 379 317,125 | 368 335,937 | 307 252,432 | 318 294,530 | |
| | 平均単価 | 946 | 849 | 850 | 946 | 1,175 | 1,110 | 1,034 | 886 | 1,010 | 837 | 912 | 823 | 927 | |
| | 秋田 | 1,063 16,175,754 | 94 318,600 | 91 324,108 | 75 40,080 | | 15 1,728 | -64 13,695 | | 44 4,735 | | 65 864 | 199 217,461 | 544 672,340 | 544 14,577,823 |
| | 北海道 | 762 284,452 | | | 18 81,000 | 4 7,560 | 36 83,376 | 65 76,983 | | | | | | | 639 35,533 |
| | 青森 | 134 182,996 | 18 27,000 | 7 2,398 | 7 10,800 | | 7 10,800 | 14 13,198 | 7 10,800 | 60 86,400 | | | | 7 10,800 | 7 10,800 |
| 宮城 | 13,950 5,169,266 | 719 254,551 | 654 233,335 | 1,347 497,178 | 1,451 536,589 | 1,498 547,787 | 1,474 538,020 | 1,582 578,275 | 1,534 567,345 | 1,098 423,083 | 892 335,763 | 835 319,313 | 866 338,027 | | |
| 福島 | 14,566 3,536,950 | 996 222,563 | 978 218,975 | 1,108 268,690 | 1,000 219,281 | 928 204,164 | 830 186,205 | 863 230,723 | 1,011 255,873 | 986 219,199 | 1,184 287,201 | 1,271 311,610 | 3,411 912,466 | | |
| 東京 | 262 557,882 | 4 13,541 | 7 26,022 | 3 12,646 | 2 8,164 | 2 8,163 | 3 9,978 | 2 6,349 | 2 7,256 | 3 9,978 | 6 21,564 | 2 8,163 | 226 426,058 | | |
| 神奈川 | 51 72,576 | 4 5,184 | | 4 5,184 | 4 5,184 | 7 10,368 | 7 10,368 | | | | 7 10,368 | 4 5,184 | 7 10,368 | 7 10,368 | |
| 新潟 | 88,253 23,608,112 | 7,808 1,875,997 | 8,161 2,021,296 | 6,906 1,747,092 | 5,389 1,543,171 | 5,117 1,473,660 | 4,840 1,382,009 | 5,040 1,372,206 | 5,025 1,388,907 | 7,441 1,767,744 | 9,677 2,201,175 | 9,479 2,092,123 | 13,370 4,742,732 | | |
| 計 | 119,040 49,587,988 | 9,643 2,717,436 | 9,898 2,826,134 | 9,468 2,662,670 | 7,850 2,321,677 | 7,610 2,352,013 | 7,169 2,221,496 | 7,494 2,200,081 | 7,673 2,308,373 | 9,535 2,431,236 | 11,827 3,068,348 | 11,801 3,424,717 | 19,072 21,053,807 | | |
| 平均単価 | 417 | 282 | 286 | 281 | 296 | 309 | 310 | 294 | 301 | 255 | 259 | 290 | 1,104 | | |
| その他練製品 | 秋田 | 25,273 61,825,561 | 894 3,490,909 | 1,503 3,320,406 | 1,626 3,923,211 | 1,578 4,028,930 | 1,404 3,551,669 | 1,400 3,357,972 | 1,601 3,666,865 | 3,327 7,219,463 | 1,531 3,603,141 | 1,560 4,124,624 | 1,789 4,432,175 | 7,060 17,106,196 | |
| | 北海道 | 1,826 7,846,508 | 129 528,826 | 135 622,688 | 156 665,279 | 140 673,703 | 163 744,150 | 234 720,281 | 153 684,691 | 138 645,751 | 137 617,188 | 145 675,502 | 143 631,286 | 153 637,163 | |

品目別出荷地別月別取扱高(塩干加工品)

令和3年1月～令和3年12月

上段 = 数量、下段 = 金額
単位：数量 = kg、金額 = 円

| 品目名 | 出荷地 | 合計 | 1月 | 2月 | 3月 | 4月 | 5月 | 6月 | 7月 | 8月 | 9月 | 10月 | 11月 | 12月 |
|--------|----------------|------------------------|----------------------|----------------------|----------------------|----------------------|----------------------|----------------------|----------------------|----------------------|----------------------|----------------------|----------------------|----------------------|
| その他練製品 | 青森 | 107,232 96,724,904 | 8,249 7,819,617 | 9,784 7,344,260 | 8,841 8,578,757 | 10,056 9,374,211 | 9,483 8,705,697 | 9,228 8,321,015 | 8,591 8,142,681 | 8,339 7,060,540 | 8,018 7,424,510 | 9,167 8,411,259 | 8,784 7,936,360 | 8,692 7,605,997 |
| | 宮城 | 579,331 254,289,535 | 47,059 17,480,197 | 49,780 19,715,649 | 55,932 22,289,359 | 47,920 20,646,914 | 49,641 19,630,813 | 45,212 19,570,244 | 41,204 28,315,647 | 43,595 19,922,675 | 45,506 19,823,110 | 49,948 21,257,127 | 52,443 22,000,332 | 51,091 23,637,468 |
| | 山形 | 198,356 15,779,448 | 16,296 1,312,266 | 18,585 1,446,741 | 19,680 1,506,468 | 15,410 1,304,612 | 20,207 1,501,551 | 15,696 1,226,841 | 13,448 1,205,855 | 13,468 1,219,231 | 19,315 1,434,908 | 15,022 1,190,251 | 14,263 1,214,345 | 16,966 1,216,379 |
| | 茨城 | 194 2,046,261 | 14 183,686 | 6 129,254 | 9 179,863 | 9 162,690 | 11 143,055 | 9 116,400 | 10 131,523 | 52 351,690 | 10 130,526 | 47 237,166 | 7 145,324 | 10 135,084 |
| | 千葉 | 8,001 10,136,653 | 389 555,932 | 402 632,932 | 461 660,720 | 692 864,383 | 757 917,049 | 725 885,507 | 792 975,015 | 739 925,898 | 762 940,230 | 781 940,276 | 818 986,202 | 683 852,509 |
| | 東京 | 31,939 92,730,208 | 2,538 7,388,392 | 2,428 7,168,027 | 2,429 6,984,611 | 2,293 6,524,694 | 2,364 6,427,670 | 2,208 6,573,122 | 2,226 6,460,436 | 2,131 6,553,533 | 2,908 7,983,878 | 3,075 8,986,197 | 3,125 8,888,313 | 4,214 12,791,335 |
| | 神奈川 | 145,822 16,026,986 | 11,909 1,327,913 | 11,639 1,226,905 | 12,491 1,322,607 | 12,736 1,468,247 | 12,837 1,460,805 | 11,696 1,257,047 | 11,733 1,237,600 | 12,148 1,296,046 | 11,458 1,229,011 | 11,483 1,244,608 | 13,382 1,586,273 | 12,310 1,369,924 |
| | 新潟 | 450,600 211,113,457 | 33,333 15,381,690 | 34,335 15,101,205 | 38,930 16,443,778 | 38,222 16,123,247 | 38,697 15,901,343 | 36,306 14,915,135 | 39,100 17,176,073 | 39,547 17,032,551 | 34,157 16,295,867 | 37,259 18,158,008 | 37,373 18,627,143 | 43,341 29,957,417 |
| | 石川 | 5 42,012 | | 1 1,620 | | 1 12,096 | | 2 12,096 | | | | | | 1 16,200 |
| | 長野 | 372 1,111,298 | 9 108,702 | 6 57,402 | 8 74,196 | 248 122,040 | 9 80,298 | 37 127,926 | 11 92,988 | 10 114,264 | 6 54,702 | 8 75,168 | 7 82,112 | 13 121,500 |
| | 静岡 | 1,556 2,515,778 | 121 216,066 | 121 192,633 | 144 228,681 | 141 221,407 | 129 198,986 | 104 175,184 | 106 161,782 | 111 192,524 | 118 200,488 | 130 205,872 | 170 265,225 | 161 256,930 |
| | 愛知 | 425 436,788 | 32 25,758 | 18 14,310 | 70 28,478 | 40 59,670 | 29 31,968 | 28 44,335 | 48 64,375 | 44 61,471 | 29 32,216 | 22 26,244 | 43 15,671 | 22 32,292 |
| | 三重 | 103 737,100 | | 1 5,724 | 10 74,088 | 17 114,048 | 10 74,412 | 12 85,212 | 11 80,244 | 6 45,468 | 8 57,240 | 14 96,876 | 4 28,620 | 10 75,168 |
| | 大阪 | 1 7,127 | | 1 7,127 | | | | | | | | | | |
| | 兵庫 | 236 737,046 | 7 2,592 | -1 4,860 | -94 73,710 | 33 67,230 | 34 69,660 | 35 71,280 | 34 67,824 | 32 64,800 | 33 67,230 | 37 75,330 | 45 89,100 | 41 83,430 |
| | 島根 | 186 358,452 | 18 35,532 | 13 24,624 | 19 36,612 | 23 43,092 | 18 33,804 | 19 36,936 | 10 20,196 | 11 21,600 | 16 30,780 | 13 24,624 | 18 35,424 | 8 15,228 |
| | 岡山 | 29 18,144 | | | | | | | | | | | | 29 18,144 |
| | 広島 | 333 1,980,263 | 18 92,959 | 18 123,974 | 26 196,737 | 26 166,152 | 27 127,587 | 37 206,669 | 34 202,038 | 38 192,005 | 32 158,611 | 25 168,123 | 23 143,825 | 29 201,583 |
| | 福岡 | 1,087 6,387,383 | 103 768,357 | 84 579,706 | 39 153,668 | 26 112,218 | 20 59,679 | 22 101,496 | 14 49,537 | 75 309,828 | 106 681,823 | 151 996,130 | 213 1,272,270 | 234 1,302,671 |
| | 長崎 | 14 63,180 | | | | | | 10 43,200 | 4 19,980 | | | | | |
| 熊本 | 176 465,696 | | 1 1,296 | 20 55,188 | 18 46,116 | 14 23,328 | 23 66,420 | 20 37,584 | 14 47,196 | 19 37,368 | 15 59,616 | 14 39,960 | 18 51,624 | |

品目別出荷地別月別取扱高(塩干加工品)

令和3年1月～令和3年12月

上段 = 数量、下段 = 金額
単位：数量 = kg、金額 = 円

| 品目名 | 出荷地 | 合計 | 1月 | 2月 | 3月 | 4月 | 5月 | 6月 | 7月 | 8月 | 9月 | 10月 | 11月 | 12月 | |
|--------|------|--------------------------|-----------------------|-----------------------|-----------------------|-----------------------|-----------------------|-----------------------|-----------------------|-----------------------|-----------------------|-----------------------|-----------------------|-----------------------|----------------|
| その他練製品 | 計 | 1,553,098 783,379,788 | 121,119 56,719,394 | 128,858 57,721,343 | 140,798 63,476,011 | 129,629 62,135,700 | 135,854 59,683,524 | 123,045 57,914,318 | 119,150 68,792,934 | 123,824 63,276,534 | 124,170 60,802,827 | 128,902 66,953,001 | 132,665 68,419,960 | 145,084 97,484,242 | |
| | 平均単価 | 504 | 468 | 448 | 451 | 479 | 439 | 471 | 577 | 511 | 490 | 519 | 516 | 672 | |
| 漬物類 | 秋田 | 1,643 1,248,813 | 97 70,244 | 126 98,106 | 177 126,229 | 105 74,649 | 112 80,253 | 170 92,252 | 116 77,273 | 108 74,876 | 116 77,822 | 155 88,677 | 101 70,761 | 260 317,671 | |
| | 北海道 | 16 93,636 | 4 41,472 | 3 24,192 | 1 6,912 | | | | | | | 4 10,530 | 4 10,530 | | |
| | 青森 | -1,159 107,244 | 53 72,684 | -1,227 | | 4 8,640 | | | | | | | 4 8,640 | 7 17,280 | |
| | 宮城 | 6,913 9,558,431 | 422 964,229 | 644 1,197,455 | 634 1,057,012 | 588 758,921 | 585 761,236 | 527 705,064 | 610 744,137 | 588 736,310 | 487 617,456 | 560 594,558 | 570 653,743 | 698 768,310 | |
| | 福島 | 43 300,154 | | | | | | | | | | | | 43 300,154 | |
| | 東京 | 2,123 3,140,707 | 130 198,994 | 250 285,563 | 184 216,760 | 191 293,028 | 195 310,977 | 184 308,450 | 177 235,639 | 202 292,188 | 166 254,342 | 148 289,726 | 130 195,703 | 166 259,337 | |
| | 新潟 | 2,061 665,447 | 137 59,099 | 400 56,923 | 119 48,289 | 144 55,438 | 325 100,297 | 141 57,309 | 101 39,326 | 188 52,599 | 105 40,655 | 126 45,557 | 141 57,138 | 134 52,817 | |
| | 兵庫 | 69 57,110 | | | | | | | | | 33 31,622 | 22 15,811 | 14 9,677 | | |
| | 山口 | 123 149,040 | 25 26,460 | 36 43,200 | 51 68,040 | 11 11,340 | | | | | | | | | |
| | 計 | 11,831 15,320,582 | 870 1,433,182 | 231 1,705,439 | 1,166 1,523,242 | 1,043 1,202,016 | 1,217 1,252,763 | 1,022 1,163,075 | 1,004 1,096,375 | 1,119 1,187,595 | 895 1,006,086 | 1,007 1,038,725 | 949 996,515 | 1,308 1,715,569 | |
| | 平均単価 | 1,295 | 1,647 | 7,369 | 1,306 | 1,152 | 1,030 | 1,138 | 1,092 | 1,061 | 1,124 | 1,031 | 1,050 | 1,313 | |
| | 珍味類 | 秋田 | 3,563 2,903,748 | 300 224,046 | 368 248,994 | 347 281,000 | 303 285,120 | 307 279,396 | 238 211,345 | 202 173,891 | 292 272,646 | 195 174,636 | 437 251,446 | 245 191,160 | 329 310,068 |
| | | 北海道 | 2,932 2,922,554 | 172 148,225 | 211 189,503 | 199 82,308 | 188 125,590 | 206 199,775 | 271 575,237 | 213 208,430 | 317 267,368 | 285 310,723 | 300 270,952 | 267 274,504 | 303 269,939 |
| 青森 | | 7,895 9,511,406 | 495 517,676 | 596 716,138 | 711 796,781 | 715 810,270 | 697 789,577 | 617 756,086 | 653 764,024 | 715 789,739 | 531 623,224 | 599 727,240 | 603 841,729 | 963 1,378,922 | |
| 岩手 | | 18 60,480 | | | 7 24,192 | | | | | 4 12,096 | | 7 24,192 | | | |
| 宮城 | | 86,815 40,451,113 | 3,747 1,959,103 | 5,246 2,929,632 | 8,677 3,768,973 | 10,400 3,864,601 | 8,473 3,730,958 | 7,552 3,376,623 | 6,985 3,282,859 | 7,480 3,697,322 | 5,635 3,120,575 | 6,285 3,522,529 | 6,776 3,416,044 | 9,559 3,781,894 | |
| 山形 | | 5,466 1,434,399 | 90 23,971 | 520 139,727 | 667 178,111 | 538 145,971 | 650 172,495 | 560 148,649 | 466 124,415 | 578 154,352 | 292 74,560 | 412 93,483 | 386 99,804 | 307 78,861 | |
| 茨城 | | 2,238 1,031,902 | -14 -6,048 | 119 54,879 | 152 70,000 | 137 63,196 | 166 76,503 | 202 93,135 | 195 89,809 | 217 99,791 | 231 106,442 | 285 131,390 | 292 134,720 | 256 118,085 | |
| 東京 | | 27,220 14,626,287 | 688 1,110,081 | 1,344 1,512,328 | 1,763 846,366 | 2,087 931,964 | 2,570 965,892 | 3,401 1,122,894 | 4,512 1,507,389 | 3,556 1,365,454 | 1,957 789,369 | 1,563 775,685 | 1,747 1,900,976 | 2,032 1,797,889 | |

品目別出荷地別月別取扱高(塩干加工品)

令和3年1月～令和3年12月

上段 = 数量、下段 = 金額
単位：数量 = kg、金額 = 円

| 品目名 | 出荷地 | 合計 | 1月 | 2月 | 3月 | 4月 | 5月 | 6月 | 7月 | 8月 | 9月 | 10月 | 11月 | 12月 | |
|--------|------|------------------------|----------------------|----------------------|----------------------|----------------------|----------------------|----------------------|----------------------|----------------------|----------------------|----------------------|----------------------|----------------------|---------------|
| 珍味類 | 神奈川 | 25 75,816 | | | 5 20,736 | | | 4 11,016 | 4 11,016 | 4 11,016 | | 4 11,016 | 4 11,016 | | |
| | 新潟 | 41,624 16,547,002 | 3,033 1,333,256 | 3,830 1,503,753 | 3,546 1,404,365 | 3,372 1,469,392 | 3,133 1,291,054 | 3,050 1,382,366 | 3,144 1,335,185 | 2,487 1,255,469 | 3,137 1,216,596 | 4,343 1,417,088 | 4,509 1,360,294 | 4,040 1,578,184 | |
| | 愛知 | 1,328 463,320 | 245 86,940 | | 282 99,900 | | 302 109,620 | | | 235 83,160 | 83 29,700 | | | | 181 54,000 |
| | 大阪 | 343 444,139 | | | | 14 17,388 | 84 72,025 | 61 77,436 | 29 60,264 | 36 35,586 | 40 59,130 | 32 40,662 | 18 32,238 | 29 49,410 | |
| | 兵庫 | 688 309,992 | | 9 60,750 | | | | 412 158,221 | 83 28,978 | 40 14,893 | 72 23,889 | 43 14,082 | 22 7,041 | 7 2,138 | |
| | 計 | 180,155 90,782,158 | 8,754 5,397,250 | 12,242 7,355,704 | 16,358 7,572,732 | 17,754 7,713,492 | 16,588 7,687,295 | 16,368 7,913,008 | 16,722 7,669,420 | 15,808 8,005,432 | 12,375 6,499,144 | 14,310 7,279,765 | 14,870 8,269,526 | 18,006 9,419,390 | |
| | 平均単価 | 504 | 617 | 601 | 463 | 434 | 463 | 483 | 459 | 506 | 525 | 509 | 556 | 523 | |
| その他加工品 | 秋田 | 194,975 107,014,665 | 14,074 8,500,472 | 15,633 9,102,336 | 14,899 7,308,014 | 13,877 6,631,892 | 13,911 5,430,584 | 14,589 5,375,017 | 14,364 5,677,571 | 15,541 6,850,492 | 12,998 5,118,061 | 16,284 5,701,216 | 16,137 10,727,215 | 32,668 30,591,795 | |
| | 北海道 | 30,409 18,654,310 | 1,762 1,475,448 | 2,439 1,452,684 | 2,015 1,813,323 | 2,697 1,631,145 | 2,357 1,300,751 | 2,639 1,750,206 | 2,834 1,233,740 | 2,816 1,415,848 | 2,693 1,463,075 | 2,839 1,530,556 | 2,538 1,683,684 | 2,780 1,903,850 | |
| | 青森 | 83,567 63,961,630 | 4,383 3,914,536 | 7,868 5,375,935 | 6,787 6,403,694 | 7,321 5,763,011 | 7,061 5,366,214 | 7,639 5,510,097 | 6,704 5,195,770 | 7,040 5,341,445 | 5,953 4,117,941 | 7,747 5,313,678 | 7,076 5,424,143 | 7,988 6,235,166 | |
| | 岩手 | 7,041 5,904,169 | 538 410,520 | 531 682,563 | 725 715,437 | 682 569,552 | 661 533,704 | 520 379,759 | 603 477,242 | 596 466,861 | 549 409,007 | 578 416,481 | 466 346,602 | 592 496,441 | |
| | 宮城 | 479,708 200,330,320 | 29,391 33,537,908 | 40,199 28,463,598 | 38,485 18,556,727 | 34,736 12,489,352 | 39,361 13,641,543 | 41,156 11,524,396 | 51,691 15,246,888 | 42,832 14,688,799 | 39,047 11,923,705 | 38,017 11,550,857 | 42,095 13,213,522 | 42,698 15,493,025 | |
| | 山形 | 88,882 29,509,707 | 9,094 3,448,344 | 8,599 2,963,670 | 6,967 1,779,468 | 6,000 1,474,119 | 5,343 1,326,780 | 5,397 1,396,472 | 5,596 1,375,154 | 5,816 1,650,753 | 7,278 2,310,622 | 9,935 3,942,302 | 10,059 4,204,539 | 8,798 3,637,484 | |
| | 福島 | 8,057 5,681,915 | 703 774,841 | 646 738,430 | 788 528,094 | 751 502,598 | 690 418,681 | 570 364,163 | 617 369,360 | 578 374,565 | 502 326,965 | 527 331,545 | 538 364,692 | 1,147 587,981 | |
| | 茨城 | 6,409 6,895,404 | 542 1,129,313 | 617 1,044,686 | 732 612,186 | 635 601,525 | 516 512,252 | 451 367,308 | 437 431,194 | 458 412,625 | 560 498,509 | 458 418,854 | 498 410,308 | 505 456,644 | |
| | 埼玉 | 1,921 823,746 | 51 30,240 | 123 44,032 | 188 34,020 | 90 45,792 | 97 46,116 | 155 69,080 | 213 96,165 | 155 68,605 | 209 88,213 | 199 91,178 | 221 98,436 | 220 111,869 | |
| | 千葉 | 10,546 8,027,738 | 671 337,973 | 839 647,438 | 1,153 773,220 | 903 692,537 | 1,003 766,414 | 931 738,747 | 765 622,261 | 783 581,015 | 773 639,242 | 911 751,971 | 897 762,015 | 917 714,905 | |
| | 東京 | 111,444 88,554,966 | 5,579 5,531,680 | 11,485 7,451,271 | 9,686 7,573,752 | 9,870 7,569,683 | 8,368 6,207,254 | 8,556 6,523,706 | 9,187 7,014,264 | 9,491 7,172,247 | 8,299 7,113,880 | 8,361 7,183,066 | 8,476 7,148,721 | 14,086 12,065,442 | |
| | 神奈川 | 24,945 14,691,166 | 2,217 1,360,206 | 2,411 1,066,498 | 2,108 1,273,473 | 1,863 1,210,215 | 1,884 1,079,043 | 1,913 1,003,871 | 2,217 1,488,859 | 1,596 1,110,575 | 1,538 886,444 | 2,613 1,220,641 | 2,361 1,262,731 | 2,224 1,728,610 | |
| | 新潟 | 340,992 116,254,516 | 26,678 8,008,989 | 28,375 9,214,027 | 28,131 9,473,893 | 24,418 8,497,435 | 24,393 8,272,879 | 23,025 8,331,911 | 23,313 8,561,904 | 23,494 8,308,936 | 28,111 8,696,288 | 30,418 9,232,180 | 31,703 9,902,881 | 48,933 19,753,193 | |
| | 富山 | 148 166,730 | 4 25,790 | | 4 19,440 | | | | | 4 19,440 | | | | 136 102,060 | |

品目別出荷地別月別取扱高(塩干加工品)

令和3年1月～令和3年12月

上段 = 数量、下段 = 金額
単位：数量 = kg、金額 = 円

| 品目名 | 出荷地 | 合計 | 1月 | 2月 | 3月 | 4月 | 5月 | 6月 | 7月 | 8月 | 9月 | 10月 | 11月 | 12月 | |
|--------|-----|--------------------------|-----------------------|-----------------------|-----------------------|-----------------------|-----------------------|-----------------------|-----------------------|-----------------------|-----------------------|-----------------------|-----------------------|------------------------|---------------|
| その他加工品 | 石川 | 1,101 400,895 | 36 11,275 | 244 112,581 | 40 11,447 | 36 11,275 | 32 8,163 | 43 24,105 | 32 9,633 | 101 53,092 | 166 40,067 | 162 44,624 | 155 57,949 | 54 16,684 | |
| | 福井 | -18 27,756 | 24 7,884 | -61 9,072 | -4 1,512 | 4 1,512 | | -4 | 4 1,512 | | 4 1,512 | | 4 1,512 | 11 3,240 | |
| | 山梨 | 310 777,558 | 4 6,039 | 11 18,117 | 25 40,014 | 29 107,946 | 14 24,156 | 14 24,156 | 14 95,868 | 18 161,555 | 58 12,078 | 7 18,117 | 11 101,907 | 22 167,605 | 97 167,605 |
| | 岐阜 | 1,675 531,645 | 65 22,860 | 137 43,596 | 137 44,892 | 108 33,048 | 144 46,836 | 137 44,892 | 144 42,378 | 152 44,244 | 130 44,712 | 228 72,432 | 199 58,059 | 94 33,696 | |
| | 静岡 | 8,471 4,247,605 | 340 180,575 | 533 772,486 | 708 281,003 | 661 257,310 | 635 257,823 | 563 262,571 | 960 786,799 | 643 209,076 | 632 225,848 | 1,212 332,445 | 801 302,454 | 783 379,215 | |
| | 愛知 | 6,231 4,905,570 | 390 280,241 | 538 403,932 | 509 384,802 | 621 406,255 | 462 390,335 | 422 338,287 | 509 366,475 | 462 388,026 | 505 446,083 | 759 566,872 | 527 449,130 | 527 485,132 | |
| | 三重 | 1,341 2,427,624 | 98 224,532 | 99 213,948 | 116 191,376 | 137 230,580 | 105 179,280 | 101 174,204 | 90 157,788 | 87 146,664 | 130 214,272 | 116 231,768 | 116 203,472 | 146 259,740 | |
| | 京都 | 3,115 1,537,866 | | | | | | | 3,115 1,537,866 | | | | | | |
| | 大阪 | 6,117 4,145,432 | 328 205,351 | 361 214,056 | 338 206,000 | 379 337,949 | 754 486,996 | 625 393,517 | 469 285,528 | 484 318,911 | 480 273,340 | 661 454,390 | 588 412,034 | 650 557,360 | |
| | 兵庫 | 45,680 35,027,580 | 1,891 2,172,785 | 3,696 2,544,648 | 4,494 3,090,662 | 4,404 3,408,717 | 3,588 2,673,410 | 3,516 2,614,508 | 3,318 2,590,961 | 4,419 3,464,077 | 3,462 2,899,505 | 3,549 2,982,379 | 3,772 2,942,010 | 5,571 3,643,918 | |
| | 鳥取 | 20,461 10,148,767 | 1,801 538,966 | 1,830 802,196 | 2,011 1,131,867 | 2,685 1,033,365 | 1,462 630,859 | 1,123 702,908 | 1,661 731,869 | 1,321 813,117 | 1,004 620,287 | 1,787 1,192,766 | 1,787 788,043 | 1,989 1,162,524 | |
| | 岡山 | 25,613 13,314,337 | 1,339 626,686 | 1,105 797,461 | 2,422 1,267,485 | 2,245 1,100,861 | 1,910 1,007,975 | 1,899 932,244 | 2,209 1,035,401 | 2,448 1,354,854 | 2,401 1,132,858 | 2,404 1,229,736 | 2,072 1,036,230 | 3,159 1,792,546 | |
| | 広島 | 1,935 1,704,675 | 40 36,935 | 11 11,534 | 155 180,202 | 97 103,287 | 83 108,021 | 83 94,478 | 274 248,053 | 545 411,608 | 206 159,667 | 253 197,704 | 101 70,113 | 87 83,073 | |
| | 山口 | 15,121 7,059,224 | 1,194 2,083,423 | 1,283 1,511,416 | 1,320 417,991 | 1,267 492,376 | 1,557 372,117 | 1,126 309,115 | 1,119 260,743 | 1,097 358,986 | 1,177 336,894 | 1,310 323,006 | 1,245 299,160 | 1,426 293,997 | |
| | 香川 | 3,043 2,549,855 | 90 85,405 | 253 217,597 | 289 233,916 | 271 227,155 | 260 230,795 | 235 217,500 | 231 184,571 | 206 161,340 | 282 247,729 | 264 218,613 | 341 276,619 | 321 248,615 | |
| | 愛媛 | 5,390 2,947,912 | 408 190,713 | 484 252,706 | 473 246,962 | 451 236,445 | 422 253,150 | 458 246,194 | 401 212,152 | 469 272,255 | 412 234,908 | 444 260,401 | 484 272,796 | 484 269,230 | |
| | 福岡 | 9,705 2,991,696 | 691 207,093 | 805 247,173 | 679 255,886 | 875 266,682 | 805 248,687 | 816 246,165 | 874 267,629 | 838 265,065 | 744 225,315 | 838 249,544 | 870 259,700 | 870 252,757 | |
| | 熊本 | 15,066 5,043,129 | 900 320,274 | 1,086 384,750 | 1,315 422,010 | 1,375 443,961 | 1,347 438,534 | 1,596 524,934 | 1,743 580,726 | 1,458 485,559 | 1,152 411,017 | 1,054 347,951 | 1,018 337,442 | 1,022 345,971 | |
| | 宮崎 | 7 15,552 | | | | | | | | 3 7,776 | 4 7,776 | | | | |
| | 計 | 1,559,411 766,275,660 | 105,326 75,687,297 | 132,177 76,804,437 | 127,695 65,272,768 | 119,492 56,377,580 | 119,225 52,259,352 | 120,296 50,484,511 | 135,712 57,186,324 | 125,989 57,378,411 | 121,404 51,125,820 | 133,937 56,407,273 | 137,169 63,418,119 | 180,989 103,873,768 | |
| 平均単価 | 491 | 719 | 581 | 511 | 472 | 438 | 420 | 421 | 455 | 421 | 421 | 462 | 574 | | |

花 き の 部

秋田市中心卸売市場

花き総括表

令和3年1月～令和3年12月

上段 = 数量、下段 = 金額
 単位：数量 = 本・鉢・個、金額 = 円

| 種 別 項 目 | | 切 花 | 枝 物 | 鉢 物 | 観葉植物 | 苗 物 | 花木・植木 | 加 工 品 | そ の 他 | 合 計 |
|----------------------|---------------|-------------|------------|-----------|------------|-------|-----------|-----------|---------------|--------|
| | | 年 間 取 扱 高 | 24,066,305 | 2,556,120 | 85,744 | 7,715 | 363,693 | | 117,072 | 14,579 |
| | 1,709,456,215 | 152,902,001 | 38,719,387 | 5,412,022 | 26,633,454 | | 5,380,465 | 1,528,721 | 1,940,032,265 | |
| 一 日 平 均 取 扱 高 | 100,276 | 10,651 | 357 | 32 | 1,515 | | 488 | 61 | 113,380 | |
| | 7,122,733 | 637,092 | 161,331 | 22,550 | 110,973 | | 22,419 | 6,370 | 8,083,468 | |
| 平 均 単 価 (本・鉢・個当り) | 71 | 60 | 452 | 701 | 73 | | 46 | 105 | 71 | |
| 委 託 | 15,618,398 | 1,426,790 | 41,687 | 101 | 314,960 | | 78,330 | 13,966 | 17,494,232 | |
| | 1,038,809,587 | 86,940,923 | 15,659,676 | 86,350 | 21,629,562 | | 4,213,640 | 1,100,238 | 1,168,439,976 | |
| 買 付 | 8,447,907 | 1,129,330 | 44,057 | 7,614 | 48,733 | | 38,742 | 613 | 9,716,996 | |
| | 670,646,628 | 65,961,078 | 23,059,711 | 5,325,672 | 5,003,892 | | 1,166,825 | 428,483 | 771,592,289 | |
| 比 率 | 数 量 (%) | 88.5 | 9.4 | 0.3 | 0.0 | 1.3 | 0.0 | 0.4 | 0.1 | 100.0 |
| | 金 額 (%) | 88.0 | 7.9 | 2.0 | 0.3 | 1.4 | 0.0 | 0.3 | 0.1 | 100.0 |

年間取扱高

令和3年1月～令和3年12月

上段 = 数量、下段 = 金額
単位：数量 = 本・鉢・個、金額 = 円

| 月別 | | 合計 | 1月 | 2月 | 3月 | 4月 | 5月 | 6月 | 7月 | 8月 | 9月 | 10月 | 11月 | 12月 |
|------|----|---------------|------------|-------------|-------------|-------------|-------------|-------------|-------------|-------------|-------------|-------------|-------------|-------------|
| 種別 | | | | | | | | | | | | | | |
| 切花 | 県内 | 6,412,981 | 50,476 | 29,178 | 49,524 | 70,608 | 65,387 | 246,898 | 1,076,429 | 2,280,607 | 1,537,668 | 518,295 | 267,950 | 219,961 |
| | 県外 | 415,297,158 | 4,015,484 | 3,134,747 | 5,110,875 | 4,695,889 | 4,379,172 | 17,420,701 | 56,886,916 | 141,204,461 | 99,618,571 | 36,720,168 | 21,814,034 | 20,296,140 |
| | 計 | 1,294,159,057 | 64,660,440 | 82,089,799 | 240,774,059 | 103,042,813 | 90,103,742 | 85,762,131 | 73,770,055 | 120,627,198 | 97,663,484 | 78,023,028 | 88,938,690 | 168,703,618 |
| 枝物 | 県内 | 24,066,305 | 1,046,288 | 1,310,728 | 3,292,164 | 1,629,271 | 1,455,318 | 1,433,495 | 3,810,466 | 2,742,548 | 1,468,976 | 1,370,901 | 2,343,620 | |
| | 県外 | 1,709,456,215 | 68,675,924 | 85,224,546 | 245,884,934 | 107,738,702 | 94,482,914 | 103,182,832 | 130,656,971 | 261,831,659 | 197,282,055 | 114,743,196 | 110,752,724 | 188,999,758 |
| | 計 | 1,733,522,520 | 69,722,212 | 86,535,274 | 250,180,898 | 109,368,473 | 95,938,232 | 104,616,327 | 134,467,427 | 264,488,656 | 198,751,031 | 116,086,392 | 112,095,444 | 191,243,378 |
| 鉢物 | 県内 | 69,013 | 245 | 980 | 130 | 60 | 200 | 767 | 1,710 | 4,393 | 12,872 | 6,455 | 4,991 | 36,210 |
| | 県外 | 2,717,583 | 23,870 | 54,010 | 1,705 | 9,900 | 8,800 | 53,680 | 119,625 | 211,585 | 745,690 | 632,368 | 376,970 | 479,380 |
| | 計 | 2,786,596 | 24,115 | 54,990 | 1,835 | 9,960 | 8,800 | 54,447 | 121,335 | 215,978 | 758,562 | 638,826 | 381,961 | 515,590 |
| 観葉植物 | 県内 | 16,389 | 287 | 737 | 2,346 | 2,897 | 2,611 | 2,010 | 986 | 564 | 1,190 | 542 | 1,301 | 918 |
| | 県外 | 5,132,127 | 126,995 | 224,180 | 580,569 | 623,073 | 524,374 | 459,707 | 201,113 | 74,118 | 214,038 | 346,390 | 860,541 | 897,029 |
| | 計 | 5,148,516 | 127,282 | 224,917 | 582,915 | 625,970 | 526,985 | 461,693 | 203,123 | 74,682 | 215,232 | 347,542 | 861,842 | 897,947 |
| 苗木 | 県内 | 207,803 | 6,146 | 384 | 6,146 | 33,012 | 73,184 | 53,032 | 15,145 | 1,508 | 5,766 | 10,828 | 7,390 | 1,408 |
| | 県外 | 14,073,395 | 1,041 | 944 | 7,452 | 32,225 | 59,989 | 22,188 | 9,665 | 1,576 | 5,618 | 6,271 | 7,657 | 1,264 |
| | 計 | 14,281,198 | 1,047 | 1,328 | 13,598 | 65,237 | 133,173 | 75,220 | 24,810 | 3,084 | 11,384 | 17,099 | 15,047 | 2,672 |
| 花木植木 | 県内 | 26,633,454 | 69,553 | 196,372 | 884,785 | 5,633,668 | 8,647,429 | 5,279,874 | 1,772,342 | 218,493 | 1,249,325 | 1,448,271 | 1,023,968 | 209,374 |
| | 県外 | | | | | | | | | | | | | |
| | 計 | | | | | | | | | | | | | |
| 加工品 | 県内 | 36 | | | | | | | 23 | | | 13 | | |
| | 県外 | 29,260 | | | | | | | 11,990 | | | 17,270 | | |
| | 計 | 117,036 | 5,735 | 7,582 | 1 | 411 | 2,150 | 4,980 | 8,270 | 6,300 | 2,835 | 4,155 | 19,967 | 54,650 |
| その他 | 県内 | 5,351,205 | 254,650 | 357,775 | 1,980 | 40,370 | 33,110 | 267,355 | 72,710 | 125,180 | 684,805 | 366,962 | 696,806 | 2,449,502 |
| | 県外 | 117,072 | 5,735 | 7,582 | 1 | 411 | 2,150 | 4,980 | 8,293 | 6,300 | 2,835 | 4,168 | 19,967 | 54,650 |
| | 計 | 5,380,465 | 254,650 | 357,775 | 1,980 | 40,370 | 33,110 | 267,355 | 84,700 | 125,180 | 684,805 | 384,232 | 696,806 | 2,449,502 |
| 県内合計 | 県内 | 281 | | | | | | | 3 | | 275 | | 3 | |
| | 県外 | 32,560 | | | 504 | 22 | 48 | 288 | 990 | | 30,250 | | 1,320 | |
| | 計 | 14,298 | | | 504 | 22 | 48 | 288 | 36 | | 13,029 | | 265 | 88 |
| 県外合計 | 県内 | 1,496,161 | | | 36,300 | 16,720 | 7,920 | 81,708 | 9,900 | | 996,959 | 52,404 | 32,340 | 261,910 |
| | 県外 | 14,579 | | | 504 | 22 | 48 | 288 | 39 | | 13,304 | | 265 | 91 |
| | 計 | 1,528,721 | | | 36,300 | 16,720 | 7,920 | 81,708 | 10,890 | | 1,027,209 | 52,404 | 33,660 | 261,910 |
| 総計 | 県内 | 6,706,538 | 51,008 | 31,279 | 58,146 | 106,577 | 141,398 | 302,713 | 1,094,302 | 2,287,073 | 1,557,776 | 536,133 | 281,636 | 258,497 |
| | 県外 | 437,323,553 | 4,166,349 | 3,429,393 | 6,061,308 | 7,732,226 | 9,911,234 | 21,577,800 | 58,131,049 | 141,586,678 | 101,054,379 | 38,422,594 | 23,500,532 | 21,750,011 |
| | 計 | 20,504,690 | 1,138,599 | 1,620,795 | 3,571,150 | 1,794,203 | 1,607,325 | 1,349,690 | 1,301,474 | 1,778,059 | 1,384,207 | 1,104,155 | 1,282,267 | 2,572,766 |
| 総計 | 県内 | 1,502,708,712 | 72,411,487 | 96,708,254 | 260,846,677 | 123,497,470 | 110,955,633 | 99,138,985 | 87,927,385 | 134,270,224 | 112,920,043 | 90,345,172 | 103,207,043 | 210,480,339 |
| | 県外 | 27,211,228 | 1,189,607 | 1,652,074 | 3,629,296 | 1,900,780 | 1,748,723 | 1,652,403 | 2,395,776 | 4,065,132 | 2,941,983 | 1,640,288 | 1,563,903 | 2,831,263 |
| | 計 | 1,940,032,265 | 76,577,836 | 100,137,647 | 266,907,985 | 131,229,696 | 120,866,867 | 120,716,785 | 146,058,434 | 275,856,902 | 213,974,422 | 128,767,766 | 126,707,575 | 232,230,350 |

一日平均種別月別取扱高

令和3年1月～令和3年12月

上段 = 数量、下段 = 金額
単位：数量 = 本・鉢・個、金額 = 円

| 月別 種別 | 合 計 | 1 月 | 2 月 | 3 月 | 4 月 | 5 月 | 6 月 | 7 月 | 8 月 | 9 月 | 10 月 | 11 月 | 12 月 |
|----------|-----------|-----------|-----------|------------|-----------|-----------|-----------|-----------|------------|------------|-----------|-----------|------------|
| 切 花 | 100,276 | 61,546 | 72,818 | 149,644 | 81,464 | 72,766 | 71,675 | 98,297 | 190,523 | 130,598 | 77,315 | 68,545 | 111,601 |
| | 7,122,734 | 4,039,760 | 4,734,697 | 11,176,588 | 5,386,935 | 4,724,146 | 5,159,142 | 5,938,953 | 13,091,583 | 9,394,384 | 6,039,116 | 5,537,636 | 8,999,988 |
| 枝 物 | 10,651 | 7,881 | 18,235 | 14,336 | 9,538 | 7,218 | 6,508 | 8,695 | 12,097 | 7,728 | 7,554 | 7,511 | 20,190 |
| | 637,092 | 394,612 | 712,322 | 781,636 | 528,889 | 430,099 | 413,578 | 470,308 | 639,717 | 487,479 | 506,266 | 494,253 | 1,706,772 |
| 鉢 物 | 357 | 150 | 229 | 331 | 720 | 627 | 344 | 326 | 141 | 422 | 304 | 354 | 298 |
| | 161,331 | 47,343 | 79,859 | 122,433 | 331,210 | 392,349 | 132,839 | 107,407 | 32,518 | 141,326 | 122,801 | 197,559 | 209,050 |
| 観葉植物 | 32 | 1 | 4 | 17 | 34 | 57 | 69 | 74 | 27 | 36 | 26 | 29 | 3 |
| | 22,550 | 3,792 | 5,538 | 9,567 | 29,913 | 62,327 | 48,834 | 37,446 | 11,844 | 25,054 | 9,864 | 18,209 | 3,692 |
| 苗 物 | 1,515 | 61 | 74 | 618 | 3,262 | 6,659 | 3,761 | 1,128 | 154 | 542 | 900 | 752 | 127 |
| | 110,973 | 4,091 | 10,910 | 40,218 | 281,683 | 432,371 | 263,994 | 80,561 | 10,925 | 59,492 | 76,225 | 51,198 | 9,970 |
| 花木・植木 | | | | | | | | | | | | | |
| 加 工 品 | 488 | 337 | 421 | | 21 | 108 | 249 | 377 | 315 | 135 | 219 | 998 | 2,602 |
| | 22,419 | 14,979 | 19,876 | 90 | 2,019 | 1,656 | 13,368 | 3,850 | 6,259 | 32,610 | 20,223 | 34,840 | 116,643 |
| そ の 他 | 61 | | | 23 | 1 | 2 | 14 | 2 | | 634 | 14 | 5 | 1 |
| | 6,370 | | | 1,650 | 836 | 396 | 4,085 | 495 | | 48,915 | 2,758 | 1,683 | 12,472 |
| 一 日 平 均 | 113,380 | 69,977 | 91,782 | 164,968 | 95,039 | 87,436 | 82,620 | 108,899 | 203,257 | 140,094 | 86,331 | 78,195 | 134,822 |
| | 8,083,468 | 4,504,579 | 5,563,203 | 12,132,181 | 6,561,485 | 6,043,343 | 6,035,839 | 6,639,020 | 13,792,845 | 10,189,258 | 6,777,251 | 6,335,379 | 11,058,588 |

種別産地別月別取扱高

令和3年1月～令和3年12月

単位：数量＝本・鉢・個、金額＝円

| 種別 | | 切花 | | 枝物 | | 鉢物 | | 観葉植物 | | 苗木 | | 花木・庭木 | | 加工品 | | その他 | | 合計 | | |
|-----|-----|-----------|-------------|-----------|-----------|---------|-----------|---------|--------|---------|------------|--------|----|--------|----|-----|--------|-----------|-------------|------------|
| 産地名 | 月別 | 数量 | 金額 | 数量 | 金額 | 数量 | 金額 | 数量 | 金額 | 数量 | 金額 | 数量 | 金額 | 数量 | 金額 | 数量 | 金額 | 数量 | 金額 | |
| 秋田 | 1月 | 50,476 | 4,015,484 | 245 | 23,870 | 287 | 126,995 | | | | | | | | | | | 51,008 | 4,166,349 | |
| | 2月 | 29,178 | 3,134,747 | 980 | 54,010 | 737 | 224,180 | | | 384 | 16,456 | | | | | | | 31,279 | 3,429,393 | |
| | 3月 | 49,524 | 5,110,875 | 130 | 1,705 | 2,346 | 580,569 | | | 6,146 | 368,159 | | | | | | | 58,146 | 6,061,308 | |
| | 4月 | 70,608 | 4,695,889 | 60 | 9,900 | 2,897 | 623,073 | | | 33,012 | 2,403,364 | | | | | | | 106,577 | 7,732,226 | |
| | 5月 | 65,387 | 4,379,172 | 200 | 8,800 | 2,611 | 524,374 | 16 | 1,760 | 73,184 | 4,997,128 | | | | | | | 141,398 | 9,911,234 | |
| | 6月 | 246,898 | 17,420,701 | 767 | 53,680 | 2,010 | 459,707 | 6 | 3,630 | 53,032 | 3,640,082 | | | | | | | 302,713 | 21,577,800 | |
| | 7月 | 1,076,429 | 56,886,916 | 1,710 | 119,625 | 986 | 201,113 | 6 | 8,140 | 15,145 | 902,275 | | 23 | 11,990 | | 3 | 990 | 1,094,302 | 58,131,049 | |
| | 8月 | 2,280,607 | 141,204,461 | 4,393 | 211,585 | 564 | 74,118 | 1 | 4,950 | 1,508 | 91,564 | | | | | | | 2,287,073 | 141,586,678 | |
| | 9月 | 1,537,668 | 99,618,571 | 12,872 | 745,690 | 1,190 | 214,038 | 5 | 15,290 | 5,766 | 430,540 | | | | | 275 | 30,250 | 1,557,776 | 101,054,379 | |
| | 10月 | 518,295 | 36,720,168 | 6,455 | 632,368 | 542 | 346,390 | | | 10,828 | 706,398 | | 13 | 17,270 | | | | 536,133 | 38,422,594 | |
| | 11月 | 267,950 | 21,814,034 | 4,991 | 376,970 | 1,301 | 860,541 | 1 | 7,700 | 7,390 | 439,967 | | | | | | 3 | 1,320 | 281,636 | 23,500,532 |
| | 12月 | 219,961 | 20,296,140 | 36,210 | 479,380 | 918 | 897,029 | | | | 1,408 | 77,462 | | | | | | | 258,497 | 21,750,011 |
| | 合計 | 6,412,981 | 415,297,158 | 69,013 | 2,717,583 | 16,389 | 5,132,127 | 35 | 41,470 | 207,803 | 14,073,395 | | 36 | 29,260 | | 281 | 32,560 | 6,706,538 | 437,323,553 | |
| 北海道 | 1月 | 120 | 11,880 | | | | | | | | | | | | | | | 120 | 11,880 | |
| | 2月 | 20 | 2,750 | | | | | | | | | | | | | | | 20 | 2,750 | |
| | 3月 | 875 | 104,445 | | | | | | | | | | | | | | | 875 | 104,445 | |
| | 4月 | 670 | 97,350 | 100 | 3,575 | | | | | 96 | 12,144 | | | | | | | 866 | 113,069 | |
| | 5月 | 4,890 | 610,500 | | | | | | | 216 | 23,232 | | | | | | | 5,106 | 633,732 | |
| | 6月 | 44,964 | 3,910,056 | 710 | 48,895 | | | | | | | | | | | | | 45,674 | 3,958,951 | |
| | 7月 | 83,195 | 6,274,483 | 2,700 | 164,560 | | | | | | | | | | | | | 85,895 | 6,439,043 | |
| | 8月 | 87,172 | 8,442,232 | 2,225 | 159,775 | | | | | | | | | | | | | 89,397 | 8,602,007 | |
| | 9月 | 59,007 | 5,855,906 | 2,456 | 256,630 | | | | | | | | | | | | | 61,463 | 6,112,536 | |
| | 10月 | 40,757 | 3,751,249 | 1,525 | 201,190 | | | | | | | | | | | | | 42,282 | 3,952,439 | |
| | 11月 | 12,675 | 1,044,148 | 100 | 12,375 | | | | | | | | | | | | | | 12,775 | 1,056,523 |
| | 12月 | 530 | 65,890 | | | | | | | | | | | | | | | | 530 | 65,890 |
| | 合計 | 334,875 | 30,170,889 | 9,816 | 847,000 | | | | | 312 | 35,376 | | | | | | | 345,003 | 31,053,265 | |
| 青森 | 1月 | | | | | | | | | | | | | | | | | | | |
| | 2月 | | | | | | | | | | | | | | | | | | | |
| | 3月 | | | | | | 240 | 27,984 | | | 48 | 4,224 | | | | | | 288 | 32,208 | |
| | 4月 | 930 | 75,240 | | | | 280 | 66,000 | | | | | | | | | | 1,210 | 141,240 | |
| | 5月 | 1,390 | 117,260 | | | | 84 | 18,810 | | | | | | | | | | 1,474 | 136,070 | |
| | 6月 | 410 | 37,180 | 300 | 59,180 | 300 | 58,773 | | | | | | | | | | | 1,010 | 155,133 | |
| | 7月 | 620 | 86,680 | 60 | 31,460 | 324 | 37,158 | | | | | | | | | | | 1,004 | 155,298 | |
| | 8月 | 6,230 | 647,075 | 110 | 15,180 | 228 | 17,721 | | | | | | | | | | | 6,568 | 679,976 | |
| | 9月 | 3,650 | 383,515 | 70 | 16,390 | 354 | 46,530 | | | | | | | | | | | 4,074 | 446,435 | |
| | 10月 | 1,840 | 175,780 | | | | 60 | 12,375 | | | | | | | | | | | 1,900 | 188,155 |
| | 11月 | 100 | 17,985 | 200 | 6,600 | 168 | 23,265 | | | | | | | | | | | | 468 | 47,850 |
| | 12月 | 60 | 4,620 | 700 | 20,680 | 278 | 38,588 | | | | | | | | | | | | 1,038 | 63,888 |
| | | 合計 | 15,230 | 1,545,335 | 1,440 | 149,490 | 2,316 | 347,204 | | | 48 | 4,224 | | | | | | | 19,034 | 2,046,253 |

種別産地別月別取扱高

令和3年1月～令和3年12月

単位：数量＝本・鉢・個、金額＝円

| 種 別 | | 切 花 | | 枝 物 | | 鉢 物 | | 観葉植物 | | 苗 物 | | 花木・庭木 | | 加工品 | | その他 | | 合 計 | | |
|-----|------|---------|------------|--------|-----------|--------|-----------|------|---------|--------|-----------|-------|----|-----|--------|-----|-----|---------|------------|------------|
| | | 数量 | 金額 | 数量 | 金額 | 数量 | 金額 | 数量 | 金額 | 数量 | 金額 | 数量 | 金額 | 数量 | 金額 | 数量 | 金額 | 数量 | 金額 | |
| 岩 手 | 1 月 | 5,945 | 1,329,515 | | | 770 | 214,346 | 12 | 47,410 | 337 | 24,640 | | | | | | | 7,064 | 1,615,911 | |
| | 2 月 | 6,380 | 1,043,295 | 30 | 5,280 | 989 | 408,727 | 12 | 60,170 | 790 | 140,514 | | | | | | | 8,201 | 1,657,986 | |
| | 3 月 | 11,518 | 2,343,440 | | | 1,383 | 716,518 | 72 | 73,183 | 1,052 | 100,309 | | | | | | | 14,025 | 3,233,450 | |
| | 4 月 | 15,935 | 2,875,345 | | | 3,370 | 1,660,230 | 63 | 128,876 | 2,802 | 470,338 | | | | | | | | 22,170 | 5,134,789 |
| | 5 月 | 25,075 | 3,778,335 | 50 | 12,430 | 1,890 | 886,831 | 79 | 44,924 | 1,951 | 274,857 | | | | | | | | 29,045 | 4,997,377 |
| | 6 月 | 24,570 | 3,791,205 | 210 | 36,850 | 1,327 | 591,465 | 164 | 65,967 | 1,902 | 165,572 | | | | | | | | 28,173 | 4,651,059 |
| | 7 月 | 46,115 | 4,569,345 | 160 | 40,370 | 1,936 | 638,209 | 309 | 97,702 | 713 | 110,286 | | | | | | | | 49,233 | 5,455,912 |
| | 8 月 | 93,912 | 9,632,843 | 70 | 11,440 | 384 | 152,669 | 51 | 29,590 | 160 | 28,776 | | | | | | | | 94,577 | 9,855,318 |
| | 9 月 | 123,520 | 9,826,905 | 40 | 5,720 | 2,886 | 1,128,435 | 123 | 75,119 | 2,265 | 403,161 | | | | | | | | 128,834 | 11,439,340 |
| | 10 月 | 43,138 | 5,155,150 | | | 2,464 | 694,276 | 48 | 1,540 | 1,228 | 166,760 | | | | | | 105 | 12,485 | 46,983 | 6,030,211 |
| | 11 月 | 16,200 | 3,234,275 | | | 1,519 | 647,515 | 24 | 3,168 | 941 | 116,237 | | | | | | | | 18,684 | 4,001,195 |
| | 12 月 | 14,615 | 3,645,730 | 400 | 27,500 | 1,148 | 604,549 | 6 | 16,390 | 273 | 29,788 | | | | | | | | 16,442 | 4,323,957 |
| | 合計 | 426,923 | 51,225,383 | 960 | 139,590 | 20,066 | 8,343,770 | 963 | 644,039 | 14,414 | 2,031,238 | | | | | | 105 | 12,485 | 463,431 | 62,396,505 |
| 宮 城 | 1 月 | 25,265 | 1,225,840 | | | 457 | 101,761 | | | 232 | 13,420 | | | | | | | 25,954 | 1,341,021 | |
| | 2 月 | 43,065 | 2,208,526 | | | 520 | 93,918 | | | | | | | | | | | 43,585 | 2,302,444 | |
| | 3 月 | 77,363 | 6,484,165 | 820 | 62,700 | 440 | 198,000 | | | 840 | 66,726 | | | | | | | 79,463 | 6,811,591 | |
| | 4 月 | 45,055 | 2,404,985 | 840 | 183,480 | 3,882 | 2,136,827 | | | 19,826 | 2,017,851 | | | | | | | 69,603 | 6,743,143 | |
| | 5 月 | 71,690 | 3,602,777 | 1,470 | 298,100 | 2,541 | 1,348,094 | | | 48,099 | 2,861,942 | | | | | | | 123,800 | 8,110,913 | |
| | 6 月 | 88,028 | 4,933,722 | 1,655 | 316,305 | 357 | 231,550 | 28 | 39,600 | 8,696 | 775,269 | | | | | | | 98,764 | 6,296,446 | |
| | 7 月 | 61,370 | 3,310,479 | 1,362 | 245,960 | 577 | 345,950 | 42 | 24,420 | 4,302 | 377,322 | | | | | | | 67,653 | 4,304,131 | |
| | 8 月 | 51,601 | 3,350,133 | 750 | 159,005 | 213 | 99,990 | | | 496 | 26,466 | | | | | | | 53,060 | 3,635,594 | |
| | 9 月 | 39,437 | 2,539,999 | 250 | 52,580 | 1,402 | 657,842 | | | 1,700 | 198,902 | | | | | | | 42,789 | 3,449,323 | |
| | 10 月 | 39,112 | 2,252,063 | 150 | 30,415 | 891 | 412,478 | | | 3,052 | 259,358 | | | | | | | 43,205 | 2,954,314 | |
| | 11 月 | 35,394 | 2,168,855 | 330 | 18,480 | 2,072 | 1,032,955 | | | 632 | 72,336 | | | | | | | 38,428 | 3,292,626 | |
| | 12 月 | 33,743 | 2,449,107 | 350 | 83,545 | 1,508 | 814,374 | | | | | | | 100 | 24,200 | | | 35,701 | 3,371,226 | |
| | 合計 | 611,123 | 36,930,651 | 7,977 | 1,450,570 | 14,860 | 7,473,739 | 70 | 64,020 | 87,875 | 6,669,592 | | | 100 | 24,200 | | | 722,005 | 52,612,772 | |
| 山 形 | 1 月 | 6,510 | 654,005 | 11,920 | 318,230 | | | | | | | | | | | | | 18,430 | 972,235 | |
| | 2 月 | 9,030 | 796,378 | 20,250 | 438,570 | | | | | | | | | | | | | 29,280 | 1,234,948 | |
| | 3 月 | 26,005 | 2,941,785 | 27,670 | 773,355 | | | | | 3,120 | 116,160 | | | | | | | 56,795 | 3,831,300 | |
| | 4 月 | 18,994 | 1,705,518 | 1,950 | 244,255 | 95 | 24,255 | | | 4,164 | 214,632 | | | | | | | 25,203 | 2,188,660 | |
| | 5 月 | 16,886 | 1,711,243 | 380 | 26,290 | 48 | 18,480 | | | 1,392 | 61,930 | | | | | | | 18,706 | 1,817,943 | |
| | 6 月 | 23,999 | 2,259,928 | 822 | 103,290 | 228 | 94,875 | | | 5,200 | 316,668 | | | | | | | 30,249 | 2,774,761 | |
| | 7 月 | 22,529 | 2,392,863 | 914 | 90,750 | 610 | 107,954 | | | 2,424 | 80,652 | | | | | | | 26,477 | 2,672,219 | |
| | 8 月 | 39,492 | 3,284,435 | 350 | 41,525 | 429 | 81,829 | | | 168 | 11,616 | | | | | | | 40,439 | 3,419,405 | |
| | 9 月 | 36,105 | 3,151,973 | 655 | 74,602 | 1,097 | 254,012 | | | 312 | 22,968 | | | | | | | 38,169 | 3,503,555 | |
| | 10 月 | 35,889 | 3,224,760 | 587 | 67,155 | | | | | | | | | | | | | | 36,476 | 3,291,915 |
| | 11 月 | 35,215 | 3,260,785 | 560 | 44,220 | 66 | 8,228 | | | 5,064 | 223,168 | | | | | | | 40,905 | 3,536,401 | |
| | 12 月 | 24,711 | 2,432,628 | 7,710 | 266,750 | | | | | | | | | | | | | | 32,421 | 2,699,378 |
| | 合計 | 295,365 | 27,816,301 | 73,768 | 2,488,992 | 2,573 | 589,633 | | | 21,844 | 1,047,794 | | | | | | | 393,550 | 31,942,720 | |

種別産地別月別取扱高

令和3年1月～令和3年12月

単位：数量＝本・鉢・個、金額＝円

| 種別 | | 切花 | | 枝物 | | 鉢物 | | 観葉植物 | | 苗木 | | 花木・庭木 | | 加工品 | | その他 | | 合計 | | | |
|-----|-----|---------|------------|---------|------------|-------|-----------|------|--------|--------|---------|---------|--------|--------|-----------|-----|--------|---------|------------|-----------|------------|
| | | 数量 | 金額 | 数量 | 金額 | 数量 | 金額 | 数量 | 金額 | 数量 | 金額 | 数量 | 金額 | 数量 | 金額 | 数量 | 金額 | 数量 | 金額 | | |
| 福 島 | 1月 | 1,011 | 121,374 | 7,503 | 551,925 | | | | | | | | | | | | | 8,514 | 673,299 | | |
| | 2月 | 1,224 | 139,689 | 19,670 | 1,192,345 | 247 | 77,528 | | | | | | | 12 | 3,300 | | | 21,153 | 1,412,862 | | |
| | 3月 | 4,519 | 600,375 | 33,764 | 2,275,977 | 680 | 204,160 | | | | 264 | 20,592 | | | | | | | 39,227 | 3,101,104 | |
| | 4月 | 2,939 | 217,096 | 1,962 | 176,055 | 969 | 449,999 | | | | 408 | 50,160 | | | | | | | 6,278 | 893,310 | |
| | 5月 | 6,271 | 518,012 | 330 | 31,240 | 618 | 200,145 | | | | 552 | 67,056 | | | | | | | 7,771 | 816,453 | |
| | 6月 | 62,811 | 5,320,898 | 1,674 | 135,278 | 611 | 179,795 | | | | 240 | 31,680 | | | | | | | 65,336 | 5,667,651 | |
| | 7月 | 77,570 | 5,637,555 | 930 | 55,495 | 411 | 77,825 | 6 | 7,260 | | 24 | 3,168 | | | | | | | 78,941 | 5,781,303 | |
| | 8月 | 54,353 | 5,719,318 | 750 | 193,545 | 18 | 13,860 | | | | | | | | | | | | 55,121 | 5,926,723 | |
| | 9月 | 31,588 | 3,771,978 | 1,743 | 335,731 | 8 | 8,800 | | | | | | | | | | | | 33,339 | 4,116,509 | |
| | 10月 | 20,694 | 2,124,661 | 1,434 | 173,525 | | | | | 1 | 8,800 | | | | | | | | | 22,129 | 2,306,986 |
| | 11月 | 7,540 | 866,415 | 1,826 | 207,570 | 79 | 59,675 | | | | | | | | | | | | 9,445 | 1,133,660 | |
| | 12月 | 1,488 | 206,553 | 33,006 | 3,746,545 | | | | | | | | | | | | | | | 34,494 | 3,953,098 |
| | 合計 | 272,008 | 25,243,924 | 104,592 | 9,075,231 | 3,641 | 1,271,787 | 7 | 16,060 | 1,488 | 172,656 | | | 12 | 3,300 | | | 381,748 | 35,782,958 | | |
| 茨 城 | 1月 | 7,670 | 465,025 | 20,910 | 470,745 | | | | | | | | | 6 | 82,500 | | | 28,586 | 1,018,270 | | |
| | 2月 | 12,150 | 774,070 | 162,056 | 3,570,545 | 11 | 11,220 | | | | | | | 1 | 14,300 | | | 174,218 | 4,370,135 | | |
| | 3月 | 17,765 | 1,518,880 | 5,369 | 181,621 | 57 | 26,125 | | | | 48 | 3,168 | | | | | 500 | 33,000 | 23,739 | 1,762,794 | |
| | 4月 | 7,905 | 695,915 | 16,114 | 300,213 | 94 | 39,292 | 6 | 6,600 | 1,000 | 16,500 | | | 50 | 2,750 | | | 25,169 | 1,061,270 | | |
| | 5月 | 34,585 | 2,461,855 | 2,115 | 224,895 | 234 | 395,120 | | | | 6,000 | 100,100 | | | | | | | 42,934 | 3,181,970 | |
| | 6月 | 43,137 | 3,093,316 | 1,860 | 160,050 | 6 | 12,540 | | | | 4,024 | 70,268 | | | | | | | 49,027 | 3,336,174 | |
| | 7月 | 32,397 | 2,223,617 | 1,315 | 107,910 | 47 | 10,571 | | | | | | | | | | | | 33,759 | 2,342,098 | |
| | 8月 | 11,940 | 982,850 | 1,345 | 94,490 | | | | | 6 | 3,960 | | | | | | | | | 13,291 | 1,081,300 |
| | 9月 | 16,390 | 1,364,825 | 1,897 | 183,909 | 41 | 19,008 | 6 | 6,336 | | | | | | | | | | | 18,334 | 1,574,078 |
| | 10月 | 25,630 | 1,858,505 | 4,910 | 313,995 | 104 | 51,986 | 11 | 3,630 | | | | | | | | | | | 30,655 | 2,228,116 |
| | 11月 | 17,120 | 1,466,245 | 3,957 | 268,620 | 12 | 9,625 | | | | | | | 6,000 | 231,000 | | | | | 27,089 | 1,975,490 |
| | 12月 | 12,390 | 998,745 | 177,441 | 20,392,108 | 6 | 6,600 | | | | | | | 24,848 | 974,600 | | | | | 214,685 | 22,372,053 |
| | 合計 | 239,079 | 17,903,848 | 399,289 | 26,269,101 | 612 | 582,087 | 29 | 20,526 | 11,072 | 190,036 | | | 30,905 | 1,305,150 | 500 | 33,000 | 681,486 | 46,303,748 | | |
| 栃 木 | 1月 | 71,627 | 4,988,000 | | | | | | | | | | | | | | | 71,627 | 4,988,000 | | |
| | 2月 | 91,346 | 6,566,516 | 400 | 21,450 | 30 | 9,702 | | | | | | | | | | | 91,776 | 6,597,668 | | |
| | 3月 | 147,653 | 14,307,854 | 120 | 6,600 | 117 | 42,801 | | | | | | | | | | | 147,890 | 14,357,255 | | |
| | 4月 | 115,657 | 9,222,219 | 230 | 18,260 | 16 | 14,300 | | | | 5 | 4,675 | | | | | | | 115,908 | 9,259,454 | |
| | 5月 | 114,675 | 8,087,167 | 40 | 5,720 | 45 | 58,300 | 20 | 17,050 | | | | | | | | | 114,780 | 8,168,237 | | |
| | 6月 | 57,970 | 5,139,234 | 10 | 3,850 | 37 | 26,301 | 8 | 3,080 | 24 | 4,224 | | | | | | | 58,049 | 5,176,689 | | |
| | 7月 | 23,574 | 2,205,852 | 80 | 11,000 | 4 | 44,000 | 3 | 3,960 | | | | | | | | | 23,661 | 2,264,812 | | |
| | 8月 | 25,875 | 2,609,118 | 40 | 5,280 | 24 | 3,168 | | | | | | | | | | | 25,939 | 2,617,566 | | |
| | 9月 | 18,828 | 2,268,222 | | | | | | | 8 | 2,200 | 28 | 4,004 | | | | | | | 18,864 | 2,274,426 |
| | 10月 | 50,525 | 4,099,739 | | | | | | | | | 66 | 21,780 | | | | | | | 50,591 | 4,121,519 |
| | 11月 | 70,802 | 6,136,206 | 100 | 4,400 | 13 | 38,170 | | | | | | | | | | | | | 70,915 | 6,178,776 |
| | 12月 | 98,999 | 9,689,258 | | | | | 21 | 14,850 | | | | | | | | | | | 99,020 | 9,704,108 |
| | 合計 | 887,531 | 75,319,385 | 1,020 | 76,560 | 307 | 251,592 | 39 | 26,290 | 123 | 34,683 | | | | | | | 889,020 | 75,708,510 | | |

種別産地別月別取扱高

令和3年1月～令和3年12月

単位：数量＝本・鉢・個、金額＝円

| 種別 | | 切花 | | 枝物 | | 鉢物 | | 観葉植物 | | 苗木 | | 花木・庭木 | | 加工品 | | その他 | | 合計 | | |
|-----|-----|---------|------------|---------|------------|--------|-----------|-------|-----------|--------|-----------|-------|----|-------|---------|-----|---------|---------|------------|-----------|
| 産地名 | 月別 | 数量 | 金額 | 数量 | 金額 | 数量 | 金額 | 数量 | 金額 | 数量 | 金額 | 数量 | 金額 | 数量 | 金額 | 数量 | 金額 | 数量 | 金額 | |
| 群馬 | 1月 | 858 | 117,095 | 585 | 41,305 | | | | | | | | | | | | | 1,443 | 158,400 | |
| | 2月 | 1,295 | 195,415 | 325 | 17,325 | 5 | 3,300 | | | | | | 26 | 7,535 | | | | 1,651 | 223,575 | |
| | 3月 | 1,809 | 338,910 | 200 | 6,600 | 11 | 2,904 | | | | | | | | | | | 2,020 | 348,414 | |
| | 4月 | 2,284 | 265,045 | 640 | 52,800 | 135 | 85,404 | 2 | 13,200 | 108 | 10,428 | | | | | | | 3,169 | 426,877 | |
| | 5月 | 4,682 | 572,440 | 166 | 20,130 | 131 | 171,270 | | | | | | | | | | | 4,979 | 763,840 | |
| | 6月 | 3,130 | 282,260 | 60 | 11,000 | 66 | 37,620 | | | | | | | | | | | 3,256 | 330,880 | |
| | 7月 | 3,850 | 267,740 | 65 | 4,675 | 121 | 34,210 | 13 | 17,710 | | | | | | | | | 4,049 | 324,335 | |
| | 8月 | 3,280 | 271,040 | 3,080 | 203,995 | | | | | | | | | | | | | | 6,360 | 475,035 |
| | 9月 | 6,165 | 614,515 | 7,880 | 598,290 | | | | | | | | | | | | | | 14,045 | 1,212,805 |
| | 10月 | 3,420 | 355,465 | 5,256 | 340,890 | 41 | 12,529 | 8 | 3,520 | | | | | | | | | | 8,725 | 712,404 |
| | 11月 | 1,264 | 192,500 | 1,910 | 138,820 | | | | | | | | | 1,400 | 103,400 | | | | 4,574 | 434,720 |
| | 12月 | 1,981 | 366,190 | 300 | 11,550 | | | | | | | | | 400 | 15,840 | | | | 2,681 | 393,580 |
| | 合計 | 34,018 | 3,838,615 | 20,467 | 1,447,380 | 510 | 347,237 | 23 | 34,430 | 108 | 10,428 | | | 1,826 | 126,775 | | | 56,952 | 5,804,865 | |
| 埼玉 | 1月 | 7,157 | 941,270 | 35 | 7,260 | 1,030 | 361,735 | 3 | 17,050 | 472 | 31,493 | | | 58 | 24,750 | | | 8,755 | 1,383,558 | |
| | 2月 | 12,985 | 1,266,705 | 169 | 13,475 | 1,510 | 545,303 | 22 | 31,680 | 154 | 39,402 | | | 13 | 20,196 | | | 14,853 | 1,916,761 | |
| | 3月 | 33,666 | 3,426,940 | 1,290 | 48,565 | 1,615 | 675,939 | 94 | 74,910 | 1,125 | 105,831 | | | | | 4 | 3,300 | 37,794 | 4,335,485 | |
| | 4月 | 16,856 | 1,886,885 | 631 | 48,664 | 1,813 | 1,067,583 | 262 | 217,778 | 2,090 | 276,298 | | | | | 22 | 16,720 | 21,674 | 3,513,928 | |
| | 5月 | 11,150 | 1,127,335 | 529 | 71,478 | 1,366 | 808,707 | 136 | 76,978 | 1,616 | 231,044 | | | | | 24 | 1,584 | 14,821 | 2,317,126 | |
| | 6月 | 16,305 | 1,480,160 | 344 | 53,295 | 1,323 | 579,359 | 303 | 157,025 | 1,954 | 255,211 | | | | | | | 20,229 | 2,525,050 | |
| | 7月 | 9,473 | 943,800 | 275 | 30,426 | 1,577 | 583,792 | 508 | 230,186 | 2,117 | 278,003 | | | | | | | 13,950 | 2,066,207 | |
| | 8月 | 11,220 | 1,209,065 | 216 | 33,572 | 822 | 168,564 | 209 | 66,077 | 737 | 56,771 | | | | | | | 13,204 | 1,534,049 | |
| | 9月 | 13,883 | 1,433,960 | 95 | 32,725 | 1,062 | 420,805 | 186 | 222,607 | 1,193 | 173,382 | | | | | 4 | 2,200 | 16,423 | 2,285,679 | |
| | 10月 | 14,564 | 1,551,385 | 386 | 60,368 | 1,441 | 644,556 | 31 | 34,375 | 1,692 | 248,974 | | | | | | | 18,114 | 2,539,658 | |
| | 11月 | 16,296 | 1,888,480 | 425 | 61,490 | 966 | 485,639 | 137 | 95,194 | 912 | 152,416 | | | | | | | 18,736 | 2,683,219 | |
| | 12月 | 19,845 | 2,241,690 | 280 | 21,340 | 1,369 | 847,616 | 32 | 27,764 | 991 | 102,124 | | | 2,400 | 105,600 | 14 | 259,050 | 24,931 | 3,605,184 | |
| | 合計 | 183,400 | 19,397,675 | 4,675 | 482,658 | 15,894 | 7,189,598 | 1,923 | 1,251,624 | 15,053 | 1,950,949 | | | 2,471 | 150,546 | 68 | 282,854 | 223,484 | 30,705,904 | |
| 千葉 | 1月 | 30,291 | 1,852,642 | 9,865 | 774,015 | | | | | | | | | | | | | 40,156 | 2,626,657 | |
| | 2月 | 63,183 | 3,717,835 | 8,745 | 1,018,820 | 20 | 10,186 | | | | | | | | | | | 71,948 | 4,746,841 | |
| | 3月 | 116,368 | 8,179,531 | 12,730 | 961,285 | 107 | 86,031 | 7 | 8,800 | | | | | | | | | 129,212 | 9,235,647 | |
| | 4月 | 49,315 | 3,340,051 | 10,985 | 824,175 | 226 | 157,410 | 7 | 21,890 | 48 | 5,280 | | | | | | | 60,581 | 4,348,806 | |
| | 5月 | 29,125 | 2,622,015 | 11,324 | 797,940 | 279 | 183,931 | 15 | 52,250 | 8 | 6,336 | | | | | | | 40,751 | 3,662,472 | |
| | 6月 | 24,354 | 1,946,670 | 13,660 | 977,185 | 41 | 33,616 | 38 | 41,250 | | | | | | | | | 38,093 | 2,998,721 | |
| | 7月 | 16,391 | 1,036,640 | 27,110 | 1,435,775 | 91 | 64,460 | 32 | 71,170 | | | | | | | | | 43,624 | 2,608,045 | |
| | 8月 | 7,129 | 656,678 | 42,115 | 2,097,590 | 48 | 8,184 | 31 | 11,682 | | | | | | | | | 49,323 | 2,774,134 | |
| | 9月 | 6,650 | 516,505 | 13,881 | 1,026,058 | 45 | 25,069 | 57 | 22,440 | 24 | 4,752 | | | | | | | 20,657 | 1,594,824 | |
| | 10月 | 6,004 | 510,950 | 15,184 | 1,023,991 | 41 | 30,195 | 88 | 44,220 | 20 | 4,400 | | | 1,345 | 24,367 | | | 22,682 | 1,638,123 | |
| | 11月 | 12,135 | 1,136,905 | 11,795 | 807,840 | 16 | 22,110 | 24 | 30,140 | 38 | 11,990 | | | 1,795 | 15,345 | | | 25,803 | 2,024,330 | |
| | 12月 | 57,937 | 4,992,065 | 12,634 | 1,150,105 | 12 | 10,725 | | | | | | | 3,000 | 242,000 | | | 73,583 | 6,394,895 | |
| | 合計 | 418,882 | 30,508,487 | 190,028 | 12,894,779 | 926 | 631,917 | 299 | 303,842 | 138 | 32,758 | | | 6,140 | 281,712 | | | 616,413 | 44,653,495 | |

種別産地別月別取扱高

令和3年1月～令和3年12月

単位：数量＝本・鉢・個、金額＝円

| 種別 | | 切花 | | 枝物 | | 鉢物 | | 観葉植物 | | 苗木 | | 花木・庭木 | | 加工品 | | その他 | | 合計 | | | |
|-------|-----|---------|------------|---------|------------|-----|---------|------|--------|-------|---------|---------|----|-------|--------|--------|-----------|---------|------------|-----------|-----------|
| | | 数量 | 金額 | 数量 | 金額 | 数量 | 金額 | 数量 | 金額 | 数量 | 金額 | 数量 | 金額 | 数量 | 金額 | 数量 | 金額 | 数量 | 金額 | | |
| 東 京 | 1月 | 3,410 | 154,110 | 22,720 | 877,609 | | | | | | | | | 1,000 | 2,200 | | | 27,130 | 1,033,919 | | |
| | 2月 | 600 | 50,215 | 23,690 | 925,980 | | | | | | | | | | | | | 24,290 | 976,195 | | |
| | 3月 | 873 | 85,041 | 39,675 | 1,864,255 | 40 | 8,250 | | | | | | | | | | | 40,588 | 1,957,546 | | |
| | 4月 | 1,930 | 104,500 | 31,690 | 1,378,219 | 31 | 37,037 | | | | 100 | 11,000 | | | | | | 33,751 | 1,530,756 | | |
| | 5月 | 5,630 | 323,125 | 26,050 | 1,194,738 | 32 | 30,030 | 1 | 1,650 | | 3 | 5,940 | | | | | | 31,716 | 1,555,483 | | |
| | 6月 | 3,789 | 234,773 | 27,380 | 1,201,202 | 41 | 20,845 | | | | 24 | 1,716 | | | | | | 31,234 | 1,458,536 | | |
| | 7月 | 1,045 | 84,865 | 75,330 | 2,948,799 | 9 | 11,110 | | | | 7 | 4,180 | | | | | | 76,391 | 3,048,954 | | |
| | 8月 | 2,200 | 135,300 | 60,835 | 2,238,088 | 4 | 2,200 | | | | | | | | | | | 63,039 | 2,375,588 | | |
| | 9月 | 550 | 51,040 | 23,375 | 957,825 | | | | | | | | | | | | | | 23,925 | 1,008,865 | |
| | 10月 | 650 | 46,585 | 19,785 | 885,803 | 12 | 7,590 | 4 | 11,550 | | | | | | | | | | 20,451 | 951,528 | |
| | 11月 | 260 | 20,075 | 29,730 | 1,209,644 | 1 | 1,650 | 4 | 22,000 | | | | | | | | | | 29,995 | 1,253,369 | |
| | 12月 | 939 | 138,435 | 24,405 | 1,056,550 | 1 | 1,650 | | | | | | | | | | | | 25,345 | 1,196,635 | |
| | 合計 | 21,876 | 1,428,064 | 404,665 | 16,738,712 | 171 | 120,362 | 9 | 35,200 | 134 | 22,836 | | | 1,000 | 2,200 | | | 427,855 | 18,347,374 | | |
| 神 奈 川 | 1月 | 1,060 | 118,800 | | | | | | | | | | | | | | | 1,060 | 118,800 | | |
| | 2月 | 775 | 60,830 | | | 1 | 3,300 | | | | | | | 32 | 7,392 | | | 808 | 71,522 | | |
| | 3月 | 1,685 | 200,585 | | | 8 | 9,460 | 5 | 4,675 | 69 | 8,448 | | | 1 | 1,980 | | | 1,768 | 225,148 | | |
| | 4月 | 200 | 20,955 | | | 18 | 10,230 | | | 174 | 22,110 | | | 1 | 550 | | | 393 | 53,845 | | |
| | 5月 | 900 | 83,875 | | | 123 | 149,820 | 24 | 4,752 | 48 | 3,696 | | | | | | | 1,095 | 242,143 | | |
| | 6月 | 1,310 | 81,235 | 60 | 15,400 | 19 | 27,610 | 3 | 5,940 | 64 | 6,864 | | | | | | | 1,456 | 137,049 | | |
| | 7月 | 585 | 43,615 | | | 154 | 32,065 | | | | | | | | | | | 739 | 75,680 | | |
| | 8月 | 270 | 22,330 | 45 | 14,850 | 22 | 2,420 | | | | | | | | | | | 337 | 39,600 | | |
| | 9月 | 40 | 3,520 | 80 | 3,960 | 3 | 2,640 | 10 | 8,250 | | | | | | | | | 133 | 18,370 | | |
| | 10月 | 520 | 55,550 | | | | | | | | | | | | | | | 520 | 55,550 | | |
| | 11月 | 470 | 49,995 | | | | | | | | | | | | | | | 470 | 49,995 | | |
| | 12月 | 310 | 44,880 | | | | | | | | | | | | | | | 310 | 44,880 | | |
| | 合計 | 8,125 | 786,170 | 185 | 34,210 | 348 | 237,545 | 42 | 23,617 | 355 | 41,118 | | | 34 | 9,922 | | | 9,089 | 1,132,582 | | |
| 新 潟 | 1月 | 27,710 | 1,584,990 | 230 | 16,940 | | | | | | | | | 48 | 10,560 | | | 27,988 | 1,612,490 | | |
| | 2月 | 36,075 | 2,073,225 | 65 | 7,260 | | | | | | | | | 22 | 3,267 | | | 36,162 | 2,083,752 | | |
| | 3月 | 45,372 | 3,319,151 | 242 | 30,580 | 33 | 7,623 | | | | 828 | 79,288 | | | | | | 46,475 | 3,436,642 | | |
| | 4月 | 4,210 | 266,640 | 195 | 30,195 | 126 | 13,860 | | | | 1,320 | 110,880 | | | | | | 5,851 | 421,575 | | |
| | 5月 | 290 | 51,590 | 425 | 29,810 | 8 | 3,960 | | | | | | | | | | 24 | 6,336 | 747 | 91,696 | |
| | 6月 | 2,830 | 297,165 | 830 | 60,225 | 44 | 12,826 | | | | | | | | | | 288 | 81,708 | 3,992 | 451,924 | |
| | 7月 | 1,390 | 132,440 | 1,560 | 103,180 | | | | | | | | | | | | 36 | 9,900 | 2,986 | 245,520 | |
| | 8月 | 1,680 | 270,050 | 300 | 20,020 | | | | | | | | | | | | | | 1,980 | 290,070 | |
| | 9月 | 2,220 | 303,820 | 440 | 37,620 | | | | | | | | | | | | | 13,025 | 994,759 | 15,685 | 1,336,199 |
| | 10月 | 1,950 | 271,865 | 40 | 19,250 | | | | | | | | | | | | | 160 | 39,919 | 2,150 | 331,034 |
| | 11月 | 4,690 | 405,295 | 100 | 8,800 | | | | | | | | | | | | | | 4,790 | 414,095 | |
| | 12月 | 23,350 | 1,790,580 | | | | | | | | | | | | | | | | 23,350 | 1,790,580 | |
| | 合計 | 151,767 | 10,766,811 | 4,427 | 363,880 | 211 | 38,269 | | | 2,148 | 190,168 | | | 70 | 13,827 | 13,533 | 1,132,622 | 172,156 | 12,505,577 | | |

種別産地別月別取扱高

令和3年1月～令和3年12月

単位：数量＝本・鉢・個、金額＝円

| 種別 | | 切花 | | 枝物 | | 鉢物 | | 観葉植物 | | 苗木 | | 花木・庭木 | | 加工品 | | その他 | | 合計 | | |
|-----|-----|-------|---------|-----------|-------|--------|----|------|----|----|----|-------|----|-----|----|-----|----|-------|---------|-----------|
| 産地名 | 月別 | 数量 | 金額 | 数量 | 金額 | 数量 | 金額 | 数量 | 金額 | 数量 | 金額 | 数量 | 金額 | 数量 | 金額 | 数量 | 金額 | 数量 | 金額 | |
| 富山 | 1月 | 530 | 76,890 | | | | | | | | | | | | | | | 530 | 76,890 | |
| | 2月 | 1,230 | 155,595 | | | | | | | | | | | | | | | 1,230 | 155,595 | |
| | 3月 | 1,930 | 192,390 | | | | | | | | | | | | | | | 1,930 | 192,390 | |
| | 4月 | 260 | 27,830 | | | | | | | | | | | | | | | 260 | 27,830 | |
| | 5月 | 260 | 78,320 | | | | | | | | | | | | | | | 260 | 78,320 | |
| | 6月 | 1,200 | 378,620 | | | | | | | | | | | | | | | 1,200 | 378,620 | |
| | 7月 | | | | | | | | | | | | | | | | | | | |
| | 8月 | 300 | 58,740 | | | | | | | | | | | | | | | | 300 | 58,740 |
| | 9月 | 170 | 55,880 | | | | | | | | | | | | | | | | 170 | 55,880 |
| | 10月 | 180 | 33,110 | | | | | | | | | | | | | | | | 180 | 33,110 |
| | 11月 | 570 | 154,990 | | | | | | | | | | | | | | | | 570 | 154,990 |
| | 12月 | 1,520 | 141,350 | | | | | | | | | | | | | | | | 1,520 | 141,350 |
| | 合計 | | 8,150 | 1,353,715 | | | | | | | | | | | | | | | 8,150 | 1,353,715 |
| 石川 | 1月 | 2,250 | 132,275 | 50 | 2,475 | | | | | | | | | | | | | 2,300 | 134,750 | |
| | 2月 | 1,060 | 83,215 | | | | | | | | | | | | | | | 1,060 | 83,215 | |
| | 3月 | 2,450 | 226,160 | | | | | | | | | | | | | | | 2,450 | 226,160 | |
| | 4月 | | | | | | | | | | | | | | | | | | | |
| | 5月 | | | | | | | | | | | | | | | | | | | |
| | 6月 | | | | | | | | | | | | | | | | | | | |
| | 7月 | | | | | | | | | | | | | | | | | | | |
| | 8月 | | | | | | | | | | | | | | | | | | | |
| | 9月 | | | | | | | | | | | | | | | | | | | |
| | 10月 | | | | | | | | | | | | | | | | | | | |
| | 11月 | 2,350 | 189,915 | | | | | | | | | | | | | | | | 2,350 | 189,915 |
| | 12月 | 550 | 51,370 | | | | | | | | | | | | | | | | 550 | 51,370 |
| | 合計 | | 8,660 | 682,935 | 50 | 2,475 | | | | | | | | | | | | | 8,710 | 685,410 |
| 福井 | 1月 | | | | | | | | | | | | | | | | | | | |
| | 2月 | | | 50 | 9,625 | | | | | | | | | | | | | | 50 | 9,625 |
| | 3月 | | | | | | | | | | | | | | | | | | | |
| | 4月 | | | | | | | | | | | | | | | | | | | |
| | 5月 | 50 | 3,850 | | | | | | | | | | | | | | | | 50 | 3,850 |
| | 6月 | 50 | 4,400 | | | | | | | | | | | | | | | | 50 | 4,400 |
| | 7月 | | | | | | | | | | | | | | | | | | | |
| | 8月 | | | | | | | | | | | | | | | | | | | |
| | 9月 | | | | | | | | | | | | | | | | | | | |
| | 10月 | 50 | 3,300 | | | | | | | | | | | | | | | | 50 | 3,300 |
| | 11月 | 100 | 5,500 | | | | | | | | | | | | | | | | 100 | 5,500 |
| | 12月 | 200 | 9,900 | 50 | 6,600 | | | | | | | | | | | | | | 250 | 16,500 |
| | 合計 | | 450 | 26,950 | 100 | 16,225 | | | | | | | | | | | | | 550 | 43,175 |

種別産地別月別取扱高

令和3年1月～令和3年12月

単位：数量＝本・鉢・個、金額＝円

| 種別 | | 切花 | | 枝物 | | 鉢物 | | 観葉植物 | | 苗木 | | 花木・庭木 | | 加工品 | | その他 | | 合計 | | |
|----|-----|--------|-----------|------------|---------|---------|--------|---------|---------|--------|-------|--------|----|-----|--------|--------|----|--------|-----------|------------|
| | | 数量 | 金額 | 数量 | 金額 | 数量 | 金額 | 数量 | 金額 | 数量 | 金額 | 数量 | 金額 | 数量 | 金額 | 数量 | 金額 | 数量 | 金額 | |
| 山梨 | 1月 | 10 | -2,255 | | | | | | | | | | | | | | | 10 | -2,255 | |
| | 2月 | 80 | 11,220 | | | 8 | 18,810 | | | | | | | | | | | 88 | 30,030 | |
| | 3月 | 280 | 40,700 | | | 2 | 5,500 | | | | | | | | | | | 282 | 46,200 | |
| | 4月 | | | | | 7 | 26,400 | | | | | | | | | | | 7 | 26,400 | |
| | 5月 | 725 | 49,610 | | | | | | | | | | | | | | | 725 | 49,610 | |
| | 6月 | 220 | 14,520 | 34 | 16,830 | 1 | 14,850 | | | | | | | | | | | 255 | 46,200 | |
| | 7月 | | | | | | | | | | | | | | | | | | | |
| | 8月 | 38 | 9,570 | | | | | | | | | | | | | | | 38 | 9,570 | |
| | 9月 | 240 | 28,050 | | | | | 5 | 6,600 | | | | | | | | | 245 | 34,650 | |
| | 10月 | 215 | 20,735 | | | | | 5 | 57,750 | | | | | | | | | 220 | 78,485 | |
| | 11月 | 130 | 11,165 | | | | | 17 | 22,550 | | | | | | | | | 147 | 33,715 | |
| | 12月 | 80 | 7,040 | | | | | 184 | 250,910 | | | | | | | | | 264 | 257,950 | |
| | | 合計 | 2,018 | 190,355 | 34 | 16,830 | 229 | 403,370 | | | | | | | | | | | 2,281 | 610,555 |
| 長野 | 1月 | 8,055 | 632,940 | | | | | | | | | | | | | | | 8,055 | 632,940 | |
| | 2月 | 9,326 | 778,360 | 120 | 15,510 | | | | | | | | | | | | | 9,446 | 793,870 | |
| | 3月 | 6,316 | 683,650 | 745 | 46,530 | | | | | 10 | 6,600 | | | | | | | 7,071 | 736,780 | |
| | 4月 | 11,087 | 936,265 | 1,670 | 109,725 | | | | | | | | | | | | | 12,757 | 1,045,990 | |
| | 5月 | 18,151 | 1,508,320 | 435 | 40,755 | | | | | | | | | | | | | 18,586 | 1,549,075 | |
| | 6月 | 44,260 | 3,871,864 | 210 | 29,260 | | | | | | | | | | | | | 44,470 | 3,901,124 | |
| | 7月 | 42,015 | 3,034,323 | 368 | 39,160 | | | | | | | | | | | | | 42,383 | 3,073,483 | |
| | 8月 | 67,466 | 6,148,039 | 70 | 8,360 | | | | | | | | | | | | | 67,536 | 6,156,399 | |
| | 9月 | 46,600 | 4,639,691 | 510 | 60,280 | 605 | 55,836 | | | 48 | 5,280 | | | | | | | 47,763 | 4,761,087 | |
| | 10月 | 21,256 | 2,284,258 | 1,234 | 148,882 | 53 | 9,570 | | | | | | | | | | | 22,543 | 2,442,710 | |
| | 11月 | 8,995 | 825,523 | 1,540 | 170,885 | 82 | 32,692 | | | | | | | 200 | 10,450 | | | 10,817 | 1,039,550 | |
| | 12月 | 3,845 | 382,030 | 2,460 | 276,870 | 142 | 82,577 | | | | | | | | | | | 6,447 | 741,477 | |
| | | 合計 | 287,372 | 25,725,263 | 9,362 | 946,217 | 882 | 180,675 | | | 58 | 11,880 | | | 200 | 10,450 | | | 297,874 | 26,874,485 |
| 岐阜 | 1月 | 320 | 36,806 | | | | | | | | | | | | | | | 320 | 36,806 | |
| | 2月 | 110 | 24,640 | 800 | 29,975 | | | | | | | | | | | | | 910 | 54,615 | |
| | 3月 | 290 | 42,955 | 200 | 8,525 | | | 24 | 4,752 | | | | | | | | | 514 | 56,232 | |
| | 4月 | 122 | 21,065 | | | 112 | 39,006 | | | | | | | | | | | 234 | 60,071 | |
| | 5月 | 1,200 | 198,000 | 600 | 18,700 | 95 | 27,368 | 6 | 5,610 | | | | | | | | | 1,901 | 249,678 | |
| | 6月 | 2,810 | 271,205 | 950 | 33,000 | | | 26 | 17,215 | | | | | | | | | 3,786 | 321,420 | |
| | 7月 | 100 | 5,500 | | | | | 37 | 19,910 | | | | | | | | | 137 | 25,410 | |
| | 8月 | 140 | 53,020 | 150 | 7,975 | | | | | | | | | | | | | 290 | 60,995 | |
| | 9月 | 420 | 32,120 | 800 | 33,825 | | | 26 | 23,320 | | | | | | | | | 1,246 | 89,265 | |
| | 10月 | 1,320 | 77,165 | 890 | 64,900 | | | 22 | 10,428 | 30 | 3,795 | | | | | | | 2,262 | 156,288 | |
| | 11月 | 470 | 47,300 | 590 | 30,470 | 102 | 21,483 | 5 | 1,925 | | | | | | | | | 1,167 | 101,178 | |
| | 12月 | 90 | 13,090 | | | 74 | 15,070 | | | | | | | | | | | 164 | 28,160 | |
| | | 合計 | 7,392 | 822,866 | 4,980 | 227,370 | 383 | 102,927 | 146 | 83,160 | 30 | 3,795 | | | | | | | 12,931 | 1,240,118 |

種別産地別月別取扱高

令和3年1月～令和3年12月

単位：数量＝本・鉢・個、金額＝円

| 種 別 | | 切 花 | | 枝 物 | | 鉢 物 | | 観葉植物 | | 苗 物 | | 花木・庭木 | | 加工品 | | その他 | | 合 計 | | |
|-----|------|-----------|-------------|---------|------------|-------|-----------|--------|-----------|---------|--------|-------|----|-------|---------|-----|--------|-----------|-------------|------------|
| | | 数量 | 金額 | 数量 | 金額 | 数量 | 金額 | 数量 | 金額 | 数量 | 金額 | 数量 | 金額 | 数量 | 金額 | 数量 | 金額 | 数量 | 金額 | |
| 静 岡 | 1 月 | 35,639 | 2,301,624 | 10,960 | 1,308,450 | | | | | | | | | | | | | 46,599 | 3,610,074 | |
| | 2 月 | 53,229 | 3,421,046 | 20,495 | 2,097,370 | 4 | 17,600 | | | | | | 15 | 3,300 | | | | 73,743 | 5,539,316 | |
| | 3 月 | 126,130 | 12,684,133 | 26,806 | 2,773,893 | | | | | | | | | | | | | 152,936 | 15,458,026 | |
| | 4 月 | 71,697 | 4,883,890 | 22,010 | 2,126,658 | 20 | 14,520 | 46 | 9,680 | | | | | | | | | 93,773 | 7,034,748 | |
| | 5 月 | 76,676 | 5,303,341 | 16,060 | 1,696,201 | 81 | 27,819 | 117 | 28,776 | | | | | | | | | 92,934 | 7,056,137 | |
| | 6 月 | 59,868 | 3,886,130 | 17,240 | 1,841,015 | 77 | 26,037 | 101 | 34,188 | | | | | | | | | 77,286 | 5,787,370 | |
| | 7 月 | 30,394 | 1,472,906 | 17,305 | 2,016,273 | | | 66 | 20,790 | 15 | 1,980 | | | | | | | 47,780 | 3,511,949 | |
| | 8 月 | 29,930 | 2,020,810 | 19,373 | 2,454,991 | 16 | 2,552 | 17 | 9,625 | 15 | 3,300 | | | 300 | 90,200 | | | 49,651 | 4,581,478 | |
| | 9 月 | 38,130 | 2,812,040 | 19,555 | 2,241,965 | | | | 51 | 23,595 | | | | 1,000 | 539,550 | | | 58,736 | 5,617,150 | |
| | 10 月 | 44,155 | 3,033,745 | 16,875 | 1,928,080 | 2 | 8,800 | 62 | 11,154 | 56 | 9,240 | | | | | | | 61,150 | 4,991,019 | |
| | 11 月 | 50,000 | 4,401,375 | 20,377 | 2,348,808 | 46 | 34,760 | 84 | 17,072 | | | | | | | | 60 | 13,200 | 70,567 | 6,815,215 |
| | 12 月 | 64,685 | 7,597,420 | 23,589 | 2,877,864 | 25 | 21,395 | | | | | | | | | | | 88,299 | 10,496,679 | |
| | 合計 | 680,533 | 53,818,460 | 230,645 | 25,711,568 | 271 | 153,483 | 544 | 154,880 | 86 | 14,520 | | | 1,315 | 633,050 | 60 | 13,200 | 913,454 | 80,499,161 | |
| 愛 知 | 1 月 | 226,510 | 16,353,552 | 2,000 | 165,000 | | | | | | | | | 33 | 8,470 | | | 228,543 | 16,527,022 | |
| | 2 月 | 266,944 | 20,269,436 | 2,600 | 187,000 | 44 | 13,695 | 44 | 7,832 | | | | | 11 | 3,025 | | | 269,643 | 20,480,988 | |
| | 3 月 | 407,275 | 38,872,598 | 600 | 19,800 | 174 | 69,597 | 166 | 44,143 | 20 | 3,740 | | | | | | | 408,235 | 39,009,878 | |
| | 4 月 | 372,230 | 26,718,171 | 480 | 74,910 | 303 | 147,554 | 256 | 134,013 | 84 | 8,008 | | | | | | | 373,353 | 27,082,656 | |
| | 5 月 | 359,432 | 23,285,713 | 640 | 53,735 | 746 | 967,825 | 336 | 187,814 | 104 | 14,168 | | | | | | | 361,258 | 24,509,255 | |
| | 6 月 | 338,150 | 22,300,180 | 1,850 | 238,920 | 343 | 186,340 | 594 | 274,824 | 60 | 12,320 | | | | | | | 340,997 | 23,012,584 | |
| | 7 月 | 297,092 | 19,276,664 | 2,300 | 177,100 | 323 | 155,276 | 514 | 137,676 | 63 | 14,476 | | | | | | | 300,292 | 19,761,192 | |
| | 8 月 | 384,568 | 32,444,863 | 875 | 54,725 | 46 | 23,089 | 193 | 62,700 | | | | | | | | | 385,682 | 32,585,377 | |
| | 9 月 | 303,690 | 26,908,860 | 900 | 120,175 | 118 | 89,287 | 232 | 83,028 | 48 | 6,336 | | | | | | | 304,988 | 27,207,686 | |
| | 10 月 | 229,863 | 20,293,647 | 1,630 | 208,725 | 117 | 44,715 | 211 | 49,280 | 127 | 27,566 | | | | | | | 231,948 | 20,623,933 | |
| | 11 月 | 266,390 | 23,504,019 | 1,500 | 173,525 | 506 | 169,400 | 188 | 47,839 | 70 | 7,854 | | | | | | 28 | 19,140 | 268,682 | 23,921,777 |
| | 12 月 | 315,946 | 31,241,883 | 1,250 | 99,000 | 402 | 167,453 | 23 | 11,385 | | | | | | | | 4 | 2,860 | 317,625 | 31,522,581 |
| | 合計 | 3,768,090 | 301,469,586 | 16,625 | 1,572,615 | 3,122 | 2,034,231 | 2,757 | 1,040,534 | 576 | 94,468 | | | 44 | 11,495 | 32 | 22,000 | 3,791,246 | 306,244,929 | |
| 三 重 | 1 月 | | | | | | | | | | | | | | | | | | | |
| | 2 月 | 50 | 2,475 | | | | | | | | | | | | | | | 50 | 2,475 | |
| | 3 月 | 100 | 3,850 | | | | | | | | 28 | 1,540 | | | | | | 128 | 5,390 | |
| | 4 月 | | | | | | | 26 | 46,750 | | | | | | | | | 26 | 46,750 | |
| | 5 月 | | | | | 1 | 7,370 | | | | | | | | | | | 1 | 7,370 | |
| | 6 月 | 50 | 3,850 | | | 10 | 6,798 | 4 | 14,960 | | | | | | | | | 64 | 25,608 | |
| | 7 月 | 50 | 3,300 | | | | | 68 | 68,618 | | | | | | | | | 118 | 71,918 | |
| | 8 月 | | | | | | | 8 | 19,800 | | | | | | | | | 8 | 19,800 | |
| | 9 月 | | | | | | | | 49 | 40,095 | | | | | | | | 49 | 40,095 | |
| | 10 月 | 150 | 9,075 | | | | | | | | | | | | | | | 150 | 9,075 | |
| | 11 月 | | | | | | | | 15 | 8,580 | | | | | | | | 15 | 8,580 | |
| | 12 月 | | | | | 100 | 3,300 | 25 | 62,590 | | | | | | | | | 125 | 65,890 | |
| | | 合計 | 400 | 22,550 | 100 | 3,300 | 36 | 76,758 | 170 | 198,803 | 28 | 1,540 | | | | | | | 734 | 302,951 |

種別産地別月別取扱高

令和3年1月～令和3年12月

単位：数量＝本・鉢・個、金額＝円

| 種別 | | 切花 | | 枝物 | | 鉢物 | | 観葉植物 | | 苗物 | | 花木・庭木 | | 加工品 | | その他 | | 合計 | |
|-----|-----|-------|-----------|-----------|----|----|-------|---------|---------|---------|---------|-------|----|-----|--------|--------|----|-------|-----------|
| 産地名 | 月別 | 数量 | 金額 | 数量 | 金額 | 数量 | 金額 | 数量 | 金額 | 数量 | 金額 | 数量 | 金額 | 数量 | 金額 | 数量 | 金額 | 数量 | 金額 |
| 滋賀 | 1月 | 3,910 | 517,990 | | | | | | | | | | | | | | | 3,910 | 517,990 |
| | 2月 | 4,840 | 755,289 | | | | | | | | | | | | | | | 4,840 | 755,289 |
| | 3月 | 7,005 | 1,262,333 | | | | | | | | | | | | | | | 7,005 | 1,262,333 |
| | 4月 | 6,050 | 855,168 | | | | | | | | | | | | | | | 6,050 | 855,168 |
| | 5月 | 5,014 | 718,861 | | | | | | | | | | | | | | | 5,014 | 718,861 |
| | 6月 | 5,925 | 669,185 | | | | | | | | | | | | | | | 5,925 | 669,185 |
| | 7月 | 6,390 | 625,130 | | | | | | | | | | | | | | | 6,390 | 625,130 |
| | 8月 | 5,755 | 632,280 | | | | | | | | | | | | | | | 5,755 | 632,280 |
| | 9月 | 4,900 | 739,805 | | | | | | | | | | | 170 | 39,050 | | | 5,070 | 778,855 |
| | 10月 | 4,975 | 695,448 | | | | | | | | | | | | | | | 4,975 | 695,448 |
| | 11月 | 4,090 | 727,843 | | | | 2 | 9,900 | | | | | | | | | | 4,092 | 737,743 |
| | 12月 | 4,835 | 956,396 | | | | | | | | | | | | | | | 4,835 | 956,396 |
| | | 合計 | 63,689 | 9,155,728 | | | | 2 | 9,900 | | | | | | 170 | 39,050 | | | 63,861 |
| 京都 | 1月 | | | | | | | | | | | | | | | | | | |
| | 2月 | | | | | | | | | | | | | | | | | | |
| | 3月 | | | | | | | | | | | | | | | | | | |
| | 4月 | 3 | 4,125 | | | | | | 8 | 3,520 | | | | | | | | 11 | 7,645 |
| | 5月 | | | | | | | | | | | | | | | | | | |
| | 6月 | | | | | | | | | | | | | | | | | | |
| | 7月 | | | | | | | | | | | | | | | | | | |
| | 8月 | | | | | | | | | | | | | | | | | | |
| | 9月 | | | | | | | | | | | | | | | | | | |
| | 10月 | | | | | | | | | | | | | | | | | | |
| | 11月 | | | | | | | | | 5 | 2,200 | | | | | | | 5 | 2,200 |
| | 12月 | | | | | | | 1 | 770 | | | | | | | | | 1 | 770 |
| | | 合計 | 3 | 4,125 | | | | 1 | 770 | 13 | 5,720 | | | | | | | 17 | 10,615 |
| 大阪 | 1月 | 1,850 | 150,700 | | | | | | | | | | | | | | | 1,850 | 150,700 |
| | 2月 | 780 | 86,130 | | | | | | | | | | | | | | | 780 | 86,130 |
| | 3月 | 560 | 36,410 | | | | 14 | 16,665 | | | | | | | | | | 574 | 53,075 |
| | 4月 | 830 | 54,450 | | | | | | | | | | | | | | | 830 | 54,450 |
| | 5月 | 6,630 | 486,640 | | | | 1,143 | 957,121 | 215 | 281,677 | | | | | | | | 7,988 | 1,725,438 |
| | 6月 | 8,550 | 531,300 | | | | | | | | | | | | | | | 8,550 | 531,300 |
| | 7月 | 1,200 | 64,350 | | | | | | | | | | | | | | | 1,200 | 64,350 |
| | 8月 | | | | | | | | | | | | | | | | | | |
| | 9月 | | | | | | | | | | | | | | | | | | |
| | 10月 | 2,360 | 209,330 | | | | | | | | | | | | | | | 2,360 | 209,330 |
| | 11月 | 650 | 68,640 | | | | | | | 50 | 10,340 | | | | | | | 700 | 78,980 |
| | 12月 | 800 | 100,650 | | | | | | | | | | | | | | | 800 | 100,650 |
| | | 合計 | 24,210 | 1,788,600 | | | | 1,157 | 973,786 | 265 | 292,017 | | | | | | | | 25,632 |

種別産地別月別取扱高

令和3年1月～令和3年12月

単位：数量＝本・鉢・個、金額＝円

| 種別 | | 切花 | | 枝物 | | 鉢物 | | 観葉植物 | | 苗木 | | 花木・庭木 | | 加工品 | | その他 | | 合計 | |
|-----|-----|---------|------------|------------|---------|---------|---------|---------|--------|----|----|-------|----|-----|----|-----|----|---------|------------|
| 産地名 | 月別 | 数量 | 金額 | 数量 | 金額 | 数量 | 金額 | 数量 | 金額 | 数量 | 金額 | 数量 | 金額 | 数量 | 金額 | 数量 | 金額 | 数量 | 金額 |
| 兵庫 | 1月 | 1,150 | 88,000 | | | | | | | | | | | | | | | 1,150 | 88,000 |
| | 2月 | 50 | 2,200 | | | | | | | | | | | | | | | 50 | 2,200 |
| | 3月 | 150 | 15,126 | | | | | | | | | | | | | | | 150 | 15,126 |
| | 4月 | 1,000 | 106,975 | | | | | | | | | | | | | | | 1,000 | 106,975 |
| | 5月 | 500 | 37,400 | | | | | | | | | | | | | | | 500 | 37,400 |
| | 6月 | 300 | 23,925 | | | | | | | | | | | | | | | 300 | 23,925 |
| | 7月 | 700 | 116,600 | | | | | | | | | | | | | | | 700 | 116,600 |
| | 8月 | 2,200 | 411,510 | | | | | | | | | | | | | | | 2,200 | 411,510 |
| | 9月 | 350 | 72,600 | | | | | | | | | | | | | | | 350 | 72,600 |
| | 10月 | 50 | 8,250 | | | | | | | | | | | | | | | 50 | 8,250 |
| | 11月 | 100 | 11,000 | | | | | | | | | | | | | | | 100 | 11,000 |
| | 12月 | 250 | 24,475 | | | | | | | | | | | | | | | 250 | 24,475 |
| | | 合計 | 6,800 | 918,061 | | | | | | | | | | | | | | | 6,800 |
| 奈良 | 1月 | 190 | 21,120 | | | | | | | | | | | | | | | 190 | 21,120 |
| | 2月 | 475 | 79,640 | | | | | | | | | | | | | | | 475 | 79,640 |
| | 3月 | 390 | 70,730 | | | | | | | | | | | | | | | 390 | 70,730 |
| | 4月 | 310 | 34,595 | 60 | 13,200 | | | | | | | | | | | | | 370 | 47,795 |
| | 5月 | 340 | 48,180 | | | | | | | | | | | | | | | 340 | 48,180 |
| | 6月 | 850 | 46,750 | | | | | | | | | | | | | | | 850 | 46,750 |
| | 7月 | 220 | 11,880 | | | | | | | | | | | | | | | 220 | 11,880 |
| | 8月 | | | | | | | | | | | | | | | | | | |
| | 9月 | 180 | 21,230 | | | | | | | | | | | | | | | 180 | 21,230 |
| | 10月 | 250 | 21,175 | | | | | | | | | | | | | | | 250 | 21,175 |
| | 11月 | 485 | 40,480 | | | | | 16 | 42,240 | | | | | | | | | 501 | 82,720 |
| | 12月 | 90 | 14,520 | 200 | 24,200 | | | 4 | 24,200 | | | | | | | | | 294 | 62,920 |
| | | 合計 | 3,780 | 410,300 | 260 | 37,400 | 20 | 66,440 | | | | | | | | | | | 4,060 |
| 和歌山 | 1月 | 50,396 | 2,423,542 | 1,000 | 47,300 | | | | | | | | | | | | | 51,396 | 2,470,842 |
| | 2月 | 68,644 | 3,048,045 | 860 | 72,270 | | | | | | | | | | | | | 69,504 | 3,120,315 |
| | 3月 | 209,109 | 12,771,858 | 320 | 25,190 | | | | | | | | | | | | | 209,429 | 12,797,048 |
| | 4月 | 98,600 | 3,443,281 | 590 | 43,120 | | | | | | | | | | | | | 99,190 | 3,486,401 |
| | 5月 | 54,120 | 2,304,401 | 275 | 37,180 | 12 | 94,270 | | | | | | | | | | | 54,407 | 2,435,851 |
| | 6月 | 4,610 | 208,989 | 60 | 3,960 | | | | | | | | | | | | | 4,670 | 212,949 |
| | 7月 | 2,400 | 74,800 | 50 | 3,575 | | | | | | | | | | | | | 2,450 | 78,375 |
| | 8月 | 200 | 7,150 | | | | | | | | | | | | | | | 200 | 7,150 |
| | 9月 | 180 | 5,170 | 10 | 3,300 | | | | | | | | | | | | | 190 | 8,470 |
| | 10月 | 19,180 | 1,306,305 | | | | | | | | | | | | | | | 19,180 | 1,306,305 |
| | 11月 | 66,183 | 3,745,192 | 203 | 51,700 | 13 | 133,650 | | | | | | | | | | | 66,399 | 3,930,542 |
| | 12月 | 118,628 | 8,452,620 | 2,170 | 325,270 | 2 | 22,550 | | | | | | | | | | | 120,800 | 8,800,440 |
| | | 合計 | 692,250 | 37,791,353 | 5,538 | 612,865 | 27 | 250,470 | | | | | | | | | | | 697,815 |

種別産地別月別取扱高

令和3年1月～令和3年12月

単位：数量＝本・鉢・個、金額＝円

| 種別 | | 切花 | | 枝物 | | 鉢物 | | 観葉植物 | | 苗木 | | 花木・庭木 | | 加工品 | | その他 | | 合計 | | | |
|----|---|-----|---------|------------|-----|--------|--------|--------|---------|---------|----|-------|----|-----|----|-----|----|----|--------|-----------|------------|
| | | 数量 | 金額 | 数量 | 金額 | 数量 | 金額 | 数量 | 金額 | 数量 | 金額 | 数量 | 金額 | 数量 | 金額 | 数量 | 金額 | 数量 | 金額 | | |
| 島 | 根 | 1月 | 20 | 7,260 | | | | | | | | | | | | | | | 20 | 7,260 | |
| | | 2月 | | | | | | | | | | | | | | | | | | | |
| | | 3月 | 20 | 6,600 | | | | | | | | | | | | | | | | 20 | 6,600 |
| | | 4月 | | | | | | | | | | | | | | | | | | | |
| | | 5月 | | | | | | 398 | 781,660 | | | | | | | | | | | 398 | 781,660 |
| | | 6月 | | | | | | 32 | 26,400 | | | | | | | | | | | 32 | 26,400 |
| | | 7月 | | | | | | | | | | | | | | | | | | | |
| | | 8月 | | | | | | | | | | | | | | | | | | | |
| | | 9月 | | | | | | | 8 | 6,160 | | | | | | | | | | 8 | 6,160 |
| | | 10月 | | | | | | | | | | | | | | | | | | | |
| | | 11月 | 60 | 19,800 | | | | | 8 | 3,520 | | | | | | | | | | 68 | 23,320 |
| | | 12月 | | | | | | | | | | | | | | | | | | | |
| | | 合計 | 100 | 33,660 | | | | | 446 | 817,740 | | | | | | | | | | 546 | 851,400 |
| 岡 | 山 | 1月 | 36,780 | 1,589,005 | 150 | 9,900 | | | | | | | | | | | | | 36,930 | 1,598,905 | |
| | | 2月 | 51,605 | 2,246,695 | | | | | | | | | | | | | | | 51,605 | 2,246,695 | |
| | | 3月 | 80,840 | 4,961,000 | | | | | 12 | 15,400 | | | | | | | | | 80,852 | 4,976,400 | |
| | | 4月 | 14,670 | 419,320 | | | | | 4 | 5,720 | | | | | | | | | 14,674 | 425,040 | |
| | | 5月 | 260 | 38,280 | | | | | | | | | | | | | | | 260 | 38,280 | |
| | | 6月 | 330 | 32,890 | | | | | | | | | | | | | | | 330 | 32,890 | |
| | | 7月 | 150 | 14,300 | | | | | | | | | | | | | | | 150 | 14,300 | |
| | | 8月 | 705 | 80,630 | | | | | | | | | | | | | | | 705 | 80,630 | |
| | | 9月 | 490 | 73,645 | | | | | | | | | | | | | | | 490 | 73,645 | |
| | | 10月 | 570 | 78,100 | 150 | 11,000 | | | | | | | | | | | | | 720 | 89,100 | |
| | | 11月 | 8,300 | 244,750 | 150 | 9,350 | | | | | | | | | | | | | 8,450 | 254,100 | |
| | | 12月 | 43,358 | 2,075,656 | 150 | 6,875 | 6 | 3,960 | | | | | | | | | | | 43,514 | 2,086,491 | |
| | | 合計 | 238,058 | 11,854,271 | 600 | 37,125 | 22 | 25,080 | | | | | | | | | | | | 238,680 | 11,916,476 |
| 広 | 島 | 1月 | | | | | | | | | | | | | | | | | | | |
| | | 2月 | | | | | | | | | | | | | | | | | | | |
| | | 3月 | | | | | | | | | | | | | | | | | | | |
| | | 4月 | | | | | | | | | | | | | | | | | | | |
| | | 5月 | 55 | 3,218 | | | | | | | | | | | | | | | 55 | 3,218 | |
| | | 6月 | 30 | 660 | | | | | | | | | | | | | | | 30 | 660 | |
| | | 7月 | | | | | | | | | | | | | | | | | | | |
| | | 8月 | | | | | | | | | | | | | | | | | | | |
| | | 9月 | | | | | | | | | | | | | | | | | | | |
| | | 10月 | | | | 300 | 17,600 | | | | | | | | | | | | | 300 | 17,600 |
| | | 11月 | | | | 400 | 21,450 | | | | | | | | | | | | | 400 | 21,450 |
| | | 12月 | | | | 100 | 4,400 | | | | | | | | | | | | | 100 | 4,400 |
| | | 合計 | 85 | 3,878 | | 800 | 43,450 | | | | | | | | | | | | | 885 | 47,328 |

種別産地別月別取扱高

令和3年1月～令和3年12月

単位：数量＝本・鉢・個、金額＝円

| 種別 | | 切花 | | 枝物 | | 鉢物 | | 観葉植物 | | 苗木 | | 花木・庭木 | | 加工品 | | その他 | | 合計 | | |
|-----|-----|-------|---------|-----------|--------|---------|---------|---------|--------|--------|----|-------|----|--------|---------|-----|----|-------|---------|-----------|
| 産地名 | 月別 | 数量 | 金額 | 数量 | 金額 | 数量 | 金額 | 数量 | 金額 | 数量 | 金額 | 数量 | 金額 | 数量 | 金額 | 数量 | 金額 | 数量 | 金額 | |
| 山口 | 1月 | 70 | 15,400 | 123 | 21,390 | | | | | | | | | | | | | 193 | 36,790 | |
| | 2月 | 195 | 28,545 | 280 | 35,888 | | | | | | | | | | | | | 475 | 64,433 | |
| | 3月 | | | | | | | | | | | | | | | | | | | |
| | 4月 | | | | | | | | | | | | | | | | | | | |
| | 5月 | 10 | 1,320 | | | | | | | | | | | | | | | 10 | 1,320 | |
| | 6月 | 120 | 8,690 | 10 | 1,650 | | | | | | | | | | | | | 130 | 10,340 | |
| | 7月 | 20 | 1,320 | | | | | | | | | | | | | | | 20 | 1,320 | |
| | 8月 | | | | | | | | | | | | | | | | | | | |
| | 9月 | | | | | | | | | | | | | | | | | | | |
| | 10月 | | | | 40 | 4,180 | | | | | | | | | | | | | 40 | 4,180 |
| | 11月 | | | | 10 | 1,650 | | | | | | | | | | | | | 10 | 1,650 |
| | 12月 | | | | | | | | | | | | | | | | | | | |
| | | 合計 | 415 | 55,275 | 463 | 64,758 | | | | | | | | | | | | | 878 | 120,033 |
| 徳島 | 1月 | 658 | 32,670 | | | | | | | | | | | | | | | 658 | 32,670 | |
| | 2月 | 238 | 18,700 | | | | | | | | | | | | | | | 238 | 18,700 | |
| | 3月 | 1,680 | 176,825 | | | | | | | | | | | | | | | 1,680 | 176,825 | |
| | 4月 | 1,224 | 186,340 | 200 | 6,600 | | | | | | | | | | | | | 1,424 | 192,940 | |
| | 5月 | 1,110 | 112,365 | 300 | 12,925 | | | 60 | 89,650 | | | | | | | | | 1,470 | 214,940 | |
| | 6月 | 720 | 46,640 | 100 | 9,900 | | | | | | | | 70 | 81,675 | | | | 890 | 138,215 | |
| | 7月 | 550 | 28,985 | 100 | 6,600 | | | | | | | | | | | | | 650 | 35,585 | |
| | 8月 | 50 | 2,750 | 200 | 12,100 | | | | | | | | | | | | | 250 | 14,850 | |
| | 9月 | 350 | 33,550 | | | | | | | | | | | | | | | 350 | 33,550 | |
| | 10月 | 180 | 18,920 | | | | | | | | | | | | | | | 180 | 18,920 | |
| | 11月 | 371 | 41,393 | | | | | 2 | 5,500 | | | | | 950 | 84,755 | | | 1,323 | 131,648 | |
| | 12月 | 330 | 69,630 | 1,000 | 77,000 | 41 | 111,540 | | | | | | | 800 | 68,310 | | | 2,171 | 326,480 | |
| | | 合計 | 7,461 | 768,768 | 1,900 | 125,125 | 43 | 117,040 | 60 | 89,650 | | | | 1,820 | 234,740 | | | | 11,284 | 1,335,323 |
| 香川 | 1月 | 1,020 | 90,310 | 80 | 8,800 | | | | | | | | | | | | | 1,100 | 99,110 | |
| | 2月 | 2,370 | 166,100 | 220 | 29,370 | | | | | | | | | | | | | 2,590 | 195,470 | |
| | 3月 | 1,230 | 106,865 | 945 | 95,590 | | | | | | | | | | | | | 2,175 | 202,455 | |
| | 4月 | 1,300 | 136,455 | 1,173 | 88,374 | | | | | | | | | | | | | 2,473 | 224,829 | |
| | 5月 | 2,410 | 173,910 | 390 | 37,620 | 25 | 21,450 | | | | | | | | | | | 2,825 | 232,980 | |
| | 6月 | 747 | 58,091 | 60 | 8,910 | | | | | | | | | | | | | 807 | 67,001 | |
| | 7月 | 310 | 24,310 | | | | | | | | | | | | | | | 310 | 24,310 | |
| | 8月 | 2,390 | 205,260 | | | | | | | | | | | | | | | 2,390 | 205,260 | |
| | 9月 | 110 | 5,830 | 50 | 5,940 | | | | | | | | | | | | | 160 | 11,770 | |
| | 10月 | 680 | 54,780 | 20 | 3,740 | | | | | | | | | | | | | 700 | 58,520 | |
| | 11月 | 1,045 | 114,730 | 230 | 39,160 | | | | | | | | | | | | | 1,275 | 153,890 | |
| | 12月 | 2,675 | 284,790 | 440 | 55,220 | | | | | | | | | | | | | 3,115 | 340,010 | |
| | | 合計 | 16,287 | 1,421,431 | 3,608 | 372,724 | 25 | 21,450 | | | | | | | | | | | 19,920 | 1,815,605 |

種別産地別月別取扱高

令和3年1月～令和3年12月

単位：数量＝本・鉢・個、金額＝円

| 種別 | | 切花 | | 枝物 | | 鉢物 | | 観葉植物 | | 苗木 | | 花木・庭木 | | 加工品 | | その他 | | 合計 | |
|-----|-----|---------|------------|--------|-----------|----|--------|------|--------|----|--------|-------|----|-----|-------|-----|----|---------|------------|
| 産地名 | 月別 | 数量 | 金額 | 数量 | 金額 | 数量 | 金額 | 数量 | 金額 | 数量 | 金額 | 数量 | 金額 | 数量 | 金額 | 数量 | 金額 | 数量 | 金額 |
| 愛媛 | 1月 | 70 | 8,140 | 550 | 67,375 | | | | | | | | | | | | | 620 | 75,515 |
| | 2月 | 315 | 28,655 | 750 | 108,900 | | | | | | | | | | | | | 1,065 | 137,555 |
| | 3月 | 455 | 51,425 | 1,480 | 167,420 | | | | | | | | | | | | | 1,935 | 218,845 |
| | 4月 | 710 | 36,135 | 750 | 69,355 | | | | | | | | | | | | | 1,460 | 105,490 |
| | 5月 | 275 | 48,345 | 150 | 7,150 | | | | | | | | | | | | | 425 | 55,495 |
| | 6月 | 118 | 8,690 | 20 | 12,100 | | | | | | | | | | | | | 138 | 20,790 |
| | 7月 | 105 | 15,675 | 10 | 3,850 | | | | | | | | | | | | | 115 | 19,525 |
| | 8月 | | | 60 | 23,100 | | | | | | | | | | | | | 60 | 23,100 |
| | 9月 | 270 | 29,975 | 560 | 97,570 | | | | | | | | | | | | | 830 | 127,545 |
| | 10月 | 110 | 10,505 | 700 | 121,220 | | | | | | | | | | | | | 810 | 131,725 |
| | 11月 | 270 | 81,070 | 3,588 | 393,767 | | | | | | | | | | | | | 3,858 | 474,837 |
| | 12月 | 1,292 | 128,744 | 1,100 | 132,495 | 25 | 14,300 | | | | | | | | | | | 2,417 | 275,539 |
| | 合計 | 3,990 | 447,359 | 9,718 | 1,204,302 | 25 | 14,300 | | | | | | | | | | | 13,733 | 1,665,961 |
| 高知 | 1月 | 5,465 | 1,390,565 | | | | | | | | | | | | | | | 5,465 | 1,390,565 |
| | 2月 | 5,515 | 1,270,280 | 60 | 11,220 | | | | | | | | | | | | | 5,575 | 1,281,500 |
| | 3月 | 6,970 | 1,506,340 | 100 | 16,500 | | | | | | | | | | | | | 7,070 | 1,522,840 |
| | 4月 | 4,465 | 937,530 | 180 | 18,535 | | | | | | | | | | | | | 4,645 | 956,065 |
| | 5月 | 5,520 | 841,005 | 130 | 12,925 | 2 | 7,700 | | | | | | | | | | | 5,652 | 861,630 |
| | 6月 | 6,830 | 1,063,315 | 40 | 3,300 | | | | | | | | | | | | | 6,870 | 1,066,615 |
| | 7月 | 1,785 | 300,080 | 40 | 3,740 | | | | | | | | | | | | | 1,825 | 303,820 |
| | 8月 | 580 | 111,650 | 250 | 17,600 | | | | | | | | | | | | | 830 | 129,250 |
| | 9月 | 900 | 161,755 | 250 | 32,450 | | | | | | | | | | | | | 1,150 | 194,205 |
| | 10月 | 6,155 | 794,035 | 720 | 44,880 | | | | | | | | | | | | | 6,875 | 838,915 |
| | 11月 | 5,427 | 1,069,805 | 280 | 18,645 | 14 | 31,570 | | | | | | | | | | | 5,721 | 1,120,020 |
| | 12月 | 4,754 | 1,205,710 | 40 | 7,480 | 16 | 46,970 | | | | | | | | | | | 4,810 | 1,260,160 |
| | 合計 | 54,366 | 10,652,070 | 2,090 | 187,275 | 32 | 86,240 | | | | | | | | | | | 56,488 | 10,925,585 |
| 福岡 | 1月 | 12,980 | 1,020,360 | 490 | 28,655 | | | | | | | | | | | | | 13,470 | 1,049,015 |
| | 2月 | 13,590 | 1,039,390 | 520 | 22,110 | | | | | | | | | | | | | 14,110 | 1,061,500 |
| | 3月 | 34,043 | 3,199,709 | 940 | 49,775 | | | | | | | | | | | | | 34,983 | 3,249,484 |
| | 4月 | 17,047 | 1,613,172 | 930 | 47,135 | 5 | 5,500 | | | | | | | | | | | 17,982 | 1,665,807 |
| | 5月 | 15,925 | 1,403,435 | 1,070 | 67,485 | 5 | 17,930 | 14 | 14,630 | | | | | | | | | 17,014 | 1,503,480 |
| | 6月 | 5,622 | 409,970 | 540 | 32,010 | 12 | 19,800 | 15 | 26,840 | | | | | | | | | 6,189 | 488,620 |
| | 7月 | 9,265 | 701,965 | 1,450 | 80,245 | | | | | 6 | 12,210 | | | | | | | 10,721 | 794,420 |
| | 8月 | 10,754 | 1,020,580 | 1,940 | 97,240 | | | | | 12 | 6,600 | | | | | | | 12,706 | 1,124,420 |
| | 9月 | 5,278 | 346,610 | 710 | 37,400 | 24 | 21,780 | | | | | | | | | | | 6,012 | 405,790 |
| | 10月 | 4,305 | 529,815 | 830 | 43,835 | | | | | | | | | | | | | 5,135 | 573,650 |
| | 11月 | 13,225 | 1,911,195 | 800 | 64,900 | | | | | 12 | 6,710 | | | | | | | 14,037 | 1,982,805 |
| | 12月 | 21,507 | 2,940,410 | 940 | 66,220 | 2 | 6,050 | | | | | | | 50 | 3,850 | | | 22,499 | 3,016,530 |
| | 合計 | 163,541 | 16,136,611 | 11,160 | 637,010 | 48 | 71,060 | 59 | 66,990 | | | | | 50 | 3,850 | | | 174,858 | 16,915,521 |

種別産地別月別取扱高

令和3年1月～令和3年12月

単位：数量＝本・鉢・個、金額＝円

| 種別 | | 切花 | | 枝物 | | 鉢物 | | 観葉植物 | | 苗物 | | 花木・庭木 | | 加工品 | | その他 | | 合計 | | |
|-----|-----|--------|-----------|------------|---------|---------|---------|---------|--------|--------|----|-------|----|-----|----|-----|----|--------|-----------|------------|
| 産地名 | 月別 | 数量 | 金額 | 数量 | 金額 | 数量 | 金額 | 数量 | 金額 | 数量 | 金額 | 数量 | 金額 | 数量 | 金額 | 数量 | 金額 | 数量 | 金額 | |
| 佐賀 | 1月 | 1,320 | 70,950 | 650 | 42,075 | | | | | | | | | | | | | 1,970 | 113,025 | |
| | 2月 | 5,970 | 271,150 | | | | | | | | | | | | | | | 5,970 | 271,150 | |
| | 3月 | 6,350 | 219,835 | | | | | | | | | | | | | | | 6,350 | 219,835 | |
| | 4月 | 360 | 37,895 | 800 | 61,600 | | | | | | | | | | | | | 1,160 | 99,495 | |
| | 5月 | 230 | 22,825 | | | | | | | | | | | | | | | 230 | 22,825 | |
| | 6月 | 235 | 29,755 | | | | | | | | | | | | | | | 235 | 29,755 | |
| | 7月 | 260 | 68,420 | | | | | 3 | 5,280 | | | | | | | | | 263 | 73,700 | |
| | 8月 | 190 | 59,950 | | | | | | | | | | | | | | | 190 | 59,950 | |
| | 9月 | | | | | | | | 20 | 11,000 | | | | | | | | | 20 | 11,000 |
| | 10月 | 210 | 26,400 | | | | | | | | | | | | | | | | 210 | 26,400 |
| | 11月 | 480 | 25,300 | | | | | | | | | | | | | | | | 480 | 25,300 |
| | 12月 | 330 | 46,750 | | | | | | | | | | | | | | | | 330 | 46,750 |
| | | 合計 | 15,935 | 879,230 | 1,450 | 103,675 | | | 23 | 16,280 | | | | | | | | | 17,408 | 999,185 |
| 長崎 | 1月 | 7,860 | 740,300 | | | | | | | | | | | | | | | 7,860 | 740,300 | |
| | 2月 | 11,765 | 926,558 | | | | | | | | | | | | | | | 11,765 | 926,558 | |
| | 3月 | 33,745 | 3,140,115 | 135 | 16,170 | | | | | | | | | | | | | 33,880 | 3,156,285 | |
| | 4月 | 11,240 | 1,327,811 | 10 | 1,100 | | | | | | | | | | | | | 11,250 | 1,328,911 | |
| | 5月 | 12,325 | 1,718,750 | 230 | 14,575 | | | | | | | | | | | | | 12,555 | 1,733,325 | |
| | 6月 | 3,835 | 381,260 | 50 | 2,750 | | | | | | | | | | | | | 3,885 | 384,010 | |
| | 7月 | 2,640 | 173,965 | 100 | 5,500 | | | | | | | | | | | | | 2,740 | 179,465 | |
| | 8月 | 2,190 | 197,175 | | | | | | | | | | | | | | | | 2,190 | 197,175 |
| | 9月 | 260 | 21,505 | | | | | | | | | | | | | | | | 260 | 21,505 |
| | 10月 | 2,670 | 192,280 | | | | | | | | | | | | | | | | 2,670 | 192,280 |
| | 11月 | 5,595 | 505,725 | 400 | 24,200 | 12 | 3,960 | | | | | | | | | | | | 6,007 | 533,885 |
| | 12月 | 11,340 | 1,464,102 | 50 | 2,750 | | | | | | | | | | | | | | 11,390 | 1,466,852 |
| | | 合計 | 105,465 | 10,789,546 | 975 | 67,045 | 12 | 3,960 | | | | | | | | | | | 106,452 | 10,860,551 |
| 熊本 | 1月 | 18,930 | 2,215,246 | 50 | 3,850 | | | | | | | | | | | | | 18,980 | 2,219,096 | |
| | 2月 | 21,290 | 2,016,630 | | | | | | | | | | | | | | | 21,290 | 2,016,630 | |
| | 3月 | 50,530 | 6,220,555 | | | | | | | | | | | | | | | 50,530 | 6,220,555 | |
| | 4月 | 38,680 | 4,085,895 | 575 | 27,830 | | | | | | | | | | | | | 39,255 | 4,113,725 | |
| | 5月 | 24,098 | 2,769,635 | 850 | 38,225 | 10 | 121,000 | | | | | | | | | | | 24,958 | 2,928,860 | |
| | 6月 | 4,235 | 556,589 | 150 | 9,900 | | | | | | | | | | | | | 4,385 | 566,489 | |
| | 7月 | 1,140 | 99,935 | 100 | 6,600 | | | | | | | | | | | | | 1,240 | 106,535 | |
| | 8月 | 1,740 | 207,240 | 100 | 7,150 | | | | | | | | | | | | | 1,840 | 214,390 | |
| | 9月 | 1,070 | 136,070 | 150 | 9,625 | | | | | | | | | | | | | 1,220 | 145,695 | |
| | 10月 | 4,240 | 703,615 | 410 | 115,500 | | | | | | | | | | | | | 4,650 | 819,115 | |
| | 11月 | 10,245 | 1,888,700 | 725 | 90,200 | 49 | 225,720 | 2 | 10,560 | | | | | | | | | 11,021 | 2,215,180 | |
| | 12月 | 22,055 | 3,414,510 | 320 | 47,740 | 38 | 323,730 | | | | | | | | | | | 22,413 | 3,785,980 | |
| | | 合計 | 198,253 | 24,314,620 | 3,430 | 356,620 | 97 | 670,450 | 2 | 10,560 | | | | | | | | | 201,782 | 25,352,250 |

種別産地別月別取扱高

令和3年1月～令和3年12月

単位：数量＝本・鉢・個、金額＝円

| 種別 | | 切花 | | 枝物 | | 鉢物 | | 観葉植物 | | 苗木 | | 花木・庭木 | | 加工品 | | その他 | | 合計 | |
|-----|-----|---------|------------|------------|---------|-----------|--------|--------|---------|---------|----|-------|----|-----|----|-----|----|---------|------------|
| | | 数量 | 金額 | 数量 | 金額 | 数量 | 金額 | 数量 | 金額 | 数量 | 金額 | 数量 | 金額 | 数量 | 金額 | 数量 | 金額 | 数量 | 金額 |
| 大分 | 1月 | 10,115 | 480,535 | | | | | | | | | | | | | | | 10,115 | 480,535 |
| | 2月 | 9,430 | 378,840 | 400 | 37,950 | | | | | | | | | | | | | 9,830 | 416,790 |
| | 3月 | 15,140 | 982,960 | | | | | | | | | | | | | | | 15,140 | 982,960 |
| | 4月 | 910 | 108,130 | | | | | | | | | | | | | | | 910 | 108,130 |
| | 5月 | 230 | 18,590 | | | | | | | | | | | | | | | 230 | 18,590 |
| | 6月 | 900 | 66,770 | | | | | | | | | | | | | | | 900 | 66,770 |
| | 7月 | 3,940 | 288,750 | | | | | | | | | | | | | | | 3,940 | 288,750 |
| | 8月 | 5,790 | 547,030 | 100 | 3,300 | | | | | | | | | | | | | 5,890 | 550,330 |
| | 9月 | 3,420 | 362,890 | | | | | | | | | | | | | | | 3,420 | 362,890 |
| | 10月 | 1,570 | 155,100 | 100 | 6,050 | | | | | | | | | | | | | 1,670 | 161,150 |
| | 11月 | 780 | 125,015 | 100 | 6,600 | | | | | | | | | | | | | 880 | 131,615 |
| | 12月 | 6,120 | 581,020 | | | | | | | | | | | | | | | 6,120 | 581,020 |
| | | 合計 | 58,345 | 4,095,630 | 700 | 53,900 | | | | | | | | | | | | | 59,045 |
| 宮崎 | 1月 | 37,557 | 1,480,699 | | | | | | | | | | | | | | | 37,557 | 1,480,699 |
| | 2月 | 45,140 | 1,468,885 | | | | | | | | | | | | | | | 45,140 | 1,468,885 |
| | 3月 | 39,660 | 1,736,240 | 10 | 2,970 | | | | | | | | | | | | | 39,670 | 1,739,210 |
| | 4月 | 3,575 | 459,250 | 340 | 43,340 | | | | | | | | | | | | | 3,915 | 502,590 |
| | 5月 | 2,360 | 177,210 | 632 | 81,565 | | | | | | | | | | | | | 2,992 | 258,775 |
| | 6月 | 665 | 58,795 | 1,250 | 89,596 | | | | | | | | | | | | | 1,915 | 148,391 |
| | 7月 | 310 | 9,790 | 40 | 6,820 | | | | | | | | | | | | | 350 | 16,610 |
| | 8月 | | | 20 | 5,500 | | | | | | | | | | | | | 20 | 5,500 |
| | 9月 | 1,340 | 139,370 | 10 | 3,300 | | | | | | | | | | | | | 1,350 | 142,670 |
| | 10月 | 1,330 | 183,810 | | | | | | | | | | | | | | | 1,330 | 183,810 |
| | 11月 | 9,067 | 720,737 | 100 | 7,425 | 1 | 11,000 | | | | | | | | | | | 9,168 | 739,162 |
| | 12月 | 51,125 | 1,949,200 | 840 | 112,200 | | | | | | | | | | | | | 51,965 | 2,061,400 |
| | | 合計 | 192,129 | 8,383,986 | 3,242 | 352,716 | 1 | 11,000 | | | | | | | | | | | 195,372 |
| 鹿児島 | 1月 | 51,075 | 3,160,751 | 2,265 | 90,870 | | | | | | | | | | | | | 53,340 | 3,251,621 |
| | 2月 | 63,034 | 4,434,089 | 3,069 | 111,659 | | | | | | | | | | | | | 66,103 | 4,545,748 |
| | 3月 | 171,178 | 15,437,246 | 5,925 | 246,516 | | | | | | | | | | | | | 177,103 | 15,683,762 |
| | 4月 | 71,340 | 4,941,167 | 7,965 | 282,711 | | | 6 | 15,950 | | | | | | | | | 79,311 | 5,239,828 |
| | 5月 | 59,786 | 3,287,790 | 7,825 | 337,428 | | | 27 | 142,230 | | | | | | | | | 67,638 | 3,767,448 |
| | 6月 | 20,327 | 1,224,300 | 4,130 | 142,486 | 2 | 9,680 | 66 | 261,910 | | | | | | | | | 24,525 | 1,638,376 |
| | 7月 | 7,450 | 729,575 | 5,460 | 212,798 | 5 | 13,970 | 23 | 104,060 | | | | | | | | | 12,938 | 1,060,403 |
| | 8月 | 28,384 | 2,347,510 | 4,595 | 186,567 | | | 6 | 21,890 | | | | | | | | | 32,985 | 2,555,967 |
| | 9月 | 42,473 | 3,061,850 | 5,365 | 217,892 | | | 1 | 3,850 | | | | | | | | | 47,839 | 3,283,592 |
| | 10月 | 22,563 | 1,423,620 | 4,935 | 214,641 | | | 3 | 8,910 | | | | | | | | | 27,501 | 1,647,171 |
| | 11月 | 22,240 | 1,830,675 | 2,689 | 123,495 | 3 | 13,860 | 32 | 69,410 | | | | | | | | | 24,964 | 2,037,440 |
| | 12月 | 148,575 | 13,863,818 | 3,830 | 177,765 | | | 5 | 22,000 | | | | | | | | | 152,410 | 14,063,583 |
| | | 合計 | 708,425 | 55,742,391 | 58,053 | 2,344,828 | 10 | 37,510 | 169 | 650,210 | | | | | | | | | 766,657 |

種別産地別月別取扱高

令和3年1月～令和3年12月

単位：数量＝本・鉢・個、金額＝円

| 種別 | | 切花 | | 枝物 | | 鉢物 | | 観葉植物 | | 苗木 | | 花木・庭木 | | 加工品 | | その他 | | 合計 | |
|-------|-----|-----------|-------------|--------|-----------|----|--------|------|---------|----|----|-------|----|-----|----|-----|----|-----------|-------------|
| | | 数量 | 金額 | 数量 | 金額 | 数量 | 金額 | 数量 | 金額 | 数量 | 金額 | 数量 | 金額 | 数量 | 金額 | 数量 | 金額 | 数量 | 金額 |
| 沖繩 | 1月 | 141,538 | 6,499,900 | 1,718 | 95,810 | | | | | | | | | | | | | 143,256 | 6,595,710 |
| | 2月 | 195,390 | 9,395,540 | 2,600 | 102,135 | | | | | | | | | | | | | 197,990 | 9,497,675 |
| | 3月 | 1,155,470 | 65,754,535 | 5,771 | 147,235 | | | | | | | | | | | | | 1,161,241 | 65,901,770 |
| | 4月 | 313,401 | 14,001,075 | 1,919 | 68,970 | | | | | | | | | | | | | 315,320 | 14,070,045 |
| | 5月 | 171,849 | 6,446,715 | 3,101 | 92,290 | 6 | 17,600 | 66 | 296,780 | | | | | | | | | 175,022 | 6,853,385 |
| | 6月 | 60,825 | 3,121,470 | 3,030 | 124,960 | | | 3 | 10,450 | | | | | | | | | 63,858 | 3,256,880 |
| | 7月 | 7,215 | 654,335 | 3,780 | 127,600 | | | | | | | | | | | | | 10,995 | 781,935 |
| | 8月 | 30,990 | 1,890,460 | 3,660 | 150,260 | | | | | | | | | | | | | 34,650 | 2,040,720 |
| | 9月 | 2,570 | 300,300 | 7,760 | 245,355 | | | | | | | | | | | | | 10,330 | 545,655 |
| | 10月 | 2,640 | 262,130 | 5,585 | 215,765 | | | | | | | | | | | | | 8,225 | 477,895 |
| | 11月 | 109,500 | 5,893,140 | 4,650 | 223,300 | | | 2 | 31,350 | | | | | | | | | 114,152 | 6,147,790 |
| | 12月 | 620,030 | 36,005,750 | 5,180 | 188,210 | | | | | | | | | | | | | 625,210 | 36,193,960 |
| | 合計 | 2,811,418 | 150,225,350 | 48,754 | 1,781,890 | 6 | 17,600 | 71 | 338,580 | | | | | | | | | 2,860,249 | 152,363,420 |
| 台湾 | 1月 | 14,882 | 1,800,436 | 910 | 45,760 | | | | | | | | | | | | | 15,792 | 1,846,196 |
| | 2月 | 11,915 | 1,805,562 | 940 | 35,585 | | | | | | | | | | | | | 12,855 | 1,841,147 |
| | 3月 | 27,752 | 4,436,960 | 675 | 40,150 | | | | | | | | | | | | | 28,427 | 4,477,110 |
| | 4月 | 17,128 | 2,632,124 | 1,420 | 55,440 | | | | | | | | | | | | | 18,548 | 2,687,564 |
| | 5月 | 16,720 | 1,821,512 | 1,350 | 46,750 | | | | | | | | | | | | | 18,070 | 1,868,262 |
| | 6月 | 16,691 | 1,570,558 | 650 | 22,110 | | | | | | | | | | | | | 17,341 | 1,592,668 |
| | 7月 | 12,962 | 1,615,185 | 700 | 21,835 | | | | | | | | | | | | | 13,662 | 1,637,020 |
| | 8月 | 14,793 | 2,877,512 | 1,195 | 52,910 | | | | | | | | | | | | | 15,988 | 2,930,422 |
| | 9月 | 17,515 | 2,599,762 | 620 | 18,480 | | | | | | | | | | | | | 18,135 | 2,618,242 |
| | 10月 | 20,168 | 2,278,485 | 860 | 29,590 | | | | | | | | | | | | | 21,028 | 2,308,075 |
| | 11月 | 18,580 | 2,496,252 | 840 | 33,000 | | | | | | | | | | | | | 19,420 | 2,529,252 |
| | 12月 | 21,406 | 4,111,338 | 770 | 22,330 | | | | | | | | | | | | | 22,176 | 4,133,668 |
| | 合計 | 210,512 | 30,045,686 | 10,930 | 423,940 | | | | | | | | | | | | | 221,442 | 30,469,626 |
| コロンビア | 1月 | 46,168 | 2,277,594 | 125 | 40,700 | | | | | | | | | | | | | 46,293 | 2,318,294 |
| | 2月 | 51,507 | 2,482,838 | 210 | 68,530 | | | | | | | | | | | | | 51,717 | 2,551,368 |
| | 3月 | 109,363 | 6,043,858 | 918 | 126,335 | | | | | | | | | | | | | 110,281 | 6,170,193 |
| | 4月 | 69,410 | 3,716,350 | 272 | 111,815 | | | | | | | | | | | | | 69,682 | 3,828,165 |
| | 5月 | 68,561 | 3,405,282 | 2,040 | 92,950 | | | | | | | | | | | | | 70,601 | 3,498,232 |
| | 6月 | 59,232 | 3,248,802 | 855 | 139,150 | | | | | | | | | | | | | 60,087 | 3,387,952 |
| | 7月 | 94,442 | 4,783,271 | 185 | 38,665 | | | | | | | | | | | | | 94,627 | 4,821,936 |
| | 8月 | 171,834 | 9,945,227 | 625 | 147,235 | | | | | | | | | | | | | 172,459 | 10,092,462 |
| | 9月 | 135,794 | 7,932,471 | 524 | 121,330 | | | | | | | | | | | | | 136,318 | 8,053,801 |
| | 10月 | 114,004 | 6,490,660 | 524 | 80,190 | | | | | | | | | | | | | 114,528 | 6,570,850 |
| | 11月 | 111,104 | 6,384,688 | 479 | 79,255 | | | | | | | | | | | | | 111,583 | 6,463,943 |
| | 12月 | 129,456 | 7,374,957 | 946 | 161,040 | | | | | | | | | | | | | 130,402 | 7,535,997 |
| | 合計 | 1,160,875 | 64,085,998 | 7,703 | 1,207,195 | | | | | | | | | | | | | 1,168,578 | 65,293,193 |

種別産地別月別取扱高

令和3年1月～令和3年12月

単位：数量＝本・鉢・個、金額＝円

| 種別 | | 切花 | | 枝物 | | 鉢物 | | 観葉植物 | | 苗木 | | 花木・庭木 | | 加工品 | | その他 | | 合計 | |
|-------|-----|---------|------------|--------|-----------|----|----|------|--------|----|----|-------|--------|-----------|---------|-----|----|---------|------------|
| | | 数量 | 金額 | 数量 | 金額 | 数量 | 金額 | 数量 | 金額 | 数量 | 金額 | 数量 | 金額 | 数量 | 金額 | 数量 | 金額 | 数量 | 金額 |
| 中国 | 1月 | 5,440 | 295,680 | 150 | 1,650 | | | | | | | | | | | | | 5,590 | 297,330 |
| | 2月 | 4,160 | 180,290 | 220 | 13,860 | | | | | | | | | | | | | 4,380 | 194,150 |
| | 3月 | 21,275 | 1,081,410 | 790 | 26,950 | | | | | | | | | | | | | 22,065 | 1,108,360 |
| | 4月 | 12,520 | 448,613 | 280 | 6,160 | | | | | | | | | | | | | 12,800 | 454,773 |
| | 5月 | 17,560 | 333,630 | 950 | 12,650 | | | | | | | | | | | | | 18,510 | 346,280 |
| | 6月 | 6,550 | 224,950 | 290 | 10,395 | | | | | | | | 90 | 2,970 | | | | 6,930 | 238,315 |
| | 7月 | 14,140 | 459,470 | 1,280 | 21,670 | | | | | | | | 120 | 4,620 | | | | 15,540 | 485,760 |
| | 8月 | 105,210 | 5,680,290 | 2,750 | 47,025 | | | | | | | | | | | | | 107,960 | 5,727,315 |
| | 9月 | 31,000 | 1,326,600 | 1,650 | 6,600 | | | | | | | | 600 | 22,495 | | | | 33,250 | 1,355,695 |
| | 10月 | 8,040 | 277,860 | 1,270 | 15,455 | | | | | | | | 950 | 29,975 | | | | 10,260 | 323,290 |
| | 11月 | 11,280 | 371,360 | 3,140 | 81,675 | | | | | | | | 3,078 | 106,876 | | | | 17,498 | 559,911 |
| | 12月 | 42,250 | 1,370,820 | 11,654 | 254,338 | | | | | | | | 23,052 | 1,015,102 | | | | 76,956 | 2,640,260 |
| | 合計 | 279,425 | 12,050,973 | 24,424 | 498,428 | | | | | | | | 27,890 | 1,182,038 | | | | 331,739 | 13,731,439 |
| フィリピン | 1月 | | | | | | | | | | | | | | | | | | |
| | 2月 | 10 | 17,050 | 440 | 38,775 | | | | | | | | | | | | | 450 | 55,825 |
| | 3月 | | | 160 | 15,978 | | | | | | | | | | | | | 160 | 15,978 |
| | 4月 | | | 255 | 23,265 | | | | | | | | | | | | | 255 | 23,265 |
| | 5月 | | | 90 | 4,290 | | | | | | | | | | | | | 90 | 4,290 |
| | 6月 | | | 540 | 20,680 | | | | | | | | | | | | | 540 | 20,680 |
| | 7月 | | | 175 | 27,638 | | | | | | | | | | | | | 175 | 27,638 |
| | 8月 | | | | | | | | | | | | | | | | | | |
| | 9月 | | | 170 | 14,823 | | | | | | | | | | | | | 170 | 14,823 |
| | 10月 | | | | | | | | | | | | | | | | | | |
| | 11月 | | | 25 | 4,675 | | | | | | | | | | | | | 25 | 4,675 |
| | 12月 | | | 75 | 13,751 | | | | | | | | | | | | | 75 | 13,751 |
| | 合計 | 10 | 17,050 | 1,930 | 163,875 | | | | | | | | | | | | | 1,940 | 180,925 |
| タイ | 1月 | 17,730 | 925,760 | 1,080 | 70,950 | | | | | | | | | 60 | 8,580 | | | 18,870 | 1,005,290 |
| | 2月 | 17,470 | 865,095 | 1,470 | 99,495 | | | | | | | | | 150 | 21,450 | | | 19,090 | 986,040 |
| | 3月 | 30,543 | 1,855,876 | 3,615 | 235,785 | | | | | | | | | | | | | 34,158 | 2,091,661 |
| | 4月 | 24,462 | 1,547,535 | 3,510 | 231,000 | | | | | | | | | | | | | 27,972 | 1,778,535 |
| | 5月 | 24,117 | 1,556,720 | 3,390 | 213,510 | | | | | | | | | 150 | 21,450 | | | 27,657 | 1,791,680 |
| | 6月 | 18,947 | 1,385,098 | 2,083 | 154,220 | | | 20 | 19,800 | | | | | | | | | 21,050 | 1,559,118 |
| | 7月 | 22,334 | 1,472,449 | 2,220 | 140,910 | | | | | | | | | 150 | 21,450 | | | 24,704 | 1,634,809 |
| | 8月 | 24,322 | 1,661,341 | 3,060 | 198,660 | | | | | | | | | | | | | 27,382 | 1,860,001 |
| | 9月 | 23,049 | 1,519,815 | 2,540 | 168,850 | | | | | | | | | 300 | 42,900 | | | 25,889 | 1,731,565 |
| | 10月 | 25,190 | 1,691,085 | 2,760 | 173,580 | | | | | | | | | 300 | 42,900 | | | 28,250 | 1,907,565 |
| | 11月 | 28,580 | 1,758,020 | 2,785 | 181,995 | | | | | | | | | 2 | 9,900 | | | 31,367 | 1,949,915 |
| | 12月 | 34,220 | 2,395,085 | 3,090 | 177,760 | | | | | | | | | | | | | 37,310 | 2,572,845 |
| | 合計 | 290,964 | 18,633,879 | 31,603 | 2,046,715 | | | 20 | 19,800 | | | | | 1,112 | 168,630 | | | 323,699 | 20,869,024 |

種別産地別月別取扱高

令和3年1月～令和3年12月

単位：数量＝本・鉢・個、金額＝円

| 種別 | | 切花 | | 枝物 | | 鉢物 | | 観葉植物 | | 苗木 | | 花木・庭木 | | 加工品 | | その他 | | 合計 | |
|-------|-----|-------|---------|--------|-----------|----|----|------|----|----|----|-------|----|-----|--------|-----|----|--------|-----------|
| | | 数量 | 金額 | 数量 | 金額 | 数量 | 金額 | 数量 | 金額 | 数量 | 金額 | 数量 | 金額 | 数量 | 金額 | 数量 | 金額 | 数量 | 金額 |
| オランダ | 1月 | 430 | 52,883 | 95 | 7,700 | | | | | | | | | | | | | 525 | 60,583 |
| | 2月 | 695 | 107,305 | 620 | 103,070 | | | | | | | | | | | | | 1,315 | 210,375 |
| | 3月 | 462 | 81,774 | 610 | 133,155 | | | | | | | | | | | | | 1,072 | 214,929 |
| | 4月 | 67 | 26,411 | 360 | 56,100 | | | | | | | | | | | | | 427 | 82,511 |
| | 5月 | 335 | 61,215 | 286 | 84,425 | | | | | | | | | | | | | 621 | 145,640 |
| | 6月 | 60 | 5,940 | 80 | 75,900 | | | | | | | | | | | | | 140 | 81,840 |
| | 7月 | | | 180 | 123,475 | | | | | | | | | | | | | 180 | 123,475 |
| | 8月 | 60 | 12,045 | 50 | 45,650 | | | | | | | | | | | | | 110 | 57,695 |
| | 9月 | 370 | 43,120 | 30 | 26,950 | | | | | | | | | 6 | 14,520 | | | 406 | 84,590 |
| | 10月 | 70 | 7,590 | 68 | 71,830 | | | | | | | | | | | | | 138 | 79,420 |
| | 11月 | 495 | 91,850 | 20 | 19,250 | | | | | | | | | | | | | 515 | 111,100 |
| | 12月 | 104 | 31,086 | 30 | 3,960 | | | | | | | | | | | | | 134 | 35,046 |
| | 合計 | 3,148 | 521,219 | 2,429 | 751,465 | | | | | | | | | 6 | 14,520 | | | 5,583 | 1,287,204 |
| コスタリカ | 1月 | | | 500 | 16,500 | | | | | | | | | | | | | 500 | 16,500 |
| | 2月 | | | 600 | 13,200 | | | | | | | | | | | | | 600 | 13,200 |
| | 3月 | | | 2,100 | 111,650 | | | | | | | | | | | | | 2,100 | 111,650 |
| | 4月 | | | 300 | 8,250 | | | | | | | | | | | | | 300 | 8,250 |
| | 5月 | | | | | | | | | | | | | | | | | | |
| | 6月 | | | 300 | 6,600 | | | | | | | | | | | | | 300 | 6,600 |
| | 7月 | | | 600 | 6,600 | | | | | | | | | | | | | 600 | 6,600 |
| | 8月 | | | | | | | | | | | | | | | | | | |
| | 9月 | | | 600 | 13,200 | | | | | | | | | | | | | 600 | 13,200 |
| | 10月 | | | | | | | | | | | | | | | | | | |
| | 11月 | | | | | | | | | | | | | | | | | | |
| | 12月 | | | 400 | 22,000 | | | | | | | | | | | | | 400 | 22,000 |
| | 合計 | | | 5,400 | 198,000 | | | | | | | | | | | | | 400 | 22,000 |
| アメリカ | 1月 | | | 5,070 | 156,915 | | | | | | | | | | | | | 5,070 | 156,915 |
| | 2月 | 85 | 8,800 | 5,370 | 241,010 | | | | | | | | | | | | | 5,455 | 249,810 |
| | 3月 | 60 | 8,910 | 11,800 | 476,410 | | | | | | | | | | | | | 11,860 | 485,320 |
| | 4月 | 35 | 5,555 | 8,325 | 353,485 | | | | | | | | | | | | | 8,360 | 359,040 |
| | 5月 | 120 | 15,840 | 7,820 | 355,080 | | | | | | | | | | | | | 7,940 | 370,920 |
| | 6月 | | | 3,550 | 146,300 | | | | | | | | | | | | | 3,550 | 146,300 |
| | 7月 | 20 | 4,400 | 2,400 | 130,350 | | | | | | | | | | | | | 2,420 | 134,750 |
| | 8月 | | | 5,950 | 252,560 | | | | | | | | | | | | | 5,950 | 252,560 |
| | 9月 | 50 | 6,160 | 5,230 | 221,870 | | | | | | | | | 705 | 9,460 | | | 5,985 | 237,490 |
| | 10月 | 80 | 11,880 | 4,100 | 177,100 | | | | | | | | | | | | | 4,180 | 188,980 |
| | 11月 | | | 3,751 | 173,250 | | | | | | | | | | | | | 3,751 | 173,250 |
| | 12月 | 15 | 3,630 | 5,556 | 277,200 | | | | | | | | | | | | | 5,571 | 280,830 |
| | 合計 | 465 | 65,175 | 68,922 | 2,961,530 | | | | | | | | | 705 | 9,460 | | | 70,092 | 3,036,165 |

種別産地別月別取扱高

令和3年1月～令和3年12月

単位：数量＝本・鉢・個、金額＝円

| 種別 | | 切花 | | 枝物 | | 鉢物 | | 観葉植物 | | 苗木 | | 花木・庭木 | | 加工品 | | その他 | | 合計 | |
|---------------------|-----|-------|---------|---------|---------|---------|----|------|----|----|----|-------|----|-------|---------|---------|----|-------|---------|
| | | 数量 | 金額 | 数量 | 金額 | 数量 | 金額 | 数量 | 金額 | 数量 | 金額 | 数量 | 金額 | 数量 | 金額 | 数量 | 金額 | 数量 | 金額 |
| シンカ ^ホ ール | 1月 | 60 | 4,180 | | | | | | | | | | | | | | | 60 | 4,180 |
| | 2月 | 50 | 4,675 | | | | | | | | | | | | | | | 50 | 4,675 |
| | 3月 | 220 | 20,350 | 5,295 | 228,888 | | | | | | | | | | | | | 5,515 | 249,238 |
| | 4月 | | | 380 | 13,310 | | | | | | | | | | | | | 380 | 13,310 |
| | 5月 | 100 | 8,800 | 245 | 14,850 | | | | | | | | | | | | | 345 | 23,650 |
| | 6月 | 70 | 4,730 | | | | | | | | | | | | | | | 70 | 4,730 |
| | 7月 | | | 1,350 | 60,984 | | | | | | | | | | | | | 1,350 | 60,984 |
| | 8月 | 996 | 126,148 | 8,300 | 372,735 | | | | | | | | | | | | | 9,296 | 498,883 |
| | 9月 | 280 | 27,280 | 450 | 14,135 | | | | | | | | | | | | | 730 | 41,415 |
| | 10月 | 150 | 9,625 | 450 | 15,235 | | | | | | | | | | | | | 600 | 24,860 |
| | 11月 | 200 | 18,040 | 600 | 19,250 | | | | | | | | | | | | | 800 | 37,290 |
| | 12月 | 700 | 63,085 | | | | | | | | | | | | | | | 700 | 63,085 |
| | | 合計 | 2,826 | 286,913 | 17,070 | 739,387 | | | | | | | | | | | | | 19,896 |
| イタリア | 1月 | 1,350 | 168,575 | 800 | 97,350 | | | | | | | | | 530 | 94,270 | | | 2,680 | 360,195 |
| | 2月 | 620 | 73,205 | 540 | 40,480 | | | | | | | | | 1,200 | 224,400 | | | 2,360 | 338,085 |
| | 3月 | | | 2,280 | 168,630 | | | | | | | | | | | | | 2,280 | 168,630 |
| | 4月 | 100 | 10,560 | 1,140 | 83,545 | | | | | | | | | 160 | 21,670 | | | 1,400 | 115,775 |
| | 5月 | | | 900 | 30,800 | | | | | | | | | | | | | 900 | 30,800 |
| | 6月 | | | 50 | 3,850 | | | | | | | | | 820 | 159,390 | | | 870 | 163,240 |
| | 7月 | | | 85 | 17,160 | | | | | | | | | | | | | 85 | 17,160 |
| | 8月 | 150 | 22,660 | 780 | 83,270 | | | | | | | | | | | | | 930 | 105,930 |
| | 9月 | 50 | 4,950 | 400 | 67,210 | | | | | | | | | 50 | 7,150 | | | 500 | 79,310 |
| | 10月 | 100 | 9,075 | 1,020 | 154,330 | | | | | | | | | 1,000 | 187,000 | | | 2,120 | 350,405 |
| | 11月 | 60 | 8,030 | 460 | 101,970 | | | | | | | | | | | | | 520 | 110,000 |
| | 12月 | 395 | 43,615 | 740 | 90,255 | | | | | | | | | | | | | 1,135 | 133,870 |
| | | 合計 | 2,825 | 340,670 | 9,195 | 938,850 | | | | | | | | | 3,760 | 693,880 | | | 15,780 |
| オーストラリア | 1月 | 560 | 54,890 | 760 | 40,590 | | | | | | | | | | | | | 1,320 | 95,480 |
| | 2月 | 250 | 75,735 | 1,025 | 81,868 | | | | | | | | | | | | | 1,275 | 157,603 |
| | 3月 | 224 | 29,755 | 1,135 | 47,355 | | | | | | | | | | | | | 1,359 | 77,110 |
| | 4月 | 225 | 30,305 | 450 | 11,000 | | | | | | | | | | | | | 675 | 41,305 |
| | 5月 | 160 | 16,280 | 1,630 | 83,490 | | | | | | | | | | | | | 1,790 | 99,770 |
| | 6月 | 120 | 11,880 | 810 | 33,220 | | | | | | | | | | | | | 930 | 45,100 |
| | 7月 | 600 | 53,900 | 250 | 27,720 | | | | | | | | | | | | | 850 | 81,620 |
| | 8月 | 2,550 | 90,695 | 520 | 27,060 | | | | | | | | | | | | | 3,070 | 117,755 |
| | 9月 | 1,470 | 120,175 | | | | | | | | | | | | | | | 1,470 | 120,175 |
| | 10月 | 4,690 | 303,985 | 590 | 30,470 | | | | | | | | | 30 | 3,960 | | | 5,310 | 338,415 |
| | 11月 | 148 | 74,668 | 100 | 6,600 | | | | | | | | | | | | | 248 | 81,268 |
| | 12月 | 140 | 97,240 | 750 | 35,420 | | | | | | | | | | | | | 890 | 132,660 |
| | | 合計 | 11,137 | 959,508 | 8,020 | 424,793 | | | | | | | | | 30 | 3,960 | | | 19,187 |

種別産地別月別取扱高

令和3年1月～令和3年12月

単位：数量＝本・鉢・個、金額＝円

| 種別 | 産地名 | 切花 | | 枝物 | | 鉢物 | | 観葉植物 | | 苗木 | | 花木・庭木 | | 加工品 | | その他 | | 合計 | | |
|-----------|-----|-------|-----------|-----------|-----------|-----------|----|------|----|----|----|-------|----|-----|--------|--------|----|--------|-----------|-----------|
| | | 数量 | 金額 | 数量 | 金額 | 数量 | 金額 | 数量 | 金額 | 数量 | 金額 | 数量 | 金額 | 数量 | 金額 | 数量 | 金額 | 数量 | 金額 | |
| ニューシ-ラント* | 1月 | | | 55 | 18,150 | | | | | | | | | | | | | 55 | 18,150 | |
| | 2月 | | | 84 | 21,725 | | | | | | | | | | | | | 84 | 21,725 | |
| | 3月 | 50 | 7,700 | 232 | 58,740 | | | | | | | | | | | | | 282 | 66,440 | |
| | 4月 | 160 | 16,005 | 450 | 33,935 | | | | | | | | | | | | | 610 | 49,940 | |
| | 5月 | 138 | 187,000 | 1,460 | 155,870 | | | | | | | | | | | | | 1,598 | 342,870 | |
| | 6月 | 602 | 668,140 | 150 | 11,550 | | | | | | | | | | | | | 752 | 679,690 | |
| | 7月 | 584 | 560,450 | | | | | | | | | | | | | | | 584 | 560,450 | |
| | 8月 | 964 | 1,162,150 | 50 | 3,300 | | | | | | | | | | | | | 1,014 | 1,165,450 | |
| | 9月 | 914 | 1,088,450 | | | | | | | | | | | | | | | 914 | 1,088,450 | |
| | 10月 | 930 | 1,097,800 | 290 | 18,700 | | | | | | | | | 250 | 38,500 | | | 1,470 | 1,155,000 | |
| | 11月 | 384 | 461,340 | 50 | 3,850 | | | | | | | | | | | | | 434 | 465,190 | |
| | 12月 | | | | | | | | | | | | | | | | | | | |
| | 合計 | | 4,726 | 5,249,035 | 2,821 | 325,820 | | | | | | | | | 250 | 38,500 | | | 7,797 | 5,613,355 |
| イスラエル | 1月 | 505 | 56,678 | 50 | 2,200 | | | | | | | | | | | | | 555 | 58,878 | |
| | 2月 | 670 | 55,330 | 100 | 7,150 | | | | | | | | | 100 | 14,630 | | | 870 | 77,110 | |
| | 3月 | 400 | 44,550 | 31,000 | 1,193,500 | | | | | | | | | | | | | 31,400 | 1,238,050 | |
| | 4月 | 50 | 5,500 | 1,500 | 52,250 | | | | | | | | | | | | | 1,550 | 57,750 | |
| | 5月 | | | 300 | 10,725 | | | | | | | | | | | | | 300 | 10,725 | |
| | 6月 | 100 | 11,000 | 400 | 29,150 | | | | | | | | | | | | | 500 | 40,150 | |
| | 7月 | 140 | 17,600 | 150 | 4,950 | | | | | | | | | | | | | 290 | 22,550 | |
| | 8月 | 100 | 8,800 | 22,680 | 875,105 | | | | | | | | | | | | | 22,780 | 883,905 | |
| | 9月 | 540 | 44,220 | 5,000 | 192,500 | | | | | | | | | | | | | 5,540 | 236,720 | |
| | 10月 | 1,360 | 134,530 | | | | | | | | | | | | | | | 1,360 | 134,530 | |
| | 11月 | 2,600 | 164,010 | 385 | 100,705 | | | | | | | | | | | | | 2,985 | 264,715 | |
| | 12月 | 830 | 91,080 | 2,550 | 11,550 | | | | | | | | | | | | | 3,380 | 102,630 | |
| | 合計 | | 7,295 | 633,298 | 64,115 | 2,479,785 | | | | | | | | | 100 | 14,630 | | | 71,510 | 3,127,713 |
| メキシコ | 1月 | | | 300 | 8,250 | | | | | | | | | | | | | 300 | 8,250 | |
| | 2月 | | | 1,600 | 40,700 | | | | | | | | | | | | | 1,600 | 40,700 | |
| | 3月 | | | 11,600 | 259,160 | | | | | | | | | | | | | 11,600 | 259,160 | |
| | 4月 | | | 9,150 | 213,950 | | | | | | | | | | | | | 9,150 | 213,950 | |
| | 5月 | | | 1,350 | 31,625 | | | | | | | | | | | | | 1,350 | 31,625 | |
| | 6月 | | | 2,500 | 74,525 | | | | | | | | | | | | | 2,500 | 74,525 | |
| | 7月 | | | 2,600 | 68,200 | | | | | | | | | | | | | 2,600 | 68,200 | |
| | 8月 | | | 1,000 | 33,000 | | | | | | | | | | | | | 1,000 | 33,000 | |
| | 9月 | | | 3,750 | 93,225 | | | | | | | | | | | | | 3,750 | 93,225 | |
| | 10月 | | | 950 | 31,075 | | | | | | | | | | | | | 950 | 31,075 | |
| | 11月 | | | 1,350 | 42,900 | | | | | | | | | | | | | 1,350 | 42,900 | |
| | 12月 | | | 6,750 | 171,050 | | | | | | | | | | | | | 6,750 | 171,050 | |
| | 合計 | | | | 42,900 | 1,067,660 | | | | | | | | | | | | | 42,900 | 1,067,660 |

種別産地別月別取扱高

令和3年1月～令和3年12月

単位：数量＝本・鉢・個、金額＝円

| 種別 | | 切花 | | 枝物 | | 鉢物 | | 観葉植物 | | 苗物 | | 花木・庭木 | | 加工品 | | その他 | | 合計 | |
|--------|-----|---------|------------|------------|---------|-----------|----|------|----|----|----|-------|-------|--------|---------|-----|----|---------|------------|
| 産地名 | 月別 | 数量 | 金額 | 数量 | 金額 | 数量 | 金額 | 数量 | 金額 | 数量 | 金額 | 数量 | 金額 | 数量 | 金額 | 数量 | 金額 | 数量 | 金額 |
| 韓国 | 1月 | 70 | 6,710 | | | | | | | | | | | | | | | 70 | 6,710 |
| | 2月 | 350 | 30,250 | | | | | | | | | | | | | | | 350 | 30,250 |
| | 3月 | 2,485 | 247,968 | | | | | | | | | | | | | | | 2,485 | 247,968 |
| | 4月 | 530 | 52,690 | 18 | 9,900 | | | | | | | | | | | | | 548 | 62,590 |
| | 5月 | 430 | 46,860 | | | | | | | | | | | | | | | 430 | 46,860 |
| | 6月 | 200 | 17,600 | | | | | | | | | | | | | | | 200 | 17,600 |
| | 7月 | | | 8 | 3,520 | | | | | | | | | | | | | 8 | 3,520 |
| | 8月 | 120 | 12,320 | 10 | 3,850 | | | | | | | | | | | | | 130 | 16,170 |
| | 9月 | 1,620 | 162,800 | | | | | | | | | | | | | | | 1,620 | 162,800 |
| | 10月 | 2,320 | 232,760 | | | | | | | | | | | | | | | 2,320 | 232,760 |
| | 11月 | 2,000 | 204,820 | | | | | | | | | | | | | | | 2,000 | 204,820 |
| | 12月 | 6,550 | 992,365 | | | | | | | | | | | | | | | 6,550 | 992,365 |
| | | 合計 | 16,675 | 2,007,143 | 36 | 17,270 | | | | | | | | | | | | | 16,711 |
| インドネシア | 1月 | | | 3,300 | 120,450 | | | | | | | | | | | | | 3,300 | 120,450 |
| | 2月 | | | 9,700 | 322,190 | | | | | | | | | | | | | 9,700 | 322,190 |
| | 3月 | 6,300 | 226,050 | 9,400 | 446,600 | | | | | | | | | | | | | 15,700 | 672,650 |
| | 4月 | 900 | 23,100 | 6,200 | 293,700 | | | | | | | | | | | | | 7,100 | 316,800 |
| | 5月 | 1,500 | 12,210 | 6,520 | 167,970 | | | | | | | | | | | | | 8,020 | 180,180 |
| | 6月 | 3,000 | 56,100 | 2,670 | 38,060 | | | | | | | | | | | | | 5,670 | 94,160 |
| | 7月 | 3,000 | 39,600 | 1,570 | 26,675 | | | | | | | | | | | | | 4,570 | 66,275 |
| | 8月 | 5,600 | 176,550 | 2,750 | 89,650 | | | | | | | | | | | | | 8,350 | 266,200 |
| | 9月 | 2,400 | 96,800 | 360 | 11,330 | | | | | | | | | | | | | 2,760 | 108,130 |
| | 10月 | 1,800 | 79,200 | 1,630 | 47,465 | | | | | | | | | | | | | 3,430 | 126,665 |
| | 11月 | | | 4,280 | 220,550 | | | | | | | | | | | | | 4,280 | 220,550 |
| | 12月 | | | 2,720 | 130,680 | | | | | | | | | | | | | 2,720 | 130,680 |
| | | 合計 | 24,500 | 709,610 | 51,100 | 1,915,320 | | | | | | | | | | | | | 75,600 |
| ベトナム | 1月 | 45,699 | 2,790,486 | 4,135 | 113,520 | | | | | | | | 4,000 | 23,320 | | | | 53,834 | 2,927,326 |
| | 2月 | 60,450 | 3,582,942 | 5,935 | 162,140 | | | | | | | | 6,000 | 34,980 | | | | 72,385 | 3,780,062 |
| | 3月 | 154,587 | 8,744,329 | 6,035 | 251,900 | | | | | | | | | | | | | 160,622 | 8,996,229 |
| | 4月 | 89,931 | 4,760,536 | 10,950 | 343,585 | | | | | | | | | | | | | 100,881 | 5,104,121 |
| | 5月 | 95,940 | 4,618,790 | 6,100 | 168,025 | | | | | | | | 2,000 | 11,660 | | | | 104,040 | 4,798,475 |
| | 6月 | 96,000 | 5,283,740 | 8,725 | 192,775 | | | | | | | | 4,000 | 23,320 | | | | 108,725 | 5,499,835 |
| | 7月 | 129,449 | 6,810,623 | 7,000 | 202,125 | | | | | | | | 8,000 | 46,640 | | | | 144,449 | 7,059,388 |
| | 8月 | 210,179 | 11,286,451 | 11,775 | 314,325 | | | | | | | | 6,000 | 34,980 | | | | 227,954 | 11,635,756 |
| | 9月 | 155,640 | 8,706,874 | 9,200 | 247,170 | | | | | | | | | | | | | 164,840 | 8,954,044 |
| | 10月 | 91,438 | 5,568,541 | 9,535 | 259,600 | | | | | | | | | | | | | 100,973 | 5,828,141 |
| | 11月 | 88,818 | 5,167,173 | 8,375 | 245,025 | | | | | | | | 6,000 | 34,980 | | | | 103,193 | 5,447,178 |
| | 12月 | 112,087 | 6,921,317 | 10,805 | 353,705 | | | | | | | | | | | | | 122,892 | 7,275,022 |
| | | 合計 | 1,330,218 | 74,241,802 | 98,570 | 2,853,895 | | | | | | | | 36,000 | 209,880 | | | | 1,464,788 |

種別産地別月別取扱高

令和3年1月～令和3年12月

単位：数量＝本・鉢・個、金額＝円

| 種別 | | 切花 | | 枝物 | | 鉢物 | | 観葉植物 | | 苗木 | | 花木・庭木 | | 加工品 | | その他 | | 合計 | |
|-------|-----|--------|-----------|------------|-----------|-----------|----|------|----|----|----|-------|-----|--------|--------|-----|----|---------|------------|
| | | 数量 | 金額 | 数量 | 金額 | 数量 | 金額 | 数量 | 金額 | 数量 | 金額 | 数量 | 金額 | 数量 | 金額 | 数量 | 金額 | 数量 | 金額 |
| マレーシア | 1月 | 9,888 | 567,567 | 7,185 | 380,243 | | | | | | | | | | | | | 17,073 | 947,810 |
| | 2月 | 10,195 | 644,765 | 12,645 | 612,315 | | | | | | | | | | | | | 22,840 | 1,257,080 |
| | 3月 | 21,350 | 1,613,700 | 15,515 | 1,146,035 | | | | | | | | | | | | | 36,865 | 2,759,735 |
| | 4月 | 14,720 | 874,555 | 11,720 | 741,565 | | | | | | | | | | | | | 26,440 | 1,616,120 |
| | 5月 | 9,270 | 554,840 | 11,925 | 594,897 | | | | | | | | | | | | | 21,195 | 1,149,737 |
| | 6月 | 13,305 | 1,013,870 | 10,385 | 563,008 | | | | | | | | | | | | | 23,690 | 1,576,878 |
| | 7月 | 10,475 | 704,385 | 10,060 | 497,255 | | | | | | | | | | | | | 20,535 | 1,201,640 |
| | 8月 | 16,180 | 1,233,210 | 14,775 | 794,420 | | | | | | | | | | | | | 30,955 | 2,027,630 |
| | 9月 | 13,015 | 1,034,000 | 10,944 | 583,600 | | | | | | | | | | | | | 23,959 | 1,617,600 |
| | 10月 | 13,370 | 1,057,705 | 10,060 | 537,625 | | | | | | | | | | | | | 23,430 | 1,595,330 |
| | 11月 | 11,295 | 818,290 | 9,930 | 577,115 | | | | | | | | | | | | | 21,225 | 1,395,405 |
| | 12月 | 18,760 | 1,441,000 | 11,660 | 690,855 | | | | | | | | | | | | | 30,420 | 2,131,855 |
| | | 合計 | 161,823 | 11,557,887 | 136,804 | 7,718,933 | | | | | | | | | | | | 298,627 | 19,276,820 |
| インド | 1月 | 60 | 6,600 | 1,000 | 35,750 | | | | | | | | | | | | | 1,060 | 42,350 |
| | 2月 | 60 | 1,980 | 3,480 | 115,500 | | | | | | | | | | | | | 3,540 | 117,480 |
| | 3月 | 132 | 40,425 | 5,800 | 241,450 | | | | | | | | | | | | | 5,932 | 281,875 |
| | 4月 | 30 | 2,970 | 3,400 | 154,000 | | | | | | | | | | | | | 3,430 | 156,970 |
| | 5月 | 180 | 15,840 | 1,440 | 50,710 | | | | | | | | | | | | | 1,620 | 66,550 |
| | 6月 | 30 | 3,300 | | | | | | | | | | | | | | | 30 | 3,300 |
| | 7月 | | | 500 | 16,500 | | | | | | | | | | | | | 500 | 16,500 |
| | 8月 | 180 | 23,760 | 1,620 | 55,440 | | | | | | | | | | | | | 1,800 | 79,200 |
| | 9月 | 260 | 20,790 | | | | | | | | | | | | | | | 260 | 20,790 |
| | 10月 | 422 | 29,524 | 2,500 | 70,400 | | | | | | | | | | | | | 2,922 | 99,924 |
| | 11月 | 60 | 4,620 | | | | | | | | | | | 442 | 90,750 | | | 502 | 95,370 |
| | 12月 | 890 | 64,735 | | | | | | | | | | | | | | | 890 | 64,735 |
| | | 合計 | 2,304 | 214,544 | 19,740 | 739,750 | | | | | | | | 442 | 90,750 | | | 22,486 | 1,045,044 |
| 南アフリカ | 1月 | 252 | 45,430 | | | | | | | | | | | | | | | 252 | 45,430 |
| | 2月 | 1,581 | 130,262 | 280 | 20,900 | | | | | | | | | | | | | 1,861 | 151,162 |
| | 3月 | 933 | 99,066 | 70 | 8,800 | | | | | | | | | | | | | 1,003 | 107,866 |
| | 4月 | 619 | 73,315 | 675 | 118,690 | | | | | | | | 200 | 15,400 | | | | 1,494 | 207,405 |
| | 5月 | 170 | 33,880 | 160 | 25,080 | | | | | | | | | | | | | 330 | 58,960 |
| | 6月 | 151 | 40,183 | 120 | 13,200 | | | | | | | | | | | | | 271 | 53,383 |
| | 7月 | 1,020 | 170,775 | 280 | 41,525 | | | | | | | | | | | | | 1,300 | 212,300 |
| | 8月 | 3,227 | 391,160 | 40 | 6,600 | | | | | | | | | | | | | 3,267 | 397,760 |
| | 9月 | 4,929 | 482,460 | 160 | 16,170 | | | | | | | | | 4 | 9,680 | | | 5,093 | 508,310 |
| | 10月 | 5,545 | 549,923 | 150 | 19,250 | | | | | | | | | 280 | 40,260 | | | 5,975 | 609,433 |
| | 11月 | 2,888 | 337,123 | 20 | 6,600 | | | | | | | | | 100 | 9,350 | | | 3,008 | 353,073 |
| | 12月 | 1,965 | 223,493 | 130 | 11,000 | | | | | | | | | | | | | 2,095 | 234,493 |
| | | 合計 | 23,280 | 2,577,070 | 2,085 | 287,815 | | | | | | | | 584 | 74,690 | | | 25,949 | 2,939,575 |

種別産地別月別取扱高

令和3年1月～令和3年12月

単位：数量＝本・鉢・個、金額＝円

| 種別 | | 切花 | | 枝物 | | 鉢物 | | 観葉植物 | | 苗木 | | 花木・庭木 | | 加工品 | | その他 | | 合計 | |
|-------|-----|--------|-----------|--------|-----------|-----------|----|------|----|----|----|-------|----|-----|----|-----|----|--------|-----------|
| 産地名 | 月別 | 数量 | 金額 | 数量 | 金額 | 数量 | 金額 | 数量 | 金額 | 数量 | 金額 | 数量 | 金額 | 数量 | 金額 | 数量 | 金額 | 数量 | 金額 |
| スリランカ | 1月 | | | 5,050 | 114,785 | | | | | | | | | | | | | 5,050 | 114,785 |
| | 2月 | | | 3,579 | 97,928 | | | | | | | | | | | | | 3,579 | 97,928 |
| | 3月 | | | 11,465 | 421,366 | | | | | | | | | | | | | 11,465 | 421,366 |
| | 4月 | | | 8,990 | 318,340 | | | | | | | | | | | | | 8,990 | 318,340 |
| | 5月 | | | 7,038 | 197,016 | | | | | | | | | | | | | 7,038 | 197,016 |
| | 6月 | | | 4,080 | 114,235 | | | | | | | | | | | | | 4,080 | 114,235 |
| | 7月 | | | 4,126 | 128,293 | | | | | | | | | | | | | 4,126 | 128,293 |
| | 8月 | | | 3,893 | 95,744 | | | | | | | | | | | | | 3,893 | 95,744 |
| | 9月 | | | 5,708 | 120,956 | | | | | | | | | | | | | 5,708 | 120,956 |
| | 10月 | | | 4,840 | 154,578 | | | | | | | | | | | | | 4,840 | 154,578 |
| | 11月 | | | 7,300 | 201,262 | | | | | | | | | | | | | 7,300 | 201,262 |
| | 12月 | | | 7,448 | 204,848 | | | | | | | | | | | | | 7,448 | 204,848 |
| | 合計 | | | | 73,517 | 2,169,351 | | | | | | | | | | | | 73,517 | 2,169,351 |
| ケニア | 1月 | 2,186 | 133,342 | | | | | | | | | | | | | | | 2,186 | 133,342 |
| | 2月 | 1,260 | 89,265 | 50 | 2,200 | | | | | | | | | | | | | 1,310 | 91,465 |
| | 3月 | 5,692 | 490,633 | 5,210 | 270,248 | | | | | | | | | | | | | 10,902 | 760,881 |
| | 4月 | 2,005 | 141,570 | 1,510 | 82,390 | | | | | | | | | | | | | 3,515 | 223,960 |
| | 5月 | 6,660 | 520,685 | 2,930 | 186,120 | | | | | | | | | | | | | 9,590 | 706,805 |
| | 6月 | 880 | 76,450 | 1,025 | 51,975 | | | | | | | | | | | | | 1,905 | 128,425 |
| | 7月 | 320 | 24,640 | 1,850 | 99,220 | | | | | | | | | | | | | 2,170 | 123,860 |
| | 8月 | 2,310 | 192,995 | 5,990 | 332,760 | | | | | | | | | | | | | 8,300 | 525,755 |
| | 9月 | 2,620 | 233,508 | 5,760 | 330,550 | | | | | | | | | | | | | 8,380 | 564,058 |
| | 10月 | 2,384 | 113,575 | 2,480 | 144,375 | | | | | | | | | | | | | 4,864 | 257,950 |
| | 11月 | 4,230 | 241,395 | 2,700 | 157,575 | | | | | | | | | | | | | 6,930 | 398,970 |
| | 12月 | 8,283 | 707,303 | 6,260 | 400,345 | | | | | | | | | | | | | 14,543 | 1,107,648 |
| | 合計 | 38,830 | 2,965,361 | 35,765 | 2,057,758 | | | | | | | | | | | | | 74,595 | 5,023,119 |
| エクアドル | 1月 | 5,325 | 352,935 | 680 | 64,680 | | | | | | | | | | | | | 6,005 | 417,615 |
| | 2月 | 9,209 | 614,053 | 750 | 48,400 | | | | | | | | | | | | | 9,959 | 662,453 |
| | 3月 | 15,715 | 1,403,160 | 1,500 | 123,255 | | | | | | | | | | | | | 17,215 | 1,526,415 |
| | 4月 | 1,470 | 82,445 | 2,400 | 203,170 | | | | | | | | | | | | | 3,870 | 285,615 |
| | 5月 | 990 | 119,460 | 1,777 | 266,585 | | | | | | | | | | | | | 2,767 | 386,045 |
| | 6月 | 520 | 39,325 | 745 | 78,595 | | | | | | | | | | | | | 1,265 | 117,920 |
| | 7月 | 700 | 35,035 | 1,070 | 91,190 | | | | | | | | | | | | | 1,770 | 126,225 |
| | 8月 | 300 | 28,160 | 920 | 80,520 | | | | | | | | | | | | | 1,220 | 108,680 |
| | 9月 | 1,520 | 101,250 | 850 | 92,730 | | | | | | | | | | | | | 2,370 | 193,980 |
| | 10月 | 2,540 | 202,565 | 2,470 | 215,160 | | | | | | | | | | | | | 5,010 | 417,725 |
| | 11月 | 2,810 | 229,790 | 740 | 82,940 | | | | | | | | | | | | | 3,550 | 312,730 |
| | 12月 | 9,370 | 639,254 | 1,240 | 147,070 | | | | | | | | | | | | | 10,610 | 786,324 |
| | 合計 | 50,469 | 3,847,432 | 15,142 | 1,494,295 | | | | | | | | | | | | | 65,611 | 5,341,727 |

種別産地別月別取扱高

令和3年1月～令和3年12月

単位：数量＝本・鉢・個、金額＝円

| 種別 | | 切花 | | 枝物 | | 鉢物 | | 観葉植物 | | 苗物 | | 花木・庭木 | | 加工品 | | その他 | | 合計 | |
|------|-----|----|--------|--------|---------|---------|--------|------|----|----|----|-------|----|-----|----|-----|----|--------|---------|
| 産地名 | 月別 | 数量 | 金額 | 数量 | 金額 | 数量 | 金額 | 数量 | 金額 | 数量 | 金額 | 数量 | 金額 | 数量 | 金額 | 数量 | 金額 | 数量 | 金額 |
| カナダ | 1月 | 25 | 4,813 | | | | | | | | | | | | | | | 25 | 4,813 |
| | 2月 | | | 50 | 2,200 | | | | | | | | | | | | | 50 | 2,200 |
| | 3月 | | | 150 | 9,350 | | | | | | | | | | | | | 150 | 9,350 |
| | 4月 | | | | | | | | | | | | | | | | | | |
| | 5月 | | | | | | | | | | | | | | | | | | |
| | 6月 | | | | | | | | | | | | | | | | | | |
| | 7月 | | | | | | | | | | | | | | | | | | |
| | 8月 | | | | | | | | | | | | | | | | | | |
| | 9月 | | | | | | | | | | | | | | | | | | |
| | 10月 | | | | | | | | | | | | | | | | | | |
| | 11月 | | | | | | | | | | | | | | | | | | |
| | 12月 | | | | | | | | | | | | | | | | | | |
| | 合計 | | 25 | 4,813 | 200 | 11,550 | | | | | | | | | | | | | 225 |
| ペルー | 1月 | 60 | 3,300 | | | | | | | | | | | | | | | 60 | 3,300 |
| | 2月 | | | | | | | | | | | | | | | | | | |
| | 3月 | | | | | | | | | | | | | | | | | | |
| | 4月 | | | | | | | | | | | | | | | | | | |
| | 5月 | | | | | | | | | | | | | | | | | | |
| | 6月 | 50 | 3,300 | | | | | | | | | | | | | | | 50 | 3,300 |
| | 7月 | | | | | | | | | | | | | | | | | | |
| | 8月 | | | | | | | | | | | | | | | | | | |
| | 9月 | 10 | 8,250 | | | | | | | | | | | | | | | 10 | 8,250 |
| | 10月 | 50 | 4,400 | | | | | | | | | | | | | | | 50 | 4,400 |
| | 11月 | 80 | 8,800 | | | | | | | | | | | | | | | 80 | 8,800 |
| | 12月 | 80 | 19,360 | | | | | | | | | | | | | | | 80 | 19,360 |
| | 合計 | | 330 | 47,410 | | | | | | | | | | | | | | | 330 |
| ガテマラ | 1月 | | | 1,800 | 42,900 | | | | | | | | | | | | | 1,800 | 42,900 |
| | 2月 | | | 1,800 | 52,800 | | | | | | | | | | | | | 1,800 | 52,800 |
| | 3月 | | | 10,720 | 494,890 | | | | | | | | | | | | | 10,720 | 494,890 |
| | 4月 | | | 2,900 | 94,600 | | | | | | | | | | | | | 2,900 | 94,600 |
| | 5月 | | | | | | | | | | | | | | | | | | |
| | 6月 | | | | | | | | | | | | | | | | | | |
| | 7月 | | | | | | | | | | | | | | | | | | |
| | 8月 | | | | | | | | | | | | | | | | | | |
| | 9月 | | | | | | | | | | | | | | | | | | |
| | 10月 | | | | | | | | | | | | | | | | | | |
| | 11月 | | | | | 500 | 19,250 | | | | | | | | | | | 500 | 19,250 |
| | 12月 | 50 | 5,500 | 2,000 | 96,250 | | | | | | | | | | | | | 2,050 | 101,750 |
| | 合計 | | 50 | 5,500 | 19,720 | 800,690 | | | | | | | | | | | | | 19,770 |

種別産地別月別取扱高

令和3年1月～令和3年12月

単位：数量＝本・鉢・個、金額＝円

| 種別 産地名 | | 切花 | | 枝物 | | 鉢物 | | 観葉植物 | | 苗物 | | 花木・庭木 | | 加工品 | | その他 | | 合計 | |
|-----------|-----|-----|--------|---------|---------|-----------|----|------|----|----|----|-------|----|-----|----|-----|----|--------|---------|
| | | 数量 | 金額 | 数量 | 金額 | 数量 | 金額 | 数量 | 金額 | 数量 | 金額 | 数量 | 金額 | 数量 | 金額 | 数量 | 金額 | 数量 | 金額 |
| エチオピア | 1月 | 220 | 12,760 | 6,840 | 355,520 | | | | | | | | | | | | | 7,060 | 368,280 |
| | 2月 | 220 | 17,600 | 7,540 | 443,740 | | | | | | | | | | | | | 7,760 | 461,340 |
| | 3月 | 330 | 43,340 | 11,320 | 830,060 | | | | | | | | | | | | | 11,650 | 873,400 |
| | 4月 | 310 | 38,940 | 9,150 | 611,380 | | | | | | | | | | | | | 9,460 | 650,320 |
| | 5月 | 200 | 21,340 | 8,900 | 538,230 | | | | | | | | | | | | | 9,100 | 559,570 |
| | 6月 | 100 | 10,560 | 10,080 | 655,820 | | | | | | | | | | | | | 10,180 | 666,380 |
| | 7月 | 110 | 11,440 | 7,980 | 470,470 | | | | | | | | | | | | | 8,090 | 481,910 |
| | 8月 | 70 | 7,040 | 5,180 | 353,705 | | | | | | | | | | | | | 5,250 | 360,745 |
| | 9月 | 410 | 28,270 | 5,980 | 438,570 | | | | | | | | | | | | | 6,390 | 466,840 |
| | 10月 | 110 | 9,900 | 6,840 | 475,090 | | | | | | | | | | | | | 6,950 | 484,990 |
| | 11月 | 60 | 5,280 | 8,040 | 561,000 | | | | | | | | | | | | | 8,100 | 566,280 |
| | 12月 | 200 | 18,150 | 11,170 | 819,302 | | | | | | | | | | | | | 11,370 | 837,452 |
| | | 合計 | 2,340 | 224,620 | 99,020 | 6,552,887 | | | | | | | | | | | | | 101,360 |
| | 月 | | | | | | | | | | | | | | | | | | |
| | 月 | | | | | | | | | | | | | | | | | | |
| | 月 | | | | | | | | | | | | | | | | | | |
| | 月 | | | | | | | | | | | | | | | | | | |
| | 月 | | | | | | | | | | | | | | | | | | |
| | 月 | | | | | | | | | | | | | | | | | | |
| | 月 | | | | | | | | | | | | | | | | | | |
| | 月 | | | | | | | | | | | | | | | | | | |
| | 月 | | | | | | | | | | | | | | | | | | |
| | 月 | | | | | | | | | | | | | | | | | | |
| | 月 | | | | | | | | | | | | | | | | | | |
| | 月 | | | | | | | | | | | | | | | | | | |
| | 合計 | | | | | | | | | | | | | | | | | | |

品目別取扱金額順位表

令和3年1月～令和3年12月

単位：金額＝円

| 区分 順位 | 切 花 | | | 鉢 物 | | | 合 計 | | |
|----------|------------|---------------|-------|---------------|------------|-------|---------------|---------------|-------|
| | 品 名 | 金 額 | 比率 | 品 名 | 金 額 | 比率 | 品 名 | 金 額 | 比率 |
| 1 | 白 一 輪 菊 | 213,585,053 | 12.5 | シ ク ラ メ ン | 3,680,435 | 9.5 | 白 一 輪 菊 | 213,585,053 | 11.0 |
| 2 | 小 菊 | 198,884,609 | 11.6 | ハ イ ド ラ ン ジ ャ | 3,547,224 | 9.2 | 小 菊 | 198,884,609 | 10.3 |
| 3 | ス プ レ ー 菊 | 167,463,358 | 9.8 | 胡 蝶 蘭 | 3,472,634 | 9.0 | ス プ レ ー 菊 | 167,463,358 | 8.6 |
| 4 | 黄 一 輪 菊 | 121,994,367 | 7.1 | 花 木 | 2,503,677 | 6.5 | 黄 一 輪 菊 | 121,994,367 | 6.3 |
| 5 | トルコキキョウ | 97,099,871 | 5.7 | カーネーション | 1,149,478 | 3.0 | トルコキキョウ | 97,099,871 | 5.0 |
| 6 | りんどう | 88,323,972 | 5.2 | シンビジューム | 1,122,155 | 2.9 | りんどう | 88,323,972 | 4.6 |
| 7 | バラ | 87,731,423 | 5.1 | ベゴニア | 1,097,941 | 2.8 | バラ | 87,731,423 | 4.5 |
| 8 | スフレカーネーション | 76,403,431 | 4.5 | ペラルゴ | 1,038,741 | 2.7 | スフレカーネーション | 76,403,431 | 3.9 |
| 9 | カーネーション | 75,320,992 | 4.4 | クレマチス | 940,830 | 2.4 | カーネーション | 75,320,992 | 3.9 |
| 10 | オリエンタル百合 | 55,514,096 | 3.2 | ポットマム | 921,822 | 2.4 | オリエンタル百合 | 55,514,096 | 2.9 |
| | | | | | | | | | |
| | | | | | | | | | |
| | | | | | | | | | |
| | | | | | | | | | |
| | | | | | | | | | |
| | | | | | | | | | |
| | | | | | | | | | |
| | | | | | | | | | |
| | | | | | | | | | |
| | | | | | | | その他切花・鉢物 | 565,854,430 | 29.1 |
| | その他切花 | 527,135,043 | 30.9 | その他鉢物 | 19,244,450 | 49.6 | 枝物・観葉植物・苗物・花木 | 191,856,663 | 9.9 |
| | 合 計 | 1,709,456,215 | 100.0 | 合 計 | 38,719,387 | 100.0 | 合 計 | 1,940,032,265 | 100.0 |

品目別産地別月別取扱高(切花)

令和3年1月～令和3年12月

上段 = 数量、下段 = 金額
単位：数量 = 本、金額 = 円

| 品目名 | 産地名 | 合計 | 1月 | 2月 | 3月 | 4月 | 5月 | 6月 | 7月 | 8月 | 9月 | 10月 | 11月 | 12月 | |
|------|-----------------|--------------------------|----------------------|----------------------|-----------------------|----------------------|----------------------|----------------------|----------------------|-----------------------|-----------------------|-----------------------|-----------------------|-----------------------|------------------|
| 白一輪菊 | 秋田 | 532,630 39,698,505 | 2,490 92,950 | | | | 320 17,600 | 22,850 1,594,450 | 56,020 4,065,545 | 214,960 16,004,945 | 96,930 7,363,070 | 57,520 4,157,340 | 50,010 3,904,175 | 31,530 2,498,430 | |
| | 青森 | 5,260 523,490 | | | | | | | | 1,800 184,800 | 2,660 268,290 | 800 70,400 | | | |
| | 宮城 | 12,640 761,750 | 800 67,650 | | 900 70,950 | 900 33,000 | 2,300 123,750 | 800 38,500 | 5,200 299,200 | 640 44,440 | 700 41,360 | | | 400 42,900 | |
| | 栃木 | 44,800 3,345,430 | 1,100 69,740 | 7,200 418,550 | 5,440 603,460 | 5,000 322,300 | 2,400 134,750 | 2,000 110,000 | 5,100 380,050 | 4,500 411,840 | 2,100 165,000 | 1,900 107,800 | 4,160 257,840 | 3,900 364,100 | |
| | 群馬 | 600 52,800 | | | | | | | | | 600 52,800 | | | | |
| | 長野 | 1,000 99,000 | | | | | | | | | 1,000 99,000 | | | | |
| | 静岡 | 12,640 1,289,420 | 100 7,700 | | 8,340 814,220 | | | | | 2,000 198,000 | 1,400 172,700 | | 800 96,800 | | |
| | 愛知 | 1,801,595 141,533,513 | 110,650 7,292,769 | 126,810 8,752,964 | 166,310 14,565,760 | 149,920 9,677,756 | 145,220 7,901,960 | 168,780 9,813,639 | 137,820 9,169,226 | 237,850 20,683,014 | 166,440 15,828,395 | 126,100 11,672,100 | 117,940 10,549,935 | 147,755 15,625,995 | |
| | 滋賀 | 500 49,500 | | | 500 49,500 | | | | | | | | | | |
| | 香川 | 450 42,570 | | | | | | | | 450 42,570 | | | | | |
| | 福岡 | 19,790 1,975,435 | 3,000 272,250 | 900 79,200 | 800 83,600 | | | | 3,900 339,075 | 3,550 345,785 | 650 64,350 | 720 58,960 | 900 107,250 | 5,370 624,965 | |
| | 長崎 | 11,600 1,138,500 | 500 47,300 | 500 44,000 | 1,000 77,000 | | | | 400 39,600 | 1,400 146,300 | | | 2,040 163,020 | 5,760 621,280 | |
| | 熊本 | 2,100 207,020 | | | | | 160 8,800 | | 980 86,460 | 320 33,440 | | | | 640 78,320 | |
| | 大分 | 3,240 335,280 | | | | | | | 800 68,640 | 960 89,760 | 1,120 139,040 | | 200 17,600 | 160 20,240 | |
| | 宮崎 | 7,770 782,100 | 1,120 88,000 | 800 74,800 | 1,120 135,520 | | | | | | 1,200 122,100 | | 2,790 313,830 | 740 47,850 | |
| | 鹿児島 | 5,580 547,910 | | | | | | | 1,600 149,600 | 3,980 398,310 | | | | | |
| | 沖縄 | 254,500 18,097,200 | 4,000 111,100 | 4,600 209,000 | 152,600 11,411,840 | 17,900 856,900 | 6,400 119,900 | | | | | | 400 17,600 | 68,600 5,370,860 | |
| | 台湾 | 3,350 110,990 | | | | | | | | | 1,480 8,140 | 1,870 102,850 | | | |
| | 中国 | 45,640 2,686,090 | | | 3,240 230,560 | | | | | | 27,540 1,740,860 | 9,500 490,600 | | | 5,360 224,070 |
| | インドネシア | 9,900 211,200 | | | 1,800 42,900 | 600 13,200 | 900 8,250 | 1,500 16,500 | 1,500 13,200 | 2,100 54,450 | 900 36,300 | 600 26,400 | | | |
| ベトナム | 2,200 97,350 | | | | | | | | | 1,200 60,500 | 700 35,200 | | 300 1,650 | | |

品目別産地別月別取扱高(切花)

令和3年1月～令和3年12月

上段 = 数量、下段 = 金額
単位：数量 = 本、金額 = 円

| 品目名 | 産地名 | 合計 | 1月 | 2月 | 3月 | 4月 | 5月 | 6月 | 7月 | 8月 | 9月 | 10月 | 11月 | 12月 |
|------|------|--------------------------|----------------------|----------------------|-----------------------|-----------------------|----------------------|-----------------------|-----------------------|-----------------------|-----------------------|-----------------------|-----------------------|-----------------------|
| 白一輪菊 | 計 | 2,777,785 213,585,053 | 123,760 8,049,459 | 140,810 9,578,514 | 342,050 28,085,310 | 174,320 10,903,156 | 157,700 8,315,010 | 195,930 11,573,089 | 213,320 14,610,596 | 503,530 40,386,654 | 288,270 25,006,355 | 188,340 16,128,200 | 179,240 15,428,050 | 270,515 25,520,660 |
| | 平均単価 | 77 | 65 | 68 | 82 | 63 | 53 | 59 | 68 | 80 | 87 | 86 | 86 | 94 |
| 黄一輪菊 | 秋田 | 479,960 33,689,205 | 300 11,000 | | | | | 12,480 952,160 | 110,560 6,420,260 | 193,460 14,533,310 | 130,240 9,252,815 | 22,350 1,685,970 | 6,160 502,590 | 4,410 331,100 |
| | 青森 | 5,700 549,450 | | | | | | | | 3,900 374,550 | 800 74,800 | 1,000 100,100 | | |
| | 岩手 | 940 89,760 | | | | | | | | 740 72,160 | 200 17,600 | | | |
| | 宮城 | 47,720 3,128,785 | | | 5,020 412,610 | 100 5,500 | 3,000 112,750 | 11,580 619,520 | 5,360 241,340 | 13,160 1,095,215 | 3,980 277,090 | 3,720 247,060 | 1,800 117,700 | |
| | 山形 | 480 26,400 | | | | | | | | | | | 480 26,400 | |
| | 茨城 | 9,540 714,230 | 1,080 47,520 | 500 39,600 | 200 28,600 | 3,200 203,940 | 100 7,700 | 1,200 75,900 | | 700 68,750 | 1,060 85,470 | 500 52,250 | 1,000 104,500 | |
| | 栃木 | 66,958 4,462,711 | 6,459 324,786 | 2,060 121,990 | 3,020 255,310 | 3,940 240,900 | 3,500 188,650 | 13,520 953,700 | 900 40,700 | 9,760 820,270 | 1,160 99,660 | 18,540 1,158,850 | 3,799 242,495 | 300 15,400 |
| | 群馬 | 780 65,890 | | | | | | | | | 780 65,890 | | | |
| | 千葉 | 240 13,200 | | | | | | 240 13,200 | | | | | | |
| | 新潟 | 800 69,300 | | | | | | | | 400 33,550 | 400 35,750 | | | |
| | 富山 | 320 35,200 | | | | | | | | | | | | 320 35,200 |
| | 長野 | 17,020 1,631,410 | | | | | | | | 500 27,500 | 10,920 1,099,120 | 5,600 504,790 | | |
| | 静岡 | 26,350 2,090,220 | 200 11,000 | 980 77,440 | 1,220 130,460 | | | 7,180 474,760 | 100 5,500 | 4,080 359,810 | 5,390 416,460 | 2,400 204,050 | 2,980 250,690 | 1,820 160,050 |
| | 愛知 | 580,230 41,060,140 | 25,630 1,585,705 | 30,560 2,049,630 | 51,540 4,429,040 | 53,540 3,699,630 | 66,390 3,603,985 | 43,070 2,928,145 | 49,580 3,033,415 | 52,520 4,280,595 | 57,540 4,576,330 | 34,310 2,545,730 | 56,530 3,891,525 | 59,020 4,436,410 |
| | 滋賀 | 900 69,300 | | | | | | | | 900 69,300 | | | | |
| | 香川 | 1,800 151,250 | | | | | | | | 1,800 151,250 | | | | |
| | 福岡 | 5,690 563,915 | | | 600 50,600 | | | | 600 30,800 | 3,190 328,515 | | | | 1,300 154,000 |
| | 長崎 | 1,880 135,190 | | 420 34,650 | 100 12,100 | | | 1,060 71,940 | | | | | | 300 16,500 |
| | 熊本 | 2,720 274,406 | 460 49,896 | | | | | | | | 1,100 114,950 | 840 76,120 | | 320 33,440 |

品目別産地別月別取扱高(切花)

令和3年1月～令和3年12月

上段 = 数量、下段 = 金額
単位：数量 = 本、金額 = 円

| 品目名 | 産地名 | 合計 | 1月 | 2月 | 3月 | 4月 | 5月 | 6月 | 7月 | 8月 | 9月 | 10月 | 11月 | 12月 |
|------|--------|--------------------------|---------------------|---------------------|-----------------------|----------------------|---------------------|---------------------|----------------------|-----------------------|-----------------------|---------------------|---------------------|-----------------------|
| 黄一輪菊 | 大分 | 9,900 901,890 | 360 32,340 | | 840 101,200 | | | 600 33,000 | 1,000 60,500 | 4,800 451,000 | 2,300 223,850 | | | |
| | 沖縄 | 485,690 31,598,215 | 29,250 1,467,675 | 40,460 2,216,060 | 201,130 14,183,730 | 47,200 2,486,000 | 19,400 713,460 | 1,400 55,000 | | | | 300 24,750 | 9,600 611,600 | 136,950 9,839,940 |
| | 台湾 | 1,440 55,440 | | | | | | | | 720 23,760 | 720 31,680 | | | |
| | 中国 | 7,900 284,900 | | | 1,000 41,800 | | | | | 2,100 54,780 | 720 21,780 | | | 4,080 166,540 |
| | インドネシア | 9,900 282,260 | | | 1,800 49,500 | 300 9,900 | 600 3,960 | 1,500 39,600 | 1,500 26,400 | 2,100 66,000 | 1,500 60,500 | 600 26,400 | | |
| | ベトナム | 1,000 51,700 | | | | | | | | | 700 38,500 | 300 13,200 | | |
| | 計 | 1,765,858 121,994,367 | 63,739 3,529,922 | 74,980 4,539,370 | 266,470 19,694,950 | 108,280 6,645,870 | 92,990 4,630,505 | 93,830 6,216,925 | 170,100 9,886,415 | 306,350 23,996,885 | 213,930 15,859,085 | 84,020 6,058,360 | 82,349 5,747,500 | 208,820 15,188,580 |
| | 平均単価 | 69 | 55 | 61 | 74 | 61 | 50 | 66 | 58 | 78 | 74 | 72 | 70 | 73 |
| | 赤一輪菊 | 秋田 | 61,600 3,893,340 | | | | | | 300 23,100 | 13,480 747,340 | 36,440 2,308,460 | 7,760 540,650 | 3,620 273,790 | |
| 宮城 | | 5,040 322,795 | | | | | | 300 16,500 | 1,600 82,500 | 700 46,750 | 1,640 133,045 | 800 44,000 | | |
| 山形 | | 200 11,000 | | | | | | | | 200 11,000 | | | | |
| 茨城 | | 100 6,050 | | | | | 100 6,050 | | | | | | | |
| 栃木 | | 900 63,800 | | | | | | | 300 17,600 | 100 5,500 | 300 26,950 | 100 5,500 | 100 8,250 | |
| 群馬 | | 600 53,350 | | | | | | | | | | 600 53,350 | | |
| 千葉 | | 80 1,760 | | | | | | 80 1,760 | | | | | | |
| 長野 | | 7,540 514,910 | | | | | | | 700 35,200 | 100 5,500 | 4,780 384,560 | 1,960 89,650 | | |
| 静岡 | | 3,160 185,460 | 120 6,600 | | | 100 6,600 | 300 11,000 | 1,920 102,960 | | | | | | 720 58,300 |
| 愛知 | | 108,890 6,887,595 | 2,420 157,685 | 7,010 452,265 | 8,420 603,735 | 7,680 498,355 | 11,010 661,705 | 18,560 1,079,925 | 11,970 635,635 | 11,260 636,845 | 7,510 489,170 | 6,120 418,055 | 8,090 673,970 | 8,840 580,250 |
| 滋賀 | | 200 15,400 | | | | 200 15,400 | | | | | | | | |
| 兵庫 | | 1,000 82,500 | | | | 400 34,100 | 500 37,400 | | | | | | 100 11,000 | |
| 福岡 | | 980 86,790 | 300 28,600 | | | | 200 15,400 | 180 14,740 | | | | | | 300 28,050 |

品目別産地別月別取扱高(切花)

令和3年1月～令和3年12月

上段 = 数量、下段 = 金額
単位：数量 = 本、金額 = 円

| 品目名 | 産地名 | 合計 | 1月 | 2月 | 3月 | 4月 | 5月 | 6月 | 7月 | 8月 | 9月 | 10月 | 11月 | 12月 | |
|------|--------|-----------------------|---------------------|-------------------|---------------------|---------------------|-------------------|---------------------|---------------------|---------------------|---------------------|-------------------|-------------------|---------------------|---------------------|
| 赤一輪菊 | 長崎 | 1,930 141,900 | 640 44,000 | | 300 16,500 | 100 6,600 | | | | | | 690 53,350 | 100 10,450 | 100 11,000 | |
| | 熊本 | 120 11,220 | | | | | | | | | | | | 120 11,220 | |
| | 沖縄 | 89,020 4,911,390 | 5,100 249,700 | 8,700 389,400 | 28,220 1,864,720 | 15,200 725,450 | 8,400 224,400 | | | | | | | 1,200 49,500 | 22,200 1,408,220 |
| | インドネシア | 1,200 52,800 | | | 1,200 52,800 | | | | | | | | | | |
| | 計 | 282,560 17,242,060 | 8,580 486,585 | 15,710 841,665 | 38,140 2,537,755 | 23,880 1,301,905 | 20,490 955,295 | 21,160 1,224,245 | 28,050 1,518,275 | 48,800 3,014,055 | 21,990 1,574,375 | 13,890 937,695 | 10,310 811,470 | 31,560 2,038,740 | |
| | 平均単価 | 61 | 57 | 54 | 67 | 55 | 47 | 58 | 54 | 62 | 72 | 68 | 79 | 65 | |
| | その他一輪菊 | 秋田 | 53,080 5,485,150 | 2,310 117,260 | | | | | 880 59,400 | 4,580 374,715 | 1,860 150,040 | 660 94,820 | 2,940 329,780 | 4,480 432,905 | 35,370 3,926,230 |
| 北海道 | | 115 15,180 | | | | | | | | 50 3,080 | 65 12,100 | | | | |
| 青森 | | 110 20,020 | | | | | | | | 110 20,020 | | | | | |
| 岩手 | | 250 34,100 | | | | | | | | 100 10,450 | 150 23,650 | | | | |
| 宮城 | | 2,870 309,595 | 200 20,900 | | 90 15,730 | 190 16,665 | | 1,240 108,240 | 420 32,725 | 80 14,960 | 140 24,035 | 130 18,480 | 100 12,320 | 280 45,540 | |
| 山形 | | 200 19,470 | 50 3,190 | | | | | | | | | | 100 8,580 | 50 7,700 | |
| 福島 | | 120 18,480 | | | | | | | | | | | | 120 18,480 | |
| 茨城 | | 100 14,520 | | | | | | | | | | 40 5,280 | | 60 9,240 | |
| 栃木 | | 1,277 166,661 | 40 4,400 | | 20 3,080 | | | | | 300 37,290 | 137 22,011 | 240 27,940 | | 540 71,940 | |
| 群馬 | | 590 96,415 | | | | | | | | 50 6,875 | 540 89,540 | | | | |
| 千葉 | | 4,509 602,668 | 100 11,000 | | | | | | 50 5,500 | 349 48,323 | 900 106,260 | 540 61,930 | 180 20,570 | 2,390 349,085 | |
| 富山 | | 250 39,600 | | | | | | | | | | 150 22,550 | 50 6,875 | 50 10,175 | |
| 長野 | | 60 12,540 | | | | | | | | | 60 12,540 | | | | |
| 静岡 | | 140 17,655 | | | | | | | | 50 4,950 | 50 7,425 | | | 40 5,280 | |
| 愛知 | | 37,216 3,645,752 | 1,930 132,440 | 2,859 240,152 | 4,890 481,140 | 3,220 253,715 | 3,455 235,785 | 2,910 283,690 | 3,253 312,598 | 5,728 686,994 | 2,870 362,395 | 870 97,405 | 2,490 273,218 | 2,741 286,220 | |

品目別産地別月別取扱高(切花)

令和3年1月～令和3年12月

上段 = 数量、下段 = 金額
単位：数量 = 本、金額 = 円

| 品目名 | 産地名 | 合計 | 1月 | 2月 | 3月 | 4月 | 5月 | 6月 | 7月 | 8月 | 9月 | 10月 | 11月 | 12月 | |
|--------|--------|-----------------------|-----------------------|------------------|---------------------|------------------|------------------|------------------|---------------------|---------------------|-----------------------|---------------------|---------------------|---------------------|-------------------|
| その他一輪菊 | 福岡 | 2,240 368,555 | 50 4,950 | | 100 6,600 | | | | | 300 37,840 | | | 50 4,400 | 1,740 314,765 | |
| | 長崎 | 490 71,390 | | | | 50 2,200 | | | | | 80 9,460 | | 50 6,325 | 310 53,405 | |
| | 宮崎 | 190 18,755 | | | | 100 9,350 | | | 50 4,125 | | | | 40 5,280 | | |
| | 鹿児島 | 290 20,680 | -50 -7,150 | 200 13,200 | | | | | | | | | | 140 14,630 | |
| | 台湾 | 50 2,750 | | | | | | 50 2,750 | | | | | | | |
| | コロンビア | 898 82,456 | 70 3,190 | 100 7,150 | | 100 7,150 | 148 11,396 | 50 4,675 | | 300 36,850 | | 50 4,125 | | 80 7,920 | |
| | 中国 | 960 51,040 | | | | | | | | | | | | 960 51,040 | |
| | シンガポール | 1,120 136,400 | | | | | | | | 960 119,680 | 160 16,720 | | | | |
| | インドネシア | 3,500 163,350 | | | 1,500 80,850 | | | | | 1,400 56,100 | | 600 26,400 | | | |
| | ベトナム | 47,485 3,163,738 | 560 46,200 | 1,480 99,000 | 8,030 543,290 | 2,800 161,700 | 2,500 136,950 | 2,670 168,960 | 3,535 213,648 | 9,400 614,020 | 5,330 370,700 | 1,400 95,370 | 1,020 75,900 | 8,760 638,000 | |
| | マレーシア | 2,740 329,065 | 80 7,040 | | 320 35,640 | 170 13,475 | | | | 800 99,440 | 820 100,980 | 40 3,850 | 40 4,400 | 470 64,240 | |
| | インド | 362 46,915 | | | | 30 2,970 | | 30 3,300 | | 180 23,760 | 30 5,280 | 62 7,810 | | 30 3,795 | |
| | ケニア | 150 11,000 | | | | | | | | | | | | 150 11,000 | |
| | エクアドル | 150 18,480 | | | | | | | | 60 7,260 | | | 30 4,620 | 60 6,600 | |
| | 計 | 161,512 14,982,380 | 5,340 343,420 | 4,639 359,502 | 14,950 1,166,330 | 6,660 467,225 | 6,153 386,881 | 7,830 632,390 | 11,838 939,186 | 22,077 1,977,932 | 11,992 1,257,916 | 7,062 700,920 | 8,630 855,393 | 54,341 5,895,285 | |
| | 平均単価 | 93 | 64 | 77 | 78 | 70 | 63 | 81 | 79 | 90 | 105 | 99 | 99 | 108 | |
| | スプレー菊 | 秋田 | 358,550 24,470,215 | 3,170 160,710 | | | | 2,740 158,840 | 27,140 1,860,100 | 41,450 2,385,020 | 134,350 10,257,005 | 63,180 4,321,790 | 30,640 1,972,740 | 44,630 2,678,005 | 11,250 676,005 |
| | | 北海道 | 1,520 165,660 | | | | | | | 200 22,000 | 280 28,160 | 500 56,760 | 540 58,740 | | |
| | | 岩手 | 9,080 725,120 | | | | | | 100 11,000 | 2,640 185,790 | 2,820 240,020 | 460 39,600 | 2,760 221,760 | 300 26,950 | |
| | | 宮城 | 21,720 1,670,570 | 1,120 51,810 | 40 3,080 | 200 17,600 | 160 8,800 | 1,500 86,350 | 2,040 153,450 | 1,680 128,920 | 4,260 355,850 | 4,320 350,570 | 2,460 227,590 | 1,100 87,780 | 2,840 198,770 |
| 山形 | | 15,620 1,255,100 | | | | | | 2,680 223,630 | 1,440 111,870 | 1,700 155,430 | 3,940 282,040 | 4,040 348,150 | 1,300 105,600 | 520 28,380 | |

品目別産地別月別取扱高(切花)

令和3年1月～令和3年12月

上段 = 数量、下段 = 金額
単位：数量 = 本、金額 = 円

| 品目名 | 産地名 | 合計 | 1月 | 2月 | 3月 | 4月 | 5月 | 6月 | 7月 | 8月 | 9月 | 10月 | 11月 | 12月 | |
|-------|-------|--------------------------|----------------------|----------------------|-----------------------|-----------------------|----------------------|-----------------------|-----------------------|-----------------------|-----------------------|-----------------------|-----------------------|-----------------------|-----------------|
| スプレー菊 | 福島 | 1,500 121,880 | | | | | | | 640 25,520 | 460 48,840 | 400 47,520 | | | | |
| | 茨城 | 80 6,160 | | | | | | | | | | | 80 6,160 | | |
| | 栃木 | 48,210 3,915,780 | 2,730 184,525 | 3,160 243,980 | 2,950 246,730 | 4,900 330,550 | 3,280 174,900 | 5,680 433,510 | 4,360 325,820 | 2,500 230,890 | 5,150 489,720 | 5,330 511,555 | 5,110 469,480 | 3,060 274,120 | |
| | 群馬 | 3,000 266,200 | | | | | | 80 7,480 | 800 45,650 | | 500 48,400 | 1,200 127,600 | 420 37,070 | | |
| | 埼玉 | 300 25,300 | | | | | | | | | 300 25,300 | | | | |
| | 千葉 | 620 57,970 | | 100 9,900 | | | | | 180 15,290 | 340 32,780 | | | | | |
| | 神奈川 | 1,800 145,200 | 1,000 110,000 | | | | | 800 35,200 | | | | | | | |
| | 長野 | 100 8,250 | | | | | | | | | 100 8,250 | | | | |
| | 静岡 | 66,220 4,445,650 | 2,200 127,600 | | 6,060 436,590 | 8,990 518,320 | 7,810 386,100 | 6,120 426,250 | 3,190 168,190 | 7,970 579,480 | 5,340 359,260 | 3,570 280,390 | 3,720 265,100 | 11,250 898,370 | |
| | 愛知 | 544,000 42,803,640 | 30,780 2,426,820 | 35,700 2,995,190 | 55,240 4,822,675 | 60,060 4,228,070 | 59,930 3,558,170 | 50,090 4,058,780 | 47,120 3,298,405 | 42,540 3,571,370 | 43,600 3,500,200 | 27,660 2,554,640 | 44,080 3,608,330 | 47,200 4,180,990 | |
| | 福岡 | 720 77,440 | 240 26,400 | 160 12,320 | | | | | | | | | | 320 38,720 | |
| | 長崎 | 1,030 88,660 | | 600 58,300 | 350 24,200 | | | | | | | | | 80 6,160 | |
| | 熊本 | 540 43,120 | 100 4,400 | | | | | | | | | | 200 15,400 | 240 23,320 | |
| | 鹿児島 | 275,830 15,881,250 | 24,040 1,147,410 | 27,640 1,302,290 | 85,390 5,765,760 | 25,580 995,500 | 27,480 1,041,700 | 1,600 67,100 | 600 13,200 | 1,500 96,800 | 700 56,100 | | 2,520 147,180 | 78,780 5,248,210 | |
| | 沖縄 | 89,540 4,371,070 | 4,940 160,380 | 8,200 345,400 | 30,000 1,802,790 | 15,840 590,920 | 5,100 144,320 | 1,000 33,000 | 200 4,400 | | | | 2,880 165,220 | 21,380 1,124,640 | |
| | コロンビア | 240 5,280 | | | 240 5,280 | | | | | | | | | | |
| | 中国 | 50,400 2,962,850 | 400 4,400 | 200 2,200 | 600 19,800 | 100 6,050 | 200 1,100 | | | | 43,400 2,767,600 | 1,000 41,800 | 500 25,300 | 2,600 72,600 | 1,400 22,000 |
| | ベトナム | 1,209,219 56,239,773 | 42,410 1,802,350 | 53,260 2,200,792 | 138,843 6,826,710 | 78,880 3,327,830 | 86,590 3,341,580 | 87,310 4,002,240 | 119,310 5,353,161 | 191,540 9,339,121 | 142,050 7,137,504 | 84,840 3,976,555 | 84,060 3,896,893 | 100,126 5,035,037 | |
| | マレーシア | 110,510 7,711,220 | 5,100 302,610 | 5,600 396,550 | 16,520 1,245,750 | 10,500 594,880 | 5,900 339,900 | 9,000 686,400 | 5,890 366,300 | 11,800 849,200 | 8,800 653,950 | 10,040 773,410 | 7,720 529,320 | 13,640 972,950 | |
| | 計 | 2,810,349 167,463,358 | 118,230 6,509,415 | 134,660 7,570,002 | 336,393 21,213,885 | 205,010 10,600,920 | 200,530 9,232,960 | 193,640 11,998,140 | 229,700 12,449,536 | 445,460 28,552,546 | 280,340 17,418,764 | 173,580 11,078,430 | 200,720 12,111,088 | 292,086 18,727,672 | |
| 平均単価 | 60 | 55 | 56 | 63 | 52 | 46 | 62 | 54 | 64 | 62 | 64 | 60 | 64 | | |

品目別産地別月別取扱高(切花)

令和3年1月～令和3年12月

上段 = 数量、下段 = 金額
 単位：数量 = 本、金額 = 円

| 品目名 | 産地名 | 合計 | 1月 | 2月 | 3月 | 4月 | 5月 | 6月 | 7月 | 8月 | 9月 | 10月 | 11月 | 12月 |
|-----|-----------------|-------------------------|---------------------|----------------------|-----------------------|----------------------|----------------------|---------------------|----------------------|-----------------------|-----------------------|----------------------|---------------------|-----------------------|
| 小菊 | 秋田 | 1,879,270 92,391,244 | 400 8,250 | | | | 7,160 217,800 | 49,350 2,756,875 | 238,560 9,431,004 | 759,410 37,756,268 | 607,960 31,172,427 | 177,790 9,480,185 | 24,280 1,063,480 | 14,360 504,955 |
| | 岩手 | 25,440 1,494,790 | | | | | | 100 7,700 | 7,350 370,975 | 2,350 112,585 | 4,000 210,650 | 9,840 667,480 | 1,800 125,400 | |
| | 宮城 | 4,700 262,570 | | | | 400 15,400 | | | 1,360 82,390 | 1,940 107,030 | | 1,000 57,750 | | |
| | 山形 | 10,840 626,780 | | | | | | | 100 5,500 | 880 51,920 | 2,180 130,130 | 360 21,340 | 5,120 310,640 | 2,200 107,250 |
| | 福島 | 147,430 8,450,860 | | | | | 700 22,000 | 41,270 2,423,080 | 58,830 3,203,530 | 27,660 1,727,880 | 12,790 677,985 | 4,980 329,285 | 1,200 67,100 | |
| | 茨城 | 92,760 5,642,725 | | | | | 24,080 1,305,700 | 23,120 1,508,815 | 19,460 1,159,565 | 2,450 136,125 | 3,600 180,675 | 16,530 1,132,065 | 3,070 201,630 | 450 18,150 |
| | 栃木 | 700 41,250 | | | | | | | 500 28,600 | | 100 6,050 | 100 6,600 | | |
| | 群馬 | 1,300 70,400 | | | | | 100 4,400 | | 1,200 66,000 | | | | | |
| | 埼玉 | 2,300 145,090 | | | | | | | 2,300 145,090 | | | | | |
| | 千葉 | 100 6,600 | | | | | | | | | | 100 6,600 | | |
| | 長野 | 220 8,910 | | | | | | | | | 220 8,910 | | | |
| | 岐阜 | 1,500 97,350 | | | | | | | 1,400 91,850 | 100 5,500 | | | | |
| | 静岡 | 50,190 2,915,385 | | 700 31,900 | | 1,300 57,200 | 18,900 996,270 | 8,520 541,090 | 6,900 413,050 | 900 43,450 | 600 35,200 | 7,670 532,125 | 4,600 260,700 | 100 4,400 |
| | 愛知 | 4,070 181,555 | | | | | 1,040 53,240 | 860 34,210 | 1,010 36,685 | 260 11,220 | 200 8,800 | 700 37,400 | | |
| | 大阪 | 200 11,000 | | | | | | | 200 11,000 | | | | | |
| | 奈良 | 1,570 92,180 | | | | | | 800 44,000 | 170 7,480 | | | 200 14,300 | 400 26,400 | |
| | 福岡 | 100 6,050 | | | | | | | 100 6,050 | | | | | |
| | 長崎 | 2,160 125,510 | | | | | | | 1,920 112,310 | 240 13,200 | | | | |
| | 大分 | 1,900 124,850 | | | | | | | 1,900 124,850 | | | | | |
| | 沖縄 | 1,850,320 86,165,530 | 97,300 4,348,135 | 129,900 5,906,780 | 739,500 36,043,920 | 209,830 8,463,565 | 124,320 4,316,620 | 56,070 2,687,190 | 2,200 94,600 | 28,200 1,515,800 | | | 93,700 4,826,800 | 369,300 17,962,120 |
| 中国 | 8,000 23,980 | | | | | | | | | | | | | 8,000 23,980 |

品目別産地別月別取扱高(切花)

令和3年1月～令和3年12月

上段 = 数量、下段 = 金額
単位：数量 = 本、金額 = 円

| 品目名 | 産地名 | 合計 | 1月 | 2月 | 3月 | 4月 | 5月 | 6月 | 7月 | 8月 | 9月 | 10月 | 11月 | 12月 | |
|---------|-------|--------------------------|---------------------|----------------------|-----------------------|----------------------|----------------------|-----------------------|-----------------------|-----------------------|-----------------------|-----------------------|----------------------|-----------------------|---------------|
| 小菊 | 計 | 4,085,070 198,884,609 | 97,700 4,356,385 | 130,600 5,938,680 | 739,500 36,043,920 | 211,530 8,536,165 | 176,300 6,916,030 | 183,790 10,239,900 | 341,860 15,159,089 | 824,290 41,475,478 | 631,650 32,430,827 | 219,270 12,285,130 | 134,170 6,882,150 | 394,410 18,620,855 | |
| | 平均単価 | 49 | 45 | 45 | 49 | 40 | 39 | 56 | 44 | 50 | 51 | 56 | 51 | 47 | |
| カーネーション | 北海道 | 12,325 1,048,025 | | | | | | 200 20,625 | 5,425 410,025 | 4,350 424,050 | 350 34,100 | 2,000 159,225 | | | |
| | 宮城 | 24,940 1,052,566 | 1,250 57,200 | 100 4,400 | 1,715 128,893 | 850 56,045 | 12,625 398,614 | 3,800 169,264 | 2,650 108,075 | | | | 300 15,400 | 1,650 114,675 | |
| | 茨城 | 1,800 169,675 | 340 28,930 | 230 18,975 | 440 42,350 | 230 25,850 | | 50 3,850 | | | | | 60 4,620 | 450 45,100 | |
| | 栃木 | 171,921 11,356,853 | 15,700 767,525 | 20,300 1,118,700 | 33,500 2,752,915 | 27,450 1,976,700 | 31,150 1,687,125 | 3,200 106,701 | | | | 4,300 289,300 | 15,325 1,097,250 | 20,996 1,560,637 | |
| | 群馬 | 750 75,625 | | | 50 5,500 | | 100 19,250 | 600 50,875 | | | | | | | |
| | 千葉 | 23,115 2,368,949 | 580 46,255 | 4,000 303,303 | 4,780 489,566 | 6,470 632,214 | 3,895 558,250 | 990 83,215 | | | | | 270 36,520 | 2,130 219,626 | |
| | 新潟 | 500 35,750 | | | | | | | 250 19,250 | 250 16,500 | | | | | |
| | 長野 | 45,885 3,926,479 | 375 21,780 | | 350 23,650 | 100 7,150 | 50 3,300 | 16,300 1,461,076 | 12,580 955,735 | 9,625 867,488 | 4,905 452,100 | 850 74,250 | 650 52,800 | 100 7,150 | |
| | 岐阜 | 750 61,325 | | | | | | 750 61,325 | | | | | | | |
| | 静岡 | 6,899 611,248 | 1,100 78,650 | 400 25,300 | 2,300 219,450 | 400 40,425 | 849 78,023 | 450 36,300 | | 50 4,400 | | 50 3,300 | 300 24,200 | 1,000 101,200 | |
| | 愛知 | 73,610 7,100,971 | 4,750 410,850 | 10,860 885,060 | 18,950 1,868,185 | 18,300 1,814,863 | 14,450 1,682,395 | 2,500 199,486 | | | | 1,950 69,355 | 100 8,250 | 1,750 162,527 | |
| | 兵庫 | 1,600 161,426 | 250 22,825 | 50 2,200 | 150 15,126 | 600 72,875 | | 300 23,925 | | | | | | 250 24,475 | |
| | 香川 | 1,725 190,575 | 100 9,075 | 100 7,425 | 400 40,975 | 400 53,075 | 150 23,375 | 100 7,425 | | | | | | 175 16,225 | 300 33,000 |
| | 福岡 | 1,600 172,150 | 200 13,200 | 100 7,150 | 100 9,350 | 600 65,450 | 400 59,400 | | | | | | | 100 7,700 | 100 9,900 |
| | 佐賀 | 50 12,650 | | | | | | | | | | | | | 50 12,650 |
| | 長崎 | 3,450 271,756 | 600 34,760 | -100 -6,380 | 200 19,250 | 700 52,250 | 700 66,550 | 1,200 92,950 | | | | | | | 150 12,376 |
| | 熊本 | 400 15,950 | 400 15,950 | | | | | | | | | | | | |
| | コロンビア | 757,635 43,569,375 | 29,460 1,458,699 | 34,042 1,620,383 | 68,528 3,873,140 | 41,070 2,297,790 | 44,603 2,316,491 | 41,172 2,324,252 | 57,872 3,028,496 | 114,438 6,891,418 | 87,296 5,376,049 | 79,784 4,778,455 | 74,319 4,517,190 | 85,051 5,087,012 | |
| | 中国 | 74,400 2,247,740 | 600 12,100 | 1,400 29,700 | 3,600 135,300 | 5,560 180,510 | 6,240 124,630 | 2,900 105,050 | 12,500 392,150 | 20,300 644,050 | 2,800 84,150 | 1,800 57,750 | 4,800 153,450 | 11,900 328,900 | |

品目別産地別月別取扱高(切花)

令和3年1月～令和3年12月

上段 = 数量、下段 = 金額
単位：数量 = 本、金額 = 円

| 品目名 | 産地名 | 合計 | 1月 | 2月 | 3月 | 4月 | 5月 | 6月 | 7月 | 8月 | 9月 | 10月 | 11月 | 12月 | |
|---------|-------------|-------------------------|---------------------|---------------------|----------------------|----------------------|----------------------|---------------------|---------------------|----------------------|---------------------|---------------------|---------------------|----------------------|-----------------|
| カーネーション | オランダ | 40 11,000 | | | | | 40 11,000 | | | | | | | | |
| | シガポール | 450 34,650 | | | | | 100 8,800 | | | | | 150 9,625 | | 200 16,225 | |
| | ベトナム | 1,990 103,840 | | | | | | | 400 18,040 | 1,470 77,880 | | 120 7,920 | | | |
| | マレーシア | 690 50,435 | | | | 50 7,150 | 250 14,300 | | | | 100 7,700 | 150 10,725 | | 140 10,560 | |
| | インド | 1,180 84,029 | | 60 1,980 | 50 3,575 | | 180 15,840 | | | | 170 12,210 | 360 21,714 | | 360 28,710 | |
| | ケニア | 5,905 427,020 | | | 1,596 111,980 | 425 26,950 | 1,300 100,650 | 200 16,225 | 100 7,425 | 1,200 88,825 | 140 11,550 | 444 27,995 | 200 11,770 | 300 23,650 | |
| | エクアドル | 2,520 160,930 | 50 3,575 | | 110 10,395 | 50 3,300 | 100 5,225 | 200 14,575 | 600 25,575 | 50 3,300 | 610 45,485 | 300 19,800 | 150 12,100 | 300 17,600 | |
| | 計 | 1,216,130 75,320,992 | 55,755 2,981,374 | 71,542 4,018,196 | 136,819 9,749,600 | 103,255 7,312,597 | 117,182 7,173,218 | 74,912 4,777,119 | 92,377 4,964,771 | 151,833 9,025,611 | 96,271 6,015,644 | 92,258 5,529,414 | 96,749 5,957,475 | 127,177 7,815,973 | |
| | 平均単価 | 62 | 53 | 56 | 71 | 71 | 61 | 64 | 54 | 59 | 62 | 60 | 62 | 61 | |
| | スプレーカーネーション | 秋田 | 10,075 525,251 | | | 100 7,150 | 1,200 80,850 | 1,275 84,563 | 2,300 130,900 | 2,400 71,500 | 1,000 30,800 | | 100 3,300 | 500 35,750 | 1,200 80,438 |
| 北海道 | | 137,232 11,810,298 | | | 400 37,400 | | 700 129,800 | 23,075 1,889,663 | 25,320 1,925,688 | 34,467 3,062,022 | 25,725 2,274,746 | 20,475 1,852,951 | 6,770 613,278 | 300 24,750 | |
| 岩手 | | 500 24,200 | | | | | | | | | 300 14,300 | | | 200 9,900 | |
| 宮城 | | 36,700 1,800,897 | 3,000 127,050 | 9,685 449,681 | 1,200 88,275 | 800 38,500 | 7,515 329,808 | 10,175 566,830 | 3,550 153,864 | | | | 475 23,789 | 300 23,100 | |
| 福島 | | 230 17,710 | | | | | 80 6,160 | 100 7,150 | | | | | 50 4,400 | | |
| 茨城 | | 5,100 472,725 | 850 45,375 | 300 20,625 | 2,050 198,000 | 400 50,050 | 650 83,600 | 50 4,400 | | | | | | 300 22,000 | 500 48,675 |
| 栃木 | | 315,225 22,284,462 | 27,150 1,386,000 | 39,600 2,290,475 | 75,100 6,230,180 | 52,050 3,780,343 | 46,275 2,858,900 | 4,000 118,800 | | | | 3,600 250,800 | 22,400 1,795,614 | 45,050 3,573,350 | |
| 群馬 | | 100 9,900 | | | | | | | | | | | | 100 9,900 | |
| 千葉 | | 9,275 785,263 | 450 29,700 | 1,750 119,900 | 2,325 203,913 | 1,900 161,150 | 1,750 178,475 | 100 8,800 | | | | 100 4,400 | 200 15,675 | 700 63,250 | |
| 新潟 | | 200 13,200 | | | | | | 200 13,200 | | | | | | | |
| 長野 | | 96,785 7,549,032 | 4,750 245,850 | 5,350 304,315 | 3,700 321,200 | 5,375 435,325 | 1,950 188,925 | 15,005 1,284,443 | 10,930 815,458 | 15,450 1,256,201 | 14,575 1,161,766 | 11,150 825,856 | 5,650 448,168 | 2,900 261,525 | |
| 静岡 | | 2,060 205,920 | 100 6,050 | 100 8,800 | 350 34,375 | 860 101,420 | 100 5,500 | | | | | | | 100 7,150 | 450 42,625 |

品目別産地別月別取扱高(切花)

令和3年1月～令和3年12月

上段 = 数量、下段 = 金額
単位：数量 = 本、金額 = 円

| 品目名 | 産地名 | 合計 | 1月 | 2月 | 3月 | 4月 | 5月 | 6月 | 7月 | 8月 | 9月 | 10月 | 11月 | 12月 | |
|-------------|--------|-------------------------|----------------------|---------------------|-----------------------|----------------------|----------------------|---------------------|---------------------|----------------------|----------------------|---------------------|---------------------|----------------------|------------------|
| スプレーカーネーション | 愛知 | 9,750 759,825 | 750 34,375 | 300 19,800 | 3,400 302,775 | 2,050 180,400 | 800 49,225 | 150 9,350 | | | | 500 24,200 | 350 24,750 | 1,450 114,950 | |
| | 和歌山 | 500 23,100 | 200 6,600 | | 100 9,900 | | 200 6,600 | | | | | | | | |
| | 香川 | 950 82,500 | | 100 7,700 | | 300 31,625 | 50 5,500 | 250 16,500 | 100 8,250 | | | | 50 4,675 | 100 8,250 | |
| | 福岡 | 26,450 2,067,450 | 3,100 195,800 | 3,600 249,425 | 6,200 595,925 | 5,650 470,525 | 3,400 318,450 | 500 25,300 | 850 44,825 | 100 4,950 | | 200 11,000 | 1,350 74,525 | 1,500 76,725 | |
| | 長崎 | 44,100 3,849,671 | 2,600 120,175 | 2,000 95,480 | 24,050 2,000,625 | 5,100 517,000 | 7,200 877,250 | 200 14,850 | | | | 200 6,600 | 1,100 66,990 | 1,650 150,701 | |
| | 熊本 | 100 13,750 | | | | | 100 13,750 | | | | | | | | |
| | コロンビア | 394,419 19,825,559 | 16,654 811,415 | 17,280 840,125 | 40,355 2,150,258 | 28,080 1,407,890 | 23,570 1,066,835 | 17,980 919,215 | 36,520 1,750,925 | 57,056 3,012,559 | 48,178 2,525,842 | 32,170 1,519,485 | 34,269 1,705,985 | 42,307 2,115,025 | |
| | 中国 | 78,750 2,805,033 | 2,200 77,000 | 1,200 40,700 | 10,100 390,830 | 5,550 200,453 | 10,100 177,870 | 3,500 114,950 | 1,200 47,850 | 11,300 456,170 | 16,700 674,630 | 5,400 180,730 | 3,200 114,950 | 8,300 328,900 | |
| | シンガポール | 100 7,700 | | | | | | | | | | | | 100 7,700 | |
| | ベトナム | 42,260 1,030,150 | 300 3,300 | 1,800 38,500 | 5,200 210,100 | 6,300 151,250 | 5,000 52,800 | 4,600 121,550 | 4,500 97,350 | 5,900 123,750 | 4,140 116,050 | 2,520 58,740 | 1,100 30,360 | 900 26,400 | |
| | マレーシア | 250 15,125 | 50 2,475 | | | | 100 5,500 | | | | | | | 100 7,150 | |
| | インド | 120 7,920 | | | | | | | | | | 60 3,300 | 60 4,620 | | |
| | ケニア | 1,050 64,185 | | 50 3,300 | | | | | | | | 300 14,850 | 250 13,310 | 450 32,725 | |
| | エクアドル | 6,850 352,605 | 200 7,700 | 550 28,105 | 1,100 62,700 | | | 200 13,200 | 50 2,200 | 100 7,700 | 600 25,850 | 300 14,300 | 400 22,000 | 3,350 168,850 | |
| | 計 | 1,219,131 76,403,431 | 62,354 3,098,865 | 83,665 4,516,931 | 175,730 12,843,606 | 115,615 7,606,781 | 110,815 6,439,511 | 82,385 5,259,101 | 85,420 4,917,910 | 125,373 7,954,152 | 110,278 6,796,484 | 77,015 4,767,212 | 78,574 5,027,989 | 111,907 7,174,889 | |
| | 平均単価 | 63 | 50 | 54 | 73 | 66 | 58 | 64 | 58 | 63 | 62 | 62 | 64 | 64 | |
| | バラ | 秋田 | 87,270 8,264,333 | | | | 2,290 257,565 | 10,120 1,129,700 | 11,950 1,021,515 | 13,170 1,012,275 | 11,440 785,895 | 12,440 1,024,815 | 12,180 1,235,333 | 8,730 1,094,885 | 4,950 702,350 |
| | | 青森 | 930 131,285 | | | | | 90 15,180 | | 360 39,600 | 190 27,775 | 150 25,465 | 40 5,280 | 100 17,985 | |
| | | 宮城 | 147,054 9,163,336 | 6,590 409,475 | 4,290 296,230 | 8,260 920,480 | 15,840 966,680 | 23,070 1,325,940 | 23,469 1,028,176 | 12,820 627,000 | 10,137 498,520 | 11,600 730,950 | 10,200 644,347 | 13,629 1,002,331 | 7,149 713,207 |
| | | 山形 | 28,946 3,095,500 | 130 13,475 | 290 22,880 | 2,060 307,615 | 3,066 213,692 | 1,680 229,048 | 1,440 115,170 | 1,950 178,255 | 3,555 301,015 | 5,100 605,385 | 5,675 587,070 | 2,960 365,255 | 1,040 156,640 |
| 茨城 | | 7,205 533,170 | 220 17,600 | 560 42,350 | 1,215 142,450 | 1,665 90,915 | 600 45,540 | 955 50,765 | 170 15,510 | | 330 22,660 | 520 32,340 | 370 13,585 | 600 59,455 | |

品目別産地別月別取扱高(切花)

令和3年1月～令和3年12月

上段 = 数量、下段 = 金額
単位：数量 = 本、金額 = 円

| 品目名 | 産地名 | 合計 | 1月 | 2月 | 3月 | 4月 | 5月 | 6月 | 7月 | 8月 | 9月 | 10月 | 11月 | 12月 |
|------|--------------|-----------------------|-------------------|---------------------|---------------------|---------------------|------------------|---------------|-----------------|------------------|------------------|------------------|-------------------|------------------|
| バラ | 栃木 | 69,028 5,925,324 | 3,991 280,489 | 4,380 382,965 | 8,848 1,164,592 | 11,185 711,755 | 6,914 422,565 | 920 63,085 | 1,040 70,345 | 2,265 165,248 | 1,948 180,026 | 8,371 589,754 | 11,166 914,218 | 8,000 980,282 |
| | 群馬 | 8,820 1,095,930 | 390 42,680 | 740 92,290 | 1,230 199,100 | 1,230 83,600 | 640 80,300 | 560 | 370 | 260 | 675 | 880 | 520 | 1,325 |
| | 埼玉 | 870 108,955 | 30 3,960 | 90 10,890 | 30 2,640 | 120 14,025 | | | | 40 | | 190 | 230 | 140 |
| | 千葉 | 1,670 176,770 | 190 21,395 | 140 11,770 | 210 30,250 | | 390 | 90 | | | | | 240 | 190 |
| | 東京 | 1,999 154,638 | 60 6,105 | 210 23,100 | 40 6,820 | 800 36,300 | 360 | 149 | 50 | | | 70 | 170 | 60 |
| | 神奈川 | 2,970 363,330 | 40 5,500 | 260 29,535 | 750 117,810 | 100 16,005 | 320 | 320 | 200 | | | 40 | 410 | 270 |
| | 新潟 | 340 27,940 | | | | | 120 | 15,840 | | | 100 | 80 | 40 | |
| | 山梨 | 360 47,575 | | 80 | 110 | | | | 30 | | | 80 | 60 | |
| | 長野 | 2,135 162,690 | | | | | 920 | 90 | 170 | | 40 | 200 | 470 | 220 |
| | 岐阜 | 90 12,595 | 20 1,980 | | 50 | 6,875 | | | | | | | 20 | |
| | 静岡 | 40,573 5,283,905 | 2,330 237,050 | 2,529 262,108 | 12,380 2,139,335 | 3,309 288,552 | 2,410 | 1,660 | 1,060 | 920 | 2,670 | 2,885 | 3,650 | 4,770 |
| | 愛知 | 104,246 10,983,550 | 10,065 948,008 | 10,780 1,343,430 | 14,880 2,481,435 | 12,935 1,228,601 | 5,183 | 8,420 | 10,370 | 5,560 | 7,230 | 7,378 | 4,830 | 6,615 |
| | 滋賀 | 54,839 8,067,085 | 3,255 447,480 | 4,100 660,881 | 5,530 1,033,863 | 5,120 742,968 | 4,544 | 4,850 | 5,345 | 4,790 | 4,870 | 4,535 | 3,650 | 4,250 |
| | 兵庫 | 50 1,650 | 50 1,650 | | | | | | | | | | | |
| | 奈良 | 2,210 318,120 | 190 21,120 | 475 79,640 | 390 70,730 | 310 34,595 | 340 | 50 | 50 | | 180 | 50 | 85 | 90 |
| | 岡山 | 5,648 826,826 | 180 21,230 | 405 65,835 | 1,040 191,565 | 220 25,960 | 180 | 250 | 150 | 705 | 490 | 570 | 200 | 1,258 |
| | 愛媛 | 275 36,399 | | 100 | 30 | | | 48 | | | 25 | 30 | | 42 |
| | 佐賀 | 130 16,390 | | | 40 | 40 | | | | | | | | 50 |
| | 宮崎 | 100 4,950 | | | | | | | | | | | | 9,350 |
| | コロンビア | 310 8,470 | | | 150 | 160 | | | | | | | | |
| オランダ | 40 21,120 | | 40 | 21,120 | | | | | | | | | | |

品目別産地別月別取扱高(切花)

令和3年1月～令和3年12月

上段 = 数量、下段 = 金額
単位：数量 = 本、金額 = 円

| 品目名 | 産地名 | 合計 | 1月 | 2月 | 3月 | 4月 | 5月 | 6月 | 7月 | 8月 | 9月 | 10月 | 11月 | 12月 |
|--------|------------|-----------|-----------|------------|-----------|-----------|-----------|-----------|-----------|-----------|-----------|-----------|-----------|---------|
| バラ | | 180 | 30 | | 50 | | | | | | 40 | | | 60 |
| | 韓国 | 19,745 | 2,970 | | 6,160 | | | | | | 2,200 | | | 8,415 |
| | ベトナム | 960 | | 200 | 160 | 600 | | | | | | | | |
| | | 56,320 | | 11,000 | 12,760 | 32,560 | | | | | | | | |
| | マレーシア | 40 | | | | | | | | | 40 | | | |
| | | 6,600 | | | | | | | | | 6,600 | | | |
| | インド | 470 | | | | | | | | | | | | 470 |
| | | 28,930 | | | | | | | | | | | | 28,930 |
| | ケニア | 24,075 | 1,106 | 680 | 3,856 | 980 | 4,520 | 270 | | | 1,460 | 1,390 | 3,180 | 6,633 |
| | | 1,754,151 | 58,762 | 44,440 | 350,273 | 60,830 | 337,645 | 15,070 | | | 124,278 | 49,170 | 150,315 | 563,368 |
| エクアドル | 32,494 | 3,500 | 7,674 | 12,310 | 1,340 | 570 | | | 50 | 100 | 1,110 | 1,750 | 4,090 | |
| | 2,488,134 | 204,710 | 501,358 | 1,110,450 | 70,565 | 80,410 | | | 7,260 | 10,362 | 96,085 | 134,200 | 272,734 | |
| 計 | 626,327 | 32,367 | 38,023 | 73,619 | 62,230 | 62,141 | 55,601 | 47,195 | 39,962 | 50,008 | 57,454 | 55,610 | 52,117 | |
| | 59,185,716 | 2,745,639 | 3,925,912 | 10,326,113 | 4,946,778 | 5,381,668 | 3,669,089 | 3,244,615 | 2,856,288 | 4,558,521 | 5,079,729 | 5,736,437 | 6,714,927 | |
| 平均単価 | 94 | 85 | 103 | 140 | 79 | 87 | 66 | 69 | 71 | 91 | 88 | 103 | 129 | |
| スプレーバラ | 宮城 | 13,200 | 290 | 310 | 820 | 2,110 | 1,860 | 1,320 | 1,010 | 1,490 | 1,540 | 1,590 | 690 | 170 |
| | | 1,054,570 | 22,000 | 31,680 | 110,990 | 172,700 | 132,220 | 73,645 | 54,120 | 95,755 | 138,435 | 130,460 | 68,255 | 24,310 |
| | 山形 | 1,780 | 30 | | 30 | 80 | 200 | 210 | 160 | 320 | 160 | 210 | 100 | 280 |
| | | 215,985 | 3,960 | | 6,105 | 6,985 | 24,255 | 15,620 | 18,040 | 29,040 | 24,805 | 24,310 | 10,010 | 52,855 |
| | 茨城 | 4,510 | 50 | 150 | 380 | 320 | 695 | 510 | 420 | 170 | 730 | 370 | 395 | 320 |
| | | 572,990 | 5,500 | 15,015 | 65,615 | 37,290 | 104,390 | 46,915 | 43,340 | 17,160 | 82,225 | 40,205 | 48,565 | 66,770 |
| | 栃木 | 24,278 | 1,264 | 1,699 | 3,849 | 1,793 | 1,250 | 1,620 | 1,000 | 2,050 | 2,653 | 1,787 | 2,945 | 2,368 |
| | | 2,975,353 | 146,812 | 191,180 | 566,137 | 196,031 | 157,080 | 131,065 | 92,840 | 187,330 | 343,090 | 222,745 | 369,144 | 371,899 |
| | 群馬 | 1,030 | 20 | 90 | 140 | 240 | 50 | 190 | 30 | | | 100 | 170 | |
| | | 148,940 | 2,640 | 15,950 | 26,400 | 27,610 | 6,600 | 25,520 | 3,300 | | | 13,255 | 27,665 | |
| | 埼玉 | 80 | | 20 | | | 60 | | | | | | | |
| | | 15,180 | | 3,300 | | | 11,880 | | | | | | | |
| | 千葉 | 80 | | 40 | | | | | 40 | | | | | |
| | | 6,600 | | 2,200 | | | | | 4,400 | | | | | |
| | 東京 | 149 | 100 | | | | | | | | | | | 49 |
| | | 14,740 | 9,350 | | | | | | | | | | | 5,390 |
| | 神奈川 | 400 | | 90 | 100 | | 100 | | | 40 | | | 30 | 40 |
| | | 50,160 | | 6,490 | 14,080 | | 17,490 | | | 4,400 | | | 3,300 | 4,400 |
| 新潟 | 100 | | | | | 50 | | | | | 50 | | | |
| | 7,150 | | | | | 2,750 | | | | | 4,400 | | | |
| 山梨 | 1,650 | 10 | | 170 | | 725 | 190 | | | 30 | 160 | 155 | 130 | 80 |
| | 136,180 | -2,255 | | 21,835 | | 49,610 | 12,870 | | | 2,970 | 18,810 | 14,135 | 11,165 | 7,040 |
| 静岡 | 46,590 | 2,050 | 1,890 | 8,960 | 3,640 | 3,370 | 5,260 | 3,330 | 2,240 | 4,040 | 3,960 | 4,120 | 3,730 | |
| | 5,957,490 | 204,490 | 253,055 | 1,559,690 | 369,985 | 468,765 | 423,665 | 247,940 | 226,050 | 519,750 | 499,565 | 622,160 | 562,375 | |
| 愛知 | 171,423 | 13,095 | 12,945 | 15,860 | 19,070 | 16,734 | 18,770 | 19,579 | 15,510 | 9,740 | 9,805 | 8,075 | 12,240 | |
| | 14,910,506 | 954,195 | 1,110,395 | 2,157,953 | 1,556,610 | 1,585,914 | 1,288,320 | 1,083,709 | 890,395 | 914,375 | 997,645 | 990,825 | 1,380,170 | |

品目別産地別月別取扱高(切花)

令和3年1月～令和3年12月

上段 = 数量、下段 = 金額
単位：数量 = 本、金額 = 円

| 品目名 | 産地名 | 合計 | 1月 | 2月 | 3月 | 4月 | 5月 | 6月 | 7月 | 8月 | 9月 | 10月 | 11月 | 12月 |
|--------|-------|-----------------------|-----------------------|---------------------|-----------------------|---------------------|---------------------|---------------------|---------------------|---------------------|---------------------|---------------------|---------------------|---------------------|
| スプレーバラ | 滋賀 | 6,830 902,138 | 605 64,185 | 640 85,608 | 935 174,570 | 630 90,420 | 430 47,080 | 1,075 128,535 | 1,045 95,645 | 65 7,150 | 30 3,300 | 410 56,320 | 440 73,590 | 525 75,735 |
| | 愛媛 | 1,415 191,950 | 30 3,300 | 55 8,085 | 225 35,420 | 220 16,720 | 135 31,790 | 70 6,050 | 105 15,675 | | 145 20,350 | 80 6,050 | 90 11,330 | 260 37,180 |
| | 福岡 | 57 20,702 | | | | 27 4,752 | | | | | | 30 15,950 | | |
| | 佐賀 | 310 42,570 | | | 70 10,560 | 40 3,960 | 80 13,200 | 50 2,750 | | | | | 30 3,300 | 40 8,800 |
| | コロンビア | 270 31,845 | | | 90 10,230 | | | | | | | | 30 2,805 | 150 18,810 |
| | 韓国 | 11,035 1,110,258 | 40 3,740 | 350 30,250 | 2,435 241,808 | 500 46,420 | 430 46,860 | 200 17,600 | | 120 12,320 | 1,280 127,600 | 2,200 215,600 | 2,000 204,820 | 1,480 163,240 |
| | インド | 60 6,600 | | | 30 3,300 | | | | | | | | | 30 3,300 |
| | ケニア | 730 72,710 | 60 3,300 | 120 10,230 | 30 2,640 | | 360 36,300 | | | | 120 15,840 | | | 40 4,400 |
| | エクアドル | 1,070 101,090 | | | 630 52,470 | | | | | | | 300 29,700 | | 140 18,920 |
| | 計 | 287,047 28,545,707 | 17,644 1,421,217 | 18,399 1,763,438 | 34,754 5,059,803 | 28,670 2,529,483 | 26,529 2,736,184 | 29,505 2,176,955 | 26,719 1,659,009 | 21,995 1,468,170 | 20,648 2,212,980 | 21,027 2,269,240 | 19,255 2,448,034 | 21,902 2,801,194 |
| | 平均単価 | 99 | 81 | 96 | 146 | 88 | 103 | 74 | 62 | 67 | 107 | 108 | 127 | 128 |
| | 計 | 913,374 87,731,423 | 50,011 4,166,856 | 56,422 5,689,350 | 108,373 15,385,916 | 90,900 7,476,261 | 88,670 8,117,852 | 85,106 5,846,044 | 73,914 4,903,624 | 61,957 4,324,458 | 70,656 6,771,501 | 78,481 7,348,969 | 74,865 8,184,471 | 74,019 9,516,121 |
| | 平均単価 | 96 | 83 | 101 | 142 | 82 | 92 | 69 | 66 | 70 | 96 | 94 | 109 | 129 |
| | 鉄砲百合 | 秋田 | 161,450 17,667,485 | | | | | 100 17,600 | 8,100 841,445 | 60,980 4,992,515 | 53,930 6,000,280 | 32,670 4,924,755 | 5,090 786,170 | 310 52,580 |
| 岩手 | | 920 138,490 | | | 250 44,550 | | | | | 600 86,240 | | 70 7,700 | | |
| 宮城 | | 50 8,800 | | | | | | 50 8,800 | | | | | | |
| 山形 | | 100 19,800 | | | | | | 100 19,800 | | | | | | |
| 福島 | | 4,910 485,760 | | | | | | 1,500 110,880 | 2,550 256,080 | 860 118,800 | | | | |
| 栃木 | | 190 30,140 | | | | 100 13,750 | | | | 90 16,390 | | | | |
| 埼玉 | | 750 122,100 | | 80 11,440 | 90 15,510 | | | 100 11,000 | | | | 180 27,500 | 250 48,400 | 50 8,250 |
| 千葉 | | 1,350 243,925 | | | | 50 8,800 | 100 13,475 | | | 100 9,900 | | 50 9,350 | 650 138,600 | 400 63,800 |

品目別産地別月別取扱高(切花)

令和3年1月～令和3年12月

上段 = 数量、下段 = 金額
単位：数量 = 本、金額 = 円

| 品目名 | 産地名 | 合計 | 1月 | 2月 | 3月 | 4月 | 5月 | 6月 | 7月 | 8月 | 9月 | 10月 | 11月 | 12月 | |
|------|-------|-----------------------|---------------------|--------------------|---------------------|---------------------|--------------------|---------------------|---------------------|---------------------|---------------------|---------------------|---------------------|---------------------|---------------------|
| 鉄砲百合 | 長野 | 1,060 160,875 | | | | | | 400 61,600 | 10 3,850 | | | 550 78,650 | 100 16,775 | | |
| | 岐阜 | 2,450 422,455 | 50 4,180 | | 150 21,450 | 50 7,975 | 1,200 198,000 | 650 116,050 | | | 50 11,000 | 150 28,600 | 150 35,200 | | |
| | 愛知 | 37,030 6,719,131 | 4,150 595,870 | 3,600 633,600 | 7,250 1,358,170 | 3,900 677,656 | 4,930 929,995 | 2,830 402,160 | | | | 1,150 236,885 | 5,840 1,185,085 | 3,380 699,710 | |
| | 兵庫 | 3,300 608,960 | | | | | | | 700 116,600 | 2,200 411,510 | 350 72,600 | 50 8,250 | | | |
| | 和歌山 | 500 105,050 | | | | | | | | | | | 250 52,250 | 250 52,800 | |
| | 高知 | 13,550 2,453,385 | 150 28,050 | 340 67,980 | 470 84,700 | 450 82,225 | 1,180 209,220 | 3,840 506,110 | 1,100 197,120 | | | 330 49,720 | 2,780 520,520 | 2,560 629,640 | 350 78,100 |
| | 福岡 | 1,600 304,205 | | | | | 550 103,675 | 150 14,850 | | | 400 66,880 | | | | 500 118,800 |
| | 宮崎 | 5,717 914,612 | 790 124,905 | | 350 36,300 | 1,930 294,085 | 380 37,565 | 150 29,370 | | | | | 900 171,875 | 177 31,532 | 1,040 188,980 |
| | 鹿児島 | 74,900 11,005,797 | 3,550 303,710 | 5,290 560,175 | 30,900 4,588,870 | 3,920 497,145 | 1,050 141,240 | | | | | | | 400 49,390 | 29,790 4,865,267 |
| | 韓国 | 2,340 304,920 | | | | | | | | | | 300 33,000 | 120 17,160 | | 1,920 254,760 |
| | 計 | 312,167 41,715,890 | 8,690 1,056,715 | 9,310 1,273,195 | 39,460 6,149,550 | 10,400 1,581,636 | 9,490 1,650,770 | 16,370 2,011,185 | 64,290 5,420,965 | 59,870 6,847,280 | 34,560 5,209,875 | 11,090 1,892,660 | 10,687 2,239,452 | 37,950 6,382,607 | |
| | 平均単価 | 134 | 122 | 137 | 156 | 152 | 174 | 123 | 84 | 114 | 151 | 171 | 210 | 168 | |
| | スカシ百合 | 秋田 | 140 15,400 | | | | | | 140 15,400 | | | | | | |
| | | 岩手 | 30,820 2,339,810 | 350 27,500 | 110 10,010 | 1,950 151,910 | 2,230 171,050 | 6,550 425,150 | 2,660 210,980 | 2,200 125,950 | 5,950 413,050 | 1,800 182,050 | 1,120 65,010 | 2,400 226,655 | 3,500 330,495 |
| 宮城 | | 1,020 111,100 | | 180 18,150 | 590 66,550 | | | | | | | | 250 26,400 | | |
| 山形 | | 2,130 246,180 | 40 4,840 | | 140 18,700 | | | | | 700 81,400 | 350 48,290 | 300 40,150 | 50 7,150 | 550 45,650 | |
| 茨城 | | 50 6,600 | | | | | | | | | | | | 50 6,600 | |
| 栃木 | | 51,600 5,155,260 | 3,150 277,310 | 3,310 331,210 | 7,270 791,945 | 4,320 427,240 | 5,040 432,520 | 6,360 572,880 | 3,900 347,050 | 2,090 219,230 | 3,270 369,160 | 4,240 433,070 | 3,300 352,880 | 5,350 600,765 | |
| 群馬 | | 50 5,500 | | | | | | | | | | 50 5,500 | | | |
| 埼玉 | | 24,960 2,935,020 | 1,540 156,695 | 2,230 265,870 | 4,210 523,655 | 3,350 358,050 | 1,400 144,100 | 1,460 150,480 | 1,910 194,920 | 1,250 145,750 | 1,550 192,225 | 2,350 266,200 | 1,610 226,600 | 2,100 310,475 | |
| 千葉 | | 4,330 512,820 | 30 2,640 | 420 55,110 | 1,400 165,099 | 240 30,096 | 40 4,840 | | | | 140 14,960 | 100 12,980 | 30 3,300 | 1,930 223,795 | |

品目別産地別月別取扱高(切花)

令和3年1月～令和3年12月

上段 = 数量、下段 = 金額
単位：数量 = 本、金額 = 円

| 品目名 | 産地名 | 合計 | 1月 | 2月 | 3月 | 4月 | 5月 | 6月 | 7月 | 8月 | 9月 | 10月 | 11月 | 12月 | |
|-------|----------|-----------------------|--------------------|--------------------|---------------------|---------------------|---------------------|---------------------|---------------------|---------------------|---------------------|---------------------|---------------------|---------------------|------------------|
| スカシ百合 | 新潟 | 530 63,580 | | | | | | | 100 11,000 | 100 12,100 | 180 21,780 | 50 6,600 | 100 12,100 | | |
| | 岐阜 | 100 12,650 | | | | | | | | | | 50 5,500 | | 50 7,150 | |
| | 愛知 | 50 5,500 | | | | | | | 50 5,500 | | | | | | |
| | 大阪 | 100 10,450 | | 100 10,450 | | | | | | | | | | | |
| | 高知 | 100 12,650 | | | | | | | | | | | 100 12,650 | | |
| | 宮崎 | 100 12,540 | 40 3,960 | | | | | | | | | | | | 60 8,580 |
| | 計 | 116,080 11,445,060 | 5,150 472,945 | 6,350 690,800 | 15,560 1,717,859 | 10,140 986,436 | 13,030 1,006,610 | 10,620 949,740 | 8,160 684,420 | 10,230 886,490 | 7,200 819,005 | 8,210 829,510 | 7,840 867,735 | 13,590 1,533,510 | |
| | 平均単価 | 99 | 92 | 109 | 110 | 97 | 77 | 89 | 84 | 87 | 114 | 101 | 111 | 113 | |
| | オリエンタル百合 | 秋田 | 4,695 963,380 | 170 22,880 | | | | | | 180 28,380 | 1,020 189,695 | 630 109,450 | 155 33,770 | 190 34,650 | 2,350 544,555 |
| 北海道 | | 4,670 1,299,595 | | | | | | | 1,430 270,490 | 2,015 645,260 | 945 302,005 | 120 33,440 | 160 48,400 | | |
| 岩手 | | 147,391 34,087,075 | 5,415 1,290,135 | 6,270 1,033,285 | 8,538 2,078,505 | 11,825 2,574,990 | 16,885 3,221,460 | 16,240 3,215,520 | 16,585 2,932,380 | 15,810 4,374,150 | 14,340 3,830,200 | 14,008 3,478,255 | 10,860 2,789,160 | 10,615 3,269,035 | |
| 山形 | | 3,385 828,630 | | 50 4,785 | | | 20 5,500 | 40 9,900 | 255 65,835 | 130 33,110 | 410 95,920 | 230 61,270 | 1,600 388,960 | 650 163,350 | |
| 福島 | | 1,910 464,310 | 80 27,280 | | 210 74,580 | 60 16,500 | 60 15,400 | 190 40,920 | 340 57,860 | 60 21,450 | 30 6,600 | 60 14,300 | 670 148,720 | 150 40,700 | |
| 茨城 | | 30 6,600 | 30 6,600 | | | | | | | | | | | | |
| 栃木 | | 19,240 6,103,746 | 1,645 595,298 | 2,025 688,116 | 2,650 953,425 | 1,510 492,195 | 1,350 374,627 | 1,465 412,170 | 1,465 317,515 | 1,520 441,430 | 1,645 500,225 | 1,170 344,575 | 1,250 434,940 | 1,545 549,230 | |
| 埼玉 | | 20,763 3,642,375 | 1,970 323,235 | 1,285 179,190 | 3,275 686,565 | 2,963 488,730 | 870 121,660 | 2,020 289,740 | 160 26,400 | 1,450 240,680 | 1,435 249,590 | 920 144,320 | 2,180 406,560 | 2,235 485,705 | |
| 千葉 | | 1,985 816,860 | 465 192,170 | 685 283,580 | 395 166,210 | 270 111,650 | 15 4,620 | | | 40 12,100 | 20 7,700 | 35 11,550 | 20 7,480 | 40 19,800 | |
| 新潟 | | 1,710 800,140 | 160 67,100 | | 40 16,060 | 80 33,440 | 60 26,400 | 70 30,250 | 70 28,050 | 350 161,150 | 310 149,270 | 280 131,120 | 170 94,050 | 120 63,250 | |
| 長野 | | 10 5,500 | | | | | | | 10 5,500 | | | | | | |
| 岐阜 | | 220 85,580 | 20 8,580 | 40 16,280 | | | 20 7,700 | | | | 140 53,020 | | | | |
| 静岡 | | 640 206,305 | 320 115,170 | 200 58,135 | 40 11,000 | 20 5,500 | 60 16,500 | | | | | | | | |

品目別産地別月別取扱高(切花)

令和3年1月～令和3年12月

上段 = 数量、下段 = 金額
単位：数量 = 本、金額 = 円

| 品目名 | 産地名 | 合計 | 1月 | 2月 | 3月 | 4月 | 5月 | 6月 | 7月 | 8月 | 9月 | 10月 | 11月 | 12月 | |
|----------|-------|-----------------------|---------------------|---------------------|---------------------|---------------------|---------------------|---------------------|---------------------|---------------------|---------------------|---------------------|---------------------|---------------------|--|
| オリエンタル百合 | 愛知 | 1,860 498,520 | 680 181,720 | 240 66,440 | 140 41,140 | 160 42,020 | 380 90,200 | | | | | | 80 25,300 | 180 51,700 | |
| | 島根 | 100 33,660 | 20 7,260 | | 20 6,600 | | | | | | | | 60 19,800 | | |
| | 高知 | 8,480 3,000,690 | 695 305,635 | 1,550 562,760 | 1,970 743,380 | 1,355 544,280 | 60 34,650 | 1,490 324,170 | 120 11,880 | | | 30 8,745 | 320 107,800 | 890 357,390 | |
| | 佐賀 | 160 47,960 | 20 6,600 | 100 27,500 | 20 6,160 | | | | | | | | | 20 7,700 | |
| | 長崎 | 20 6,160 | | 20 6,160 | | | | | | | | | | | |
| | 熊本 | 40 17,600 | | 40 17,600 | | | | | | | | | | | |
| | 宮崎 | 2,345 826,485 | 470 169,730 | 400 136,180 | 415 161,370 | 255 81,015 | 210 66,660 | 65 18,700 | | | | 30 4,950 | 140 41,140 | 360 146,740 | |
| | 鹿児島 | 4,975 1,206,975 | 940 179,795 | 1,955 479,490 | 1,710 453,970 | 170 34,320 | 40 6,600 | | | | | | | 160 52,800 | |
| | 韓国 | 3,090 565,950 | | | | | | | | | | | | 3,090 565,950 | |
| | 計 | 227,719 55,514,096 | 13,100 3,499,188 | 14,860 3,559,501 | 19,423 5,398,965 | 18,688 4,432,340 | 20,010 3,984,277 | 21,760 4,369,750 | 21,455 3,905,605 | 22,145 6,091,800 | 19,320 5,180,230 | 17,043 4,262,225 | 17,510 4,512,310 | 22,405 6,317,905 | |
| | 平均単価 | 244 | 267 | 240 | 278 | 237 | 199 | 201 | 182 | 275 | 268 | 250 | 258 | 282 | |
| | その他百合 | 山形 | 50 6,600 | | | 50 6,600 | | | | | | | | | |
| | | 長野 | 70 4,950 | | | | | 70 4,950 | | | | | | | |
| | | 計 | 120 11,550 | | | 50 6,600 | | 70 4,950 | | | | | | | |
| 平均単価 | | 96 | | | 132 | | 71 | | | | | | | | |
| グラジオラス | 秋田 | 28,390 1,714,598 | | | | | | | 1,445 72,765 | 10,270 634,315 | 11,565 766,178 | 5,110 241,340 | | | |
| | 岩手 | 2,735 212,740 | | | | | | | 100 6,600 | 685 54,065 | 800 62,975 | 850 52,800 | 300 36,300 | | |
| | 宮城 | 890 47,245 | | | | | | 200 10,725 | | 420 22,275 | 270 14,245 | | | | |
| | 福島 | 60 4,620 | | | | | | 60 4,620 | | | | | | | |
| | 茨城 | 58,903 4,918,694 | | | | | 4,680 394,350 | 12,100 903,320 | 9,398 713,449 | 8,350 706,255 | 10,500 971,465 | 7,530 580,415 | 6,345 649,440 | | |
| | 群馬 | 320 22,000 | | | | | | | | | 320 22,000 | | | | |

品目別産地別月別取扱高(切花)

令和3年1月～令和3年12月

上段 = 数量、下段 = 金額
単位：数量 = 本、金額 = 円

| 品目名 | 産地名 | 合計 | 1月 | 2月 | 3月 | 4月 | 5月 | 6月 | 7月 | 8月 | 9月 | 10月 | 11月 | 12月 |
|--------|-------|-----------------------|---------------------|---------------------|---------------------|---------------------|---------------------|-------------------|-------------------|---------------------|---------------------|---------------------|---------------------|---------------------|
| グラジオラス | 富山 | 100 8,800 | | | | | | | | 100 8,800 | | | | |
| | 長野 | 10,380 834,790 | | | | | | 400 36,300 | 2,280 159,720 | 4,340 392,480 | 1,860 153,340 | 1,500 92,950 | | |
| | 大阪 | 6,290 638,000 | 750 93,500 | 680 75,680 | | | 700 63,250 | 350 26,950 | | | | 2,360 209,330 | 650 68,640 | 800 100,650 |
| | 福岡 | 740 81,290 | | | | 480 54,120 | 260 27,170 | | | | | | | |
| | 熊本 | 450 46,475 | | | | 150 15,675 | 100 6,600 | | | | | | | 200 24,200 |
| | 大分 | 650 88,275 | 100 13,200 | | | | | | | | | | 150 21,725 | 400 53,350 |
| | 鹿児島 | 71,050 6,794,711 | 7,880 584,210 | 9,440 736,945 | 14,570 1,495,780 | 12,920 1,289,101 | 7,510 539,990 | 320 8,800 | | | | | 5,250 582,230 | 13,160 1,557,655 |
| | エクアドル | 2,350 207,075 | 850 64,350 | | 600 50,875 | | | | | | | | | 900 91,850 |
| | 計 | 183,308 15,619,313 | 9,580 755,260 | 10,120 812,625 | 15,170 1,546,655 | 13,550 1,358,896 | 13,250 1,031,360 | 13,430 990,715 | 13,223 952,534 | 24,485 1,840,190 | 24,995 1,968,203 | 17,350 1,176,835 | 12,395 1,322,035 | 15,760 1,864,005 |
| | 平均単価 | 85 | 79 | 80 | 102 | 100 | 78 | 74 | 72 | 75 | 79 | 68 | 107 | 118 |
| アイリス | 千葉 | 68,230 4,447,740 | 5,000 284,900 | 9,410 484,880 | 26,100 1,736,020 | 2,120 121,440 | | | | | | | 2,600 147,400 | 23,000 1,673,100 |
| | 新潟 | 3,900 238,700 | | | | | | | | | | 200 14,850 | 3,000 182,600 | 700 41,250 |
| | 愛知 | 200 17,600 | | | 200 17,600 | | | | | | | | | |
| | 大阪 | 1,310 79,585 | 100 5,500 | | 460 29,260 | 450 25,575 | 300 19,250 | | | | | | | |
| | 計 | 73,640 4,783,625 | 5,100 290,400 | 9,410 484,880 | 26,760 1,782,880 | 2,570 147,015 | 300 19,250 | | | | | 200 14,850 | 5,600 330,000 | 23,700 1,714,350 |
| | 平均単価 | 65 | 57 | 52 | 67 | 57 | 64 | | | | | 74 | 59 | 72 |
| ストック | 秋田 | 127,240 9,633,074 | 31,080 1,757,899 | 7,510 407,275 | 3,090 328,020 | 1,210 120,230 | | | | | | 22,330 1,396,560 | 39,620 3,175,315 | 22,400 2,447,775 |
| | 岩手 | 1,300 112,860 | | | 690 52,800 | 250 21,340 | | | | | | | 360 38,720 | |
| | 宮城 | 73,728 5,968,831 | 2,860 214,005 | 15,460 1,010,295 | 37,838 3,276,086 | 4,400 318,120 | | | | | | 1,530 78,155 | 4,550 318,615 | 7,090 753,555 |
| | 山形 | 40,065 3,153,535 | 2,490 192,555 | 3,370 266,145 | 2,900 278,960 | 1,080 89,265 | | | | | | 9,660 624,690 | 12,810 934,890 | 7,755 767,030 |
| | 福島 | 5,573 537,983 | 290 15,070 | 220 13,200 | 2,400 282,040 | 70 5,720 | | | | | | 1,170 85,140 | 890 76,450 | 533 60,363 |

品目別産地別月別取扱高(切花)

令和3年1月～令和3年12月

上段 = 数量、下段 = 金額
単位：数量 = 本、金額 = 円

| 品目名 | 産地名 | 合計 | 1月 | 2月 | 3月 | 4月 | 5月 | 6月 | 7月 | 8月 | 9月 | 10月 | 11月 | 12月 | |
|--------|------------|-----------|-----------|-----------|-----------|---------|----|----|----|----|--------|-----------|-----------|-----------|--------|
| ストック | | 9,025 | 2,080 | 3,505 | 350 | | | | | | | | | 3,090 | |
| | 栃木 | 1,041,535 | 235,950 | 306,680 | 32,450 | | | | | | | | | 466,455 | |
| | 群馬 | 80 | | | | | | | | | | 80 | | | |
| | | 7,920 | | | | | | | | | | 7,920 | | | |
| | 千葉 | 30,060 | 2,930 | 5,790 | 14,590 | 510 | | | | | 200 | 1,300 | 200 | 4,540 | |
| | | 2,748,103 | 250,030 | 462,165 | 1,193,528 | 35,200 | | | | | 16,280 | 100,760 | 20,240 | 669,900 | |
| | 東京 | 380 | | 100 | 220 | | | | | | | | | 60 | |
| | | 36,850 | | 7,810 | 22,440 | | | | | | | | | 6,600 | |
| | 静岡 | 40 | | 40 | | | | | | | | | | | |
| | | 3,300 | | 3,300 | | | | | | | | | | | |
| 愛知 | 17,220 | 1,000 | 1,660 | 7,460 | 1,520 | | | | | | | | 2,500 | 3,080 | |
| | 1,319,395 | 76,780 | 73,150 | 563,310 | 68,640 | | | | | | | | 210,650 | 326,865 | |
| 福岡 | 50 | | | 50 | | | | | | | | | | | |
| | 5,500 | | | 5,500 | | | | | | | | | | | |
| 計 | 304,761 | 42,730 | 37,655 | 69,588 | 9,040 | | | | | | 200 | 36,070 | 60,930 | 48,548 | |
| | 24,568,886 | 2,742,289 | 2,550,020 | 6,035,134 | 658,515 | | | | | | 16,280 | 2,293,225 | 4,774,880 | 5,498,543 | |
| 平均単価 | 81 | 64 | 68 | 87 | 73 | | | | | | 81 | 64 | 78 | 113 | |
| チューリップ | 秋田 | 8,180 | 750 | 4,300 | 3,130 | | | | | | | | | | |
| | | 677,160 | 53,900 | 339,075 | 284,185 | | | | | | | | | | |
| | 北海道 | 150 | | | 150 | | | | | | | | | | |
| | | 13,475 | | | 13,475 | | | | | | | | | | |
| | 茨城 | 8,710 | 500 | 2,550 | 5,060 | | | | | | | | | 600 | |
| | | 498,465 | 20,900 | 138,655 | 300,135 | | | | | | | | | 38,775 | |
| | 埼玉 | 27,350 | 450 | 7,480 | 18,310 | | | | | | | 150 | 710 | 250 | |
| | | 1,881,990 | 34,100 | 460,955 | 1,296,075 | | | | | | | 12,650 | 58,960 | 19,250 | |
| | 東京 | 150 | | | 150 | | | | | | | | | | |
| | | 16,500 | | | 16,500 | | | | | | | | | | |
| | 新潟 | 136,100 | 27,550 | 35,840 | 45,140 | 4,030 | | | | | | 1,270 | 1,280 | 20,990 | |
| | | 8,875,680 | 1,517,890 | 2,051,775 | 3,280,255 | 228,250 | | | | | | 105,765 | 111,045 | 1,580,700 | |
| | 富山 | 4,520 | 380 | 890 | 1,900 | 200 | | | | | | | | 1,150 | |
| | | 433,675 | 45,870 | 96,030 | 183,150 | 12,650 | | | | | | | | 95,975 | |
| | 石川 | 8,430 | 2,250 | 960 | 2,320 | | | | | | | | | 2,350 | 550 |
| | | 667,975 | 132,275 | 77,715 | 216,700 | | | | | | | | | 189,915 | 51,370 |
| 長野 | 150 | | | 150 | | | | | | | | | | | |
| | 12,925 | | | 12,925 | | | | | | | | | | | |
| 兵庫 | 850 | 850 | | | | | | | | | | | | | |
| | 63,525 | 63,525 | | | | | | | | | | | | | |
| オランダ | 50 | | | 50 | | | | | | | | | | | |
| | 8,800 | | | 8,800 | | | | | | | | | | | |
| インド | 50 | | | 50 | | | | | | | | | | | |
| | 8,250 | | | 8,250 | | | | | | | | | | | |

品目別産地別月別取扱高(切花)

令和3年1月～令和3年12月

上段 = 数量、下段 = 金額
単位：数量 = 本、金額 = 円

| 品目名 | 産地名 | 合計 | 1月 | 2月 | 3月 | 4月 | 5月 | 6月 | 7月 | 8月 | 9月 | 10月 | 11月 | 12月 | |
|--------|----------|-----------------------|---------------------|---------------------|---------------------|---------------------|---------------|-----------------|---------------|------------------|----------------|------------------|------------------|---------------------|-------------------|
| チューリップ | 計 | 194,690 13,158,420 | 32,730 1,868,460 | 52,020 3,164,205 | 76,410 5,620,450 | 4,230 240,900 | | | | | | 1,420 118,415 | 4,340 359,920 | 23,540 1,786,070 | |
| | 平均単価 | 68 | 57 | 61 | 74 | 57 | | | | | | 83 | 83 | 76 | |
| フリージア | 秋田 | 28,050 1,321,980 | | | 3,400 193,820 | 24,650 1,128,160 | | | | | | | | | |
| | 宮城 | 680 51,700 | | | 680 51,700 | | | | | | | | | | |
| | 山形 | 13,890 949,685 | 250 12,650 | 500 30,800 | 10,140 744,040 | 2,850 150,370 | | | | | | | | 150 11,825 | |
| | 福島 | 60 7,920 | | | 60 7,920 | | | | | | | | | | |
| | 茨城 | 32,650 2,264,625 | 4,250 269,500 | 7,750 484,000 | 6,200 434,225 | | | | | | | | 5,250 380,600 | 9,200 696,300 | |
| | 栃木 | 7,300 407,275 | 3,300 177,650 | 2,100 116,325 | 1,900 113,300 | | | | | | | | | | |
| | 埼玉 | 2,630 189,255 | 100 5,500 | 130 11,330 | 100 11,550 | | | | | | | | | 2,300 160,875 | |
| | 千葉 | 3,100 173,800 | | 1,800 97,625 | 1,300 76,175 | | | | | | | | | | |
| | 石川 | 230 14,960 | | 100 5,500 | 130 9,460 | | | | | | | | | | |
| | 静岡 | 5,660 262,680 | | 2,600 100,100 | 3,060 162,580 | | | | | | | | | | |
| | 大阪 | 1,100 58,850 | 1,000 51,700 | | 100 7,150 | | | | | | | | | | |
| | 宮崎 | 200 6,600 | | | 200 6,600 | | | | | | | | | | |
| | オランダ | 100 7,150 | 50 3,300 | | 50 3,850 | | | | | | | | | | |
| | 計 | 95,650 5,716,480 | 8,950 520,300 | 14,980 845,680 | 27,320 1,822,370 | 27,500 1,278,530 | | | | | | | | 5,250 380,600 | 11,650 869,000 |
| | 平均単価 | 60 | 58 | 56 | 67 | 46 | | | | | | | | 72 | 75 |
| | アルストロメリア | 秋田 | 10,594 1,122,352 | 290 27,280 | | 660 92,400 | 930 79,200 | 1,490 94,050 | 585 59,290 | 2,629 268,697 | 940 104,610 | 1,385 183,755 | 925 112,090 | 540 71,060 | 220 29,920 |
| | | 北海道 | 2,410 326,315 | | | 50 6,875 | 130 12,045 | | 460 40,810 | 280 38,500 | 510 77,055 | 540 89,760 | 400 54,670 | | 40 6,600 |
| 青森 | | 30 1,650 | | | | | | 30 1,650 | | | | | | | |
| 岩手 | | 720 87,285 | | | 90 15,675 | | 30 3,300 | 40 4,840 | 80 7,700 | 310 39,160 | 40 5,280 | 130 11,330 | | | |

品目別産地別月別取扱高(切花)

令和3年1月～令和3年12月

上段 = 数量、下段 = 金額
単位：数量 = 本、金額 = 円

| 品目名 | 産地名 | 合計 | 1月 | 2月 | 3月 | 4月 | 5月 | 6月 | 7月 | 8月 | 9月 | 10月 | 11月 | 12月 | |
|----------|-------|-----------------------|----------------------|---------------------|---------------------|---------------------|---------------------|---------------------|-------------------|-------------------|-------------------|---------------------|---------------------|---------------------|-------------------|
| アルストロメリア | 山形 | 47,518 5,775,176 | 2,230 265,650 | 3,140 347,963 | 7,510 1,137,070 | 7,170 725,010 | 8,030 764,005 | 6,190 641,520 | 1,049 112,618 | 530 68,200 | 1,859 267,135 | 2,680 366,300 | 3,620 537,955 | 3,510 541,750 | |
| | 福島 | 130 13,640 | | | | | | | | | | 130 13,640 | | | |
| | 茨城 | 2,070 141,020 | | | 1,110 84,040 | | 700 38,500 | | | | | | 100 8,800 | 160 9,680 | |
| | 千葉 | 20 3,300 | | | | | 20 3,300 | | | | | | | | |
| | 長野 | 845 120,505 | 270 34,980 | 160 22,440 | 55 10,725 | | 100 16,500 | 130 14,410 | | 60 8,250 | 40 7,920 | | | 30 5,280 | |
| | 愛知 | 95,300 7,927,590 | 10,790 817,025 | 10,610 808,115 | 19,990 2,034,505 | 16,650 1,118,975 | 12,950 739,750 | 7,740 503,140 | 3,410 235,895 | 1,180 91,300 | 1,440 126,225 | 2,090 215,435 | 2,690 358,325 | 5,760 878,900 | |
| | 滋賀 | 50 6,325 | 50 6,325 | | | | | | | | | | | | |
| | コロンビア | 4,924 335,093 | | | | | | | | | 180 15,840 | 1,120 90,200 | 2,456 156,563 | 1,168 72,490 | |
| | シガポール | 600 53,240 | | | | | | | | | 120 10,560 | | 200 18,040 | 280 24,640 | |
| | ケニア | 30 2,640 | | | | | | | | | | 30 2,640 | | | |
| | エクアドル | 50 2,750 | | | | | | | | | | | | 50 2,750 | |
| | 計 | 165,291 15,918,881 | 13,630 1,151,260 | 13,910 1,178,518 | 29,465 3,381,290 | 24,880 1,935,230 | 23,320 1,659,405 | 15,175 1,265,660 | 7,448 663,410 | 3,530 388,575 | 5,604 706,475 | 7,505 866,305 | 9,606 1,150,743 | 11,218 1,572,010 | |
| | 平均単価 | 96 | 84 | 85 | 115 | 78 | 71 | 83 | 89 | 110 | 126 | 115 | 120 | 140 | |
| | ガーベラ | 宮城 | 135,903 4,127,740 | 7,600 162,800 | 10,250 221,595 | 14,680 706,310 | 13,000 325,325 | 12,420 377,355 | 11,200 249,150 | 10,650 228,250 | 9,295 218,295 | 8,667 299,849 | 12,512 432,641 | 12,050 419,265 | 13,579 486,905 |
| | | 茨城 | 250 20,240 | | | 80 7,700 | 40 3,740 | 30 3,300 | | | | 50 2,750 | 50 2,750 | | |
| 千葉 | | 2,260 165,770 | 250 15,400 | 490 35,255 | 390 39,930 | 480 27,610 | 250 17,545 | 160 10,230 | 30 2,640 | 30 3,960 | 100 4,950 | | 50 1,650 | 30 6,600 | |
| 東京 | | 33 4,356 | | | 33 4,356 | | | | | | | | | | |
| 神奈川 | | 1,760 138,985 | | 210 13,530 | 710 58,520 | 100 4,950 | 480 35,365 | | | 60 7,920 | | 40 5,280 | 160 13,420 | | |
| 岐阜 | | 1,600 60,555 | 50 3,300 | 50 2,750 | | | | | | | 100 5,280 | 1,100 39,325 | 300 9,900 | | |
| 静岡 | | 333,767 15,738,478 | 23,129 678,134 | 35,970 1,151,108 | 73,220 4,915,768 | 34,729 1,289,387 | 30,032 1,199,510 | 21,173 637,885 | 14,689 447,156 | 10,350 422,345 | 17,390 920,425 | 22,980 1,154,450 | 23,450 1,230,515 | 26,655 1,691,795 | |
| 愛知 | | 64,325 2,165,427 | 2,870 65,505 | 5,030 138,435 | 5,705 347,710 | 8,280 252,505 | 5,870 177,595 | 4,930 112,530 | 4,300 88,605 | 4,260 95,370 | 3,270 110,550 | 6,450 233,475 | 7,000 274,516 | 6,360 268,631 | |

品目別産地別月別取扱高(切花)

令和3年1月～令和3年12月

上段 = 数量、下段 = 金額
単位：数量 = 本、金額 = 円

| 品目名 | 産地名 | 合計 | 1月 | 2月 | 3月 | 4月 | 5月 | 6月 | 7月 | 8月 | 9月 | 10月 | 11月 | 12月 | |
|--------|-------|-----------------------|---------------------|---------------------|----------------------|---------------------|---------------------|---------------------|-------------------|---------------------|---------------------|---------------------|---------------------|---------------------|------------------|
| ガーベラ | 和歌山 | 4,450 180,125 | | 680 14,740 | 800 36,850 | 900 25,300 | 850 55,000 | 100 1,925 | | 100 1,650 | 180 5,170 | | 440 16,940 | 400 22,550 | |
| | 徳島 | 5,265 384,615 | 300 3,795 | 130 7,700 | 1,630 173,250 | 850 40,865 | 890 54,340 | 240 19,580 | 180 10,010 | 50 2,750 | 250 26,950 | 180 18,920 | 325 12,375 | 240 14,080 | |
| | 香川 | 1,505 85,910 | | 50 2,475 | 70 4,730 | 50 2,200 | 1,120 54,890 | 40 2,640 | | | | | | | 175 18,975 |
| | 福岡 | 27,740 1,615,405 | 150 6,325 | 300 13,750 | 13,600 969,650 | 2,750 97,350 | 2,450 117,975 | 150 7,150 | 400 14,575 | 800 14,300 | 1,900 64,900 | 150 11,550 | 2,200 114,565 | 2,890 183,315 | |
| | 長崎 | 4,525 373,038 | 170 6,710 | 1,120 53,213 | 1,785 169,290 | 460 30,965 | 590 57,200 | | | | | | | | 400 55,660 |
| | 計 | 583,383 25,060,644 | 34,519 941,969 | 54,280 1,654,551 | 112,703 7,434,064 | 61,639 2,100,197 | 54,982 2,150,075 | 37,993 1,041,090 | 30,249 791,236 | 24,945 766,590 | 31,907 1,440,824 | 43,462 1,898,391 | 45,975 2,093,146 | 50,729 2,748,511 | |
| | 平均単価 | 43 | 27 | 30 | 66 | 34 | 39 | 27 | 26 | 31 | 45 | 44 | 46 | 54 | |
| 宿根カスミ草 | 北海道 | 30,350 1,977,030 | | | | | 1,600 88,000 | 4,760 333,520 | 9,880 643,610 | 6,520 419,760 | 3,670 242,550 | 320 47,740 | 3,600 201,850 | | |
| | 青森 | 40 5,720 | | | | | | 40 5,720 | | | | | | | |
| | 宮城 | 1,610 152,680 | | | | | | 300 51,480 | | | 980 80,850 | 330 20,350 | | | |
| | 山形 | 1,030 143,440 | | | | | | 630 74,140 | 90 17,490 | | | 90 12,540 | 220 39,270 | | |
| | 福島 | 51,223 7,269,361 | | | | | 1,070 111,980 | 10,623 1,203,796 | 7,510 968,220 | 11,940 1,801,635 | 8,870 1,767,480 | 7,910 1,045,770 | 3,300 370,480 | | |
| | 千葉 | 100 9,350 | | | | | 100 9,350 | | | | | | | | |
| | 長野 | 5,850 687,720 | | | | | | 1,080 96,800 | 120 11,550 | 2,960 363,440 | 1,410 196,570 | 280 19,360 | | | |
| | 静岡 | 12,180 1,375,440 | 200 11,000 | 220 11,000 | 1,320 217,140 | 780 65,780 | 3,220 319,440 | 320 26,840 | | | | | | 2,460 414,700 | 3,660 309,540 |
| | 愛知 | 7,740 589,820 | 1,620 96,250 | 690 51,700 | 1,110 82,610 | 510 36,410 | 830 59,180 | 150 27,720 | | | | | | 650 88,550 | 2,180 147,400 |
| | 和歌山 | 9,150 672,155 | 790 50,820 | 2,520 108,790 | 1,320 84,480 | 420 70,290 | 820 91,630 | 180 25,960 | | | | | 130 8,415 | 830 72,160 | 2,140 159,610 |
| | 熊本 | 148,560 14,231,030 | 13,690 1,163,855 | 17,650 1,227,105 | 43,690 4,364,910 | 29,250 2,284,205 | 16,590 1,627,010 | 2,530 385,770 | | | 200 51,700 | 3,740 561,220 | 6,030 869,275 | 15,190 1,695,980 | |
| | 大分 | 1,020 78,595 | 200 8,800 | | 450 24,750 | | 150 5,775 | 30 6,600 | 160 26,400 | 30 6,270 | | | | | |
| | 沖縄 | 60 7,920 | | | | | 60 7,920 | | | | | | | | |
| | コロンビア | 1,600 176,550 | | | | | | | | | 100 11,000 | 800 91,850 | | 700 73,700 | |

品目別産地別月別取扱高(切花)

令和3年1月～令和3年12月

上段 = 数量、下段 = 金額
単位：数量 = 本、金額 = 円

| 品目名 | 産地名 | 合計 | 1月 | 2月 | 3月 | 4月 | 5月 | 6月 | 7月 | 8月 | 9月 | 10月 | 11月 | 12月 | |
|--------|-------|-------------------------|---------------------|---------------------|---------------------|---------------------|---------------------|---------------------|-----------------------|-----------------------|-----------------------|----------------------|---------------------|---------------------|------------------|
| 宿根カスミ草 | ケニア | 400 44,000 | | | | | | | | 400 44,000 | | | | | |
| | エクアドル | 225 20,900 | 25 2,200 | 25 1,375 | 125 13,200 | | 50 4,125 | | | | | | | | |
| | 計 | 271,138 27,441,711 | 16,525 1,332,925 | 21,105 1,399,970 | 48,015 4,787,090 | 30,960 2,456,685 | 24,490 2,324,410 | 20,643 2,238,346 | 17,760 1,667,270 | 21,850 2,635,105 | 15,230 2,350,150 | 13,600 1,807,245 | 17,090 2,056,285 | 23,870 2,386,230 | |
| | 平均単価 | 101 | 81 | 66 | 100 | 79 | 95 | 108 | 94 | 121 | 154 | 133 | 120 | 100 | |
| りんどう | 秋田 | 1,567,050 76,029,954 | | | | | | 21,090 1,371,150 | 398,890 15,228,444 | 611,630 31,288,015 | 424,000 23,084,050 | 92,530 4,207,280 | 18,910 851,015 | | |
| | 岩手 | 192,617 10,667,448 | | | | | | 1,680 118,360 | 13,130 653,730 | 62,017 3,863,783 | 101,000 5,357,220 | 14,310 646,965 | 480 27,390 | | |
| | 山形 | 4,150 222,640 | | | | | 50 4,400 | | | 900 65,450 | 1,810 72,985 | 1,390 79,805 | | | |
| | 福島 | 50 5,500 | | | | | | | | | 50 5,500 | | | | |
| | 栃木 | 16,990 1,382,590 | | | | | 1,800 169,840 | 12,550 973,060 | 2,540 230,340 | | | | 100 9,350 | | |
| | 岐阜 | 270 15,840 | | | | | | | | | 270 15,840 | | | | |
| | 計 | 1,781,127 88,323,972 | | | | | 1,850 174,240 | 35,320 2,462,570 | 414,560 16,112,514 | 674,547 35,217,248 | 527,130 28,535,595 | 108,230 4,934,050 | 19,490 887,755 | | |
| | 平均単価 | 50 | | | | | 94 | 70 | 39 | 52 | 54 | 46 | 46 | | |
| | 水仙 | 群馬 | 100 4,400 | 100 4,400 | | | | | | | | | | | |
| | | 千葉 | 7,810 495,660 | 1,650 54,945 | 150 5,775 | | | | | | | | 200 12,100 | 1,830 121,110 | 3,980 301,730 |
| 東京 | | 3,000 114,400 | 2,800 104,500 | | | | | | | | | | | 200 9,900 | |
| 新潟 | | 1,500 91,300 | | | | | | | | | | | | 1,500 91,300 | |
| 福井 | | 200 9,900 | | | | | | | | | | | | 200 9,900 | |
| 愛媛 | | 750 46,750 | | | | | | | | | | | | 750 46,750 | |
| オランダ | | 172 15,444 | 50 3,850 | | 122 11,594 | | | | | | | | | | |
| 計 | | 13,532 777,854 | 4,600 167,695 | 150 5,775 | 122 11,594 | | | | | | | 200 12,100 | 1,830 121,110 | 6,630 459,580 | |
| 平均単価 | | 57 | 36 | 39 | 95 | | | | | | | 61 | 66 | 69 | |

品目別産地別月別取扱高(切花)

令和3年1月～令和3年12月

上段 = 数量、下段 = 金額
単位：数量 = 本、金額 = 円

| 品目名 | 産地名 | 合計 | 1月 | 2月 | 3月 | 4月 | 5月 | 6月 | 7月 | 8月 | 9月 | 10月 | 11月 | 12月 | |
|--------|------|-----------------------|---------------------|----------------------|----------------------|-------------------|------------------|---------------------|---------------------|---------------------|---------------------|-------------------|------------------|---------------------|---------------------|
| ブバルジャー | 茨城 | 750 52,525 | 350 23,100 | 50 4,950 | 200 14,025 | 100 6,600 | 50 3,850 | | | | | | | | |
| | 東京 | 3,105 215,545 | 60 4,290 | | | 100 7,425 | 480 33,990 | 490 36,960 | 645 45,265 | 420 31,130 | 160 11,110 | 450 25,025 | 200 14,300 | 100 6,050 | |
| | 静岡 | 1,180 90,860 | 150 12,650 | 290 18,810 | 130 12,650 | 260 19,910 | | 230 19,360 | 40 2,200 | | | | | | 80 5,280 |
| | 福岡 | 2,500 161,700 | 300 15,125 | 1,050 67,925 | | 200 15,950 | 800 51,975 | 100 6,875 | | | | | | 50 3,850 | |
| | 熊本 | 1,200 99,825 | | 200 18,260 | 180 17,380 | 360 31,130 | | | | | | | | 380 26,015 | 80 7,040 |
| | 計 | 8,735 620,455 | 860 55,165 | 1,590 109,945 | 510 44,055 | 1,020 81,015 | 1,330 89,815 | 820 63,195 | 685 47,465 | 420 31,130 | 160 11,110 | 450 25,025 | 630 44,165 | 260 18,370 | |
| | 平均単価 | 71 | 64 | 69 | 86 | 79 | 68 | 77 | 69 | 74 | 69 | 56 | 70 | 71 | |
| スイートピー | 埼玉 | 400 26,400 | | | 400 26,400 | | | | | | | | | | |
| | 神奈川 | 300 13,200 | | 200 7,150 | 100 6,050 | | | | | | | | | | |
| | 愛知 | 21,855 1,472,020 | 1,700 100,925 | 2,300 119,900 | 15,500 1,127,500 | 1,315 45,705 | | | 40 11,440 | | | | | 1,000 66,550 | |
| | 和歌山 | 230 5,940 | | 200 3,300 | | 30 2,640 | | | | | | | | | |
| | 岡山 | 232,200 10,985,755 | 36,600 1,567,775 | 51,200 2,180,860 | 79,800 4,769,435 | 14,400 387,310 | | | | | | | 8,100 216,700 | 42,100 1,863,675 | |
| | 佐賀 | 10,120 384,450 | 800 30,250 | 5,700 232,100 | 3,170 110,000 | | | | | | | | 350 9,350 | 100 2,750 | |
| | 大分 | 35,300 1,457,775 | 9,200 348,425 | 9,100 303,600 | 12,700 587,400 | 200 3,300 | | | | | | | | 4,100 215,050 | |
| | 宮崎 | 154,530 4,230,710 | 33,700 871,640 | 38,760 880,385 | 31,080 1,025,585 | | | | | | | | | 4,100 122,375 | 46,890 1,330,725 |
| | 計 | 454,935 18,576,250 | 82,000 2,919,015 | 107,460 3,727,295 | 142,750 7,652,370 | 15,945 438,955 | | | | 40 11,440 | | | | 12,550 348,425 | 94,190 3,478,750 |
| | 平均単価 | 41 | 36 | 35 | 54 | 28 | | | | 286 | | | | 28 | 37 |
| スターチス | 秋田 | 56,920 3,566,420 | | | | | 2,330 214,500 | 33,390 2,523,235 | 10,800 447,920 | 9,020 309,595 | 120 7,920 | 820 47,630 | 340 13,420 | 100 2,200 | |
| | 北海道 | 81,880 5,647,730 | | | | | | 4,870 374,275 | 24,180 1,386,550 | 23,470 1,669,250 | 15,940 1,219,955 | 11,900 900,900 | 1,520 96,800 | | |
| | 岩手 | 2,360 131,890 | | | | | | 2,020 106,590 | 240 17,600 | | | 100 7,700 | | | |
| | 宮城 | 6,170 439,010 | | | | | 950 88,000 | 4,520 296,010 | 700 55,000 | | | | | | |

品目別産地別月別取扱高(切花)

令和3年1月～令和3年12月

上段 = 数量、下段 = 金額
単位：数量 = 本、金額 = 円

| 品目名 | 産地名 | 合計 | 1月 | 2月 | 3月 | 4月 | 5月 | 6月 | 7月 | 8月 | 9月 | 10月 | 11月 | 12月 |
|-------|---------|-----------------------|---------------------|---------------------|-----------------------|---------------------|---------------------|---------------------|---------------------|---------------------|---------------------|---------------------|---------------------|----------------------|
| スターチス | 山形 | 1,810 133,760 | | | | | 490 33,330 | 1,100 84,920 | 220 15,510 | | | | | |
| | 福島 | 600 28,380 | | | | | | 600 28,380 | | | | | | |
| | 群馬 | 2,580 200,530 | | | | | 1,700 147,400 | 340 20,460 | 540 32,670 | | | | | |
| | 千葉 | 10,330 726,165 | 760 58,905 | 1,560 102,850 | 1,900 146,025 | 2,100 92,950 | 1,050 63,800 | | | | | | 510 30,910 | 2,450 230,725 |
| | 東京 | 490 50,930 | | | | | | | 290 30,910 | 200 20,020 | | | | |
| | 長野 | 18,060 1,391,115 | | | | | 12,370 949,905 | 3,460 260,370 | 730 54,890 | 850 73,150 | 150 9,900 | 300 24,750 | 200 18,150 | |
| | 愛知 | 235 24,805 | 40 3,300 | 40 3,080 | 80 8,800 | | | | | | | | 75 9,625 | |
| | 和歌山 | 662,345 35,940,559 | 49,256 2,352,262 | 64,604 2,868,140 | 206,199 12,564,728 | 94,580 3,186,211 | 50,540 2,053,051 | 350 11,110 | | | | 18,700 1,280,290 | 64,263 3,517,932 | 113,853 8,106,835 |
| | 計 | 843,780 48,281,294 | 50,056 2,414,467 | 66,204 2,974,070 | 208,179 12,719,553 | 96,680 3,279,161 | 69,430 3,549,986 | 50,650 3,705,350 | 37,700 2,041,050 | 33,540 2,072,015 | 16,210 1,237,775 | 31,820 2,261,270 | 66,908 3,686,837 | 116,403 8,339,760 |
| | 平均単価 | 57 | 48 | 45 | 61 | 34 | 51 | 73 | 54 | 62 | 76 | 71 | 55 | 72 |
| | HBスターチス | 秋田 | 7,024 938,388 | | | | | | 530 118,800 | 3,390 286,110 | 1,048 164,065 | 765 152,790 | 1,021 149,358 | 270 67,265 |
| 北海道 | | 21,470 2,369,235 | | | | 240 55,440 | 1,220 184,415 | 3,170 378,565 | 5,570 504,900 | 6,790 644,380 | 3,000 388,410 | 1,190 176,275 | 250 28,050 | 40 8,800 |
| 岩手 | | 110 8,580 | | | | | | 110 8,580 | | | | | | |
| 宮城 | | 1,310 144,870 | | | | | 20 3,740 | 560 94,380 | | 730 46,750 | | | | |
| 山形 | | 310 37,510 | | | | | 120 10,560 | 190 26,950 | | | | | | |
| 福島 | | 2,390 291,885 | | | | | 240 29,920 | 1,130 132,550 | 200 8,800 | 255 14,025 | 110 23,100 | 105 25,080 | 350 58,410 | |
| 栃木 | | 1,045 293,370 | 180 66,000 | 100 35,200 | | 195 84,370 | 490 104,720 | | 80 3,080 | | | | | |
| 千葉 | | 740 57,310 | | | 50 5,500 | 200 12,100 | 350 30,250 | | 100 5,500 | | | | 40 3,960 | |
| 新潟 | | 30 3,960 | | | | | 30 3,960 | | | | | | | |
| 長野 | | 800 104,060 | | | | 50 7,700 | 460 55,990 | 290 40,370 | | | | | | |
| 愛知 | | 420 59,455 | | | | 80 8,800 | 80 4,950 | 50 3,025 | | | | | 110 18,040 | 100 24,640 |

品目別産地別月別取扱高(切花)

令和3年1月～令和3年12月

上段 = 数量、下段 = 金額
単位：数量 = 本、金額 = 円

| 品目名 | 産地名 | 合計 | 1月 | 2月 | 3月 | 4月 | 5月 | 6月 | 7月 | 8月 | 9月 | 10月 | 11月 | 12月 | |
|---------|--------|-----------------------|---------------------|-------------------|---------------------|---------------------|-------------------|-------------------|-------------------|---------------------|---------------------|---------------------|-------------------|---------------------|---------------|
| HBスターチス | 和歌山 | 3,080 271,810 | 30 3,960 | 90 10,890 | 130 23,210 | 2,130 98,890 | 140 16,390 | | | | | | 370 79,970 | 190 38,500 | |
| | 高知 | 340 107,635 | | | | | | | | | | 40 13,420 | 110 24,585 | 190 69,630 | |
| | 福岡 | 1,300 99,000 | | 550 42,350 | 600 44,000 | 100 4,950 | 50 7,700 | | | | | | | | |
| | 長崎 | 110 28,930 | | | 110 28,930 | | | | | | | | | | |
| | 熊本 | 5,120 914,320 | 1,060 164,230 | 1,140 160,380 | 720 164,340 | 1,150 208,230 | 430 74,580 | | | | | | | 620 142,560 | |
| | 大分 | 1,620 310,090 | 135 46,090 | 130 24,200 | 655 136,290 | 650 92,510 | | | | | | | | 50 11,000 | |
| | シガポール | 280 25,245 | | 50 4,675 | 180 17,270 | | | | 50 3,300 | | | | | | |
| | マレーシア | 50 7,590 | | | | | | | | | | 50 7,590 | | | |
| | ケニア | 200 17,600 | | 100 7,150 | 100 10,450 | | | | | | | | | | |
| | エクアドル | 180 16,720 | | | 100 9,900 | | | | | | | | | 30 2,640 | 50 4,180 |
| | 計 | 47,929 6,107,563 | 1,405 280,280 | 2,160 284,845 | 2,645 439,890 | 4,795 572,990 | 3,630 527,175 | 6,080 806,520 | 9,340 808,390 | 8,823 869,220 | 3,925 571,890 | 2,356 364,133 | 1,530 282,920 | 1,240 299,310 | |
| | 平均単価 | 127 | 199 | 132 | 166 | 119 | 145 | 133 | 87 | 99 | 146 | 155 | 185 | 241 | |
| | ソリダスター | 秋田 | 72,500 3,565,034 | | | | | 380 20,020 | 13,960 679,800 | 10,630 497,145 | 24,320 1,244,320 | 7,570 345,290 | 4,520 189,640 | 10,260 543,169 | 860 45,650 |
| | | 北海道 | 700 25,300 | | | | | | 100 3,300 | 500 18,700 | 100 3,300 | | | | |
| 岩手 | | 300 13,200 | | | | | | | | | 300 13,200 | | | | |
| 宮城 | | 1,740 93,280 | | | | | | 1,200 54,670 | | 540 38,610 | | | | | |
| 山形 | | 13,180 744,205 | | | | | | | 1,980 82,335 | 3,200 206,250 | 6,700 413,600 | 1,300 42,020 | | | |
| 福島 | | 280 9,240 | | | | | | | 280 9,240 | | | | | | |
| 長野 | | 34,176 1,955,723 | | | | | | | 2,330 121,825 | 9,210 496,353 | 16,326 963,985 | 5,490 342,705 | 120 3,960 | 700 26,895 | |
| 高知 | | 2,750 156,200 | 100 7,150 | 100 7,700 | 350 24,200 | 400 22,000 | 1,050 50,600 | 100 4,400 | | | | 50 4,125 | 300 17,325 | 300 18,700 | |
| 鹿児島 | | 260,685 15,071,596 | 14,430 756,030 | 17,210 949,685 | 36,590 2,475,055 | 24,930 1,285,735 | 21,520 926,090 | 16,450 616,715 | 4,330 121,495 | 21,900 1,315,930 | 41,060 2,598,640 | 22,160 1,201,585 | 13,850 900,075 | 26,255 1,924,561 | |

品目別産地別月別取扱高(切花)

令和3年1月～令和3年12月

上段 = 数量、下段 = 金額
単位：数量 = 本、金額 = 円

| 品目名 | 産地名 | 合計 | 1月 | 2月 | 3月 | 4月 | 5月 | 6月 | 7月 | 8月 | 9月 | 10月 | 11月 | 12月 | |
|--------|------|-----------------------|-------------------|-------------------|---------------------|---------------------|-------------------|---------------------|---------------------|---------------------|---------------------|---------------------|---------------------|---------------------|------------------|
| ソリダスター | 沖縄 | 920 33,440 | | | | | | | 920 33,440 | | | | | | |
| | 計 | 387,231 21,667,218 | 14,530 763,180 | 17,310 957,385 | 36,940 2,499,255 | 25,330 1,307,735 | 22,950 996,710 | 34,420 1,489,950 | 27,570 1,249,468 | 66,686 3,785,595 | 60,870 3,704,360 | 28,400 1,454,530 | 25,110 1,488,839 | 27,115 1,970,211 | |
| スナップ | 平均単価 | 56 | 53 | 55 | 68 | 52 | 43 | 43 | 45 | 57 | 61 | 51 | 59 | 73 | |
| | 秋田 | 72,720 4,003,340 | 1,480 75,130 | 1,920 96,030 | 4,030 316,800 | 16,760 995,555 | 15,920 693,440 | | | | | 4,380 218,405 | 21,030 999,020 | 7,200 608,960 | |
| | 北海道 | 50 3,850 | | | | | | | | | | 50 3,850 | | | |
| | 岩手 | 250 18,150 | | | | 150 10,450 | | | | | 150 11,550 | -50 -3,850 | | | |
| | 宮城 | 15,370 1,073,490 | 1,500 84,975 | 2,650 155,375 | 4,790 457,215 | 5,430 301,675 | | | | | 100 7,150 | 650 47,300 | 200 15,400 | 50 4,400 | |
| | 山形 | 1,180 85,360 | | | 60 5,280 | 420 30,360 | 160 8,140 | | | | | 360 25,080 | 120 10,560 | 60 5,940 | |
| | 福島 | 930 80,025 | 50 4,125 | 50 3,025 | 100 12,100 | 80 6,600 | | | | | 100 7,700 | 550 46,475 | | | |
| | 茨城 | 50 3,850 | | | | | | | | | | 50 3,850 | | | |
| | 栃木 | 795 64,900 | 350 22,825 | 60 9,240 | 90 11,000 | 45 4,785 | | | | | 50 2,750 | 200 14,300 | | | |
| | 埼玉 | 60 6,600 | | | 60 6,600 | | | | | | | | | | |
| | 千葉 | 13,410 885,280 | 1,260 88,990 | 6,120 346,060 | 3,410 293,810 | 2,360 124,520 | | | | | | | | 260 31,900 | |
| | 岐阜 | 120 9,570 | 120 9,570 | | | | | | | | | | | | |
| | 静岡 | 2,150 188,375 | 650 44,275 | | 500 31,350 | 100 7,150 | | | | | | | | 900 105,600 | |
| | 愛知 | 1,720 155,100 | 50 3,300 | | 1,000 105,765 | 510 35,805 | 60 1,980 | | | | | | | 50 1,650 | 50 6,600 |
| | 和歌山 | 200 15,400 | | | 200 15,400 | | | | | | | | | | |
| | 香川 | 650 47,575 | 550 39,325 | | 100 8,250 | | | | | | | | | | |
| | 福岡 | 250 22,275 | | | 250 22,275 | | | | | | | | | | |
| | 鹿児島 | 80 2,860 | | | | 60 2,420 | 20 440 | | | | | | | | |
| | 計 | 109,985 6,666,000 | 6,010 372,515 | 10,800 609,730 | 14,590 1,285,845 | 25,915 1,519,320 | 16,160 704,000 | | | | | 450 33,000 | 6,140 351,560 | 21,400 1,026,630 | 8,520 763,400 |

品目別産地別月別取扱高(切花)

令和3年1月～令和3年12月

上段 = 数量、下段 = 金額
単位：数量 = 本、金額 = 円

| 品目名 | 産地名 | 合計 | 1月 | 2月 | 3月 | 4月 | 5月 | 6月 | 7月 | 8月 | 9月 | 10月 | 11月 | 12月 |
|-----------------|------------|------------|-----------|-----------|-----------|-----------|-----------|-----------|-----------|------------|------------|-----------|-----------|---------|
| スナップ トルコキキョウ | 平均単価 | 61 | 62 | 56 | 88 | 59 | 44 | | | | 73 | 57 | 48 | 90 |
| | | 243,310 | | | | | | 2,930 | 35,410 | 68,100 | 63,685 | 46,980 | 25,015 | 1,190 |
| | 秋田 | 42,234,346 | | | | | | 804,100 | 6,311,415 | 11,350,075 | 11,218,130 | 7,970,446 | 4,386,580 | 193,600 |
| | 北海道 | 4,295 | | | | | | | 100 | 2,205 | 1,755 | 235 | | |
| | | 1,088,120 | | | | | | | 29,920 | 601,535 | 416,240 | 40,425 | | |
| | 青森 | 400 | | | | | | | 200 | 160 | 40 | | | |
| | | 85,580 | | | | | | | 41,800 | 28,820 | 14,960 | | | |
| | 岩手 | 1,690 | | | | | | | 280 | 1,130 | 280 | | | |
| | | 426,360 | | | | | | | 79,200 | 275,330 | 71,830 | | | |
| | 宮城 | 10,545 | 30 | | | 100 | 930 | 2,480 | 3,340 | 1,580 | 840 | 810 | 250 | 185 |
| | | 1,802,625 | 3,300 | | | 26,070 | 215,270 | 465,960 | 478,500 | 258,830 | 123,200 | 134,090 | 61,600 | 35,805 |
| | 山形 | 13,240 | | | | | | 690 | 4,150 | 4,660 | 1,510 | 1,760 | 470 | |
| | | 3,067,460 | | | | | | 187,110 | 1,114,520 | 828,300 | 381,040 | 435,930 | 120,560 | |
| | 福島 | 21,151 | | | | | 380 | 5,165 | 4,215 | 7,920 | 2,326 | 1,010 | 135 | |
| | | 4,594,315 | | | | | 82,940 | 1,189,980 | 927,190 | 1,567,720 | 566,555 | 237,600 | 22,330 | |
| | 茨城 | 5,240 | | 30 | 530 | 1,680 | 1,570 | 700 | 690 | | | | 40 | |
| | | 913,000 | | 4,950 | 155,100 | 251,460 | 299,640 | 121,880 | 72,050 | | | | 7,920 | |
| | 栃木 | 29,198 | 2,190 | 1,580 | 2,490 | 2,988 | 7,020 | 5,970 | 1,640 | | | 230 | 570 | 4,520 |
| | | 5,287,260 | 369,380 | 270,600 | 555,500 | 606,540 | 1,079,320 | 1,203,510 | 251,240 | | | 64,130 | 102,960 | 784,080 |
| | 群馬 | 1,185 | 40 | 80 | 35 | 60 | 740 | 120 | | | 30 | | | 80 |
| | 313,940 | 12,760 | 24,420 | 11,110 | 16,720 | 196,240 | 24,420 | | | 4,950 | | | 23,320 | |
| 千葉 | 10,884 | 70 | 110 | 140 | 430 | 1,740 | 4,024 | 1,610 | 1,340 | | 150 | 760 | 510 | |
| | 1,981,595 | 11,880 | 27,390 | 39,820 | 91,520 | 391,050 | 729,795 | 189,970 | 234,520 | | 32,340 | 148,610 | 84,700 | |
| 東京 | 40 | | | | | | 40 | | | | | | | |
| | 4,400 | | | | | | 4,400 | | | | | | | |
| 富山 | 2,620 | 60 | 90 | 30 | 60 | 260 | 1,200 | | 200 | 170 | 30 | 520 | | |
| | 793,705 | 18,810 | 29,040 | 9,240 | 15,180 | 78,320 | 378,620 | | 49,940 | 55,880 | 10,560 | 148,115 | | |
| 長野 | 4,665 | | | | | 60 | 165 | 440 | 1,870 | 970 | 970 | 140 | 50 | |
| | 1,214,235 | | | | | 29,700 | 56,650 | 121,990 | 507,100 | 223,850 | 239,525 | 25,520 | 9,900 | |
| 静岡 | 38,210 | 2,450 | 6,045 | 5,560 | 4,110 | 3,935 | 3,710 | 30 | | | 150 | 2,500 | 9,720 | |
| | 10,120,330 | 672,430 | 1,293,490 | 1,615,020 | 1,135,090 | 1,122,990 | 848,430 | 8,140 | | | 42,240 | 521,510 | 2,860,990 | |
| 愛知 | 7,075 | 330 | 250 | 715 | 840 | 1,680 | 1,830 | 420 | | | | 220 | 790 | |
| | 1,775,730 | 93,390 | 59,510 | 204,710 | 267,795 | 490,215 | 356,070 | 51,480 | | | | 28,600 | 223,960 | |
| 高知 | 7,505 | 2,750 | 1,435 | 770 | 230 | 890 | 340 | | | | | 100 | 990 | |
| | 2,268,475 | 849,310 | 422,235 | 227,150 | 76,010 | 296,780 | 80,190 | | | | | 24,640 | 292,160 | |
| 福岡 | 13,665 | 590 | 390 | 1,270 | 1,040 | 410 | 220 | 115 | 130 | 40 | 940 | 4,840 | 3,680 | |
| | 3,833,830 | 145,310 | 105,050 | 366,740 | 307,450 | 117,920 | 35,750 | 33,770 | 40,590 | 13,200 | 270,270 | 1,308,010 | 1,089,770 | |
| 佐賀 | 455 | | 20 | | 40 | | 65 | 140 | 190 | | | | | |
| | 138,765 | | 5,500 | | 9,680 | | 12,925 | 50,710 | 59,950 | | | | | |
| 長崎 | 9,930 | 1,110 | 970 | 1,550 | 1,600 | 2,010 | 650 | | | | 60 | 550 | 1,430 | |
| | 2,952,950 | 332,090 | 270,160 | 474,100 | 500,940 | 599,170 | 157,300 | | | | 29,040 | 141,130 | 449,020 | |

品目別産地別月別取扱高(切花)

令和3年1月～令和3年12月

上段 = 数量、下段 = 金額
単位：数量 = 本、金額 = 円

| 品目名 | 産地名 | 合計 | 1月 | 2月 | 3月 | 4月 | 5月 | 6月 | 7月 | 8月 | 9月 | 10月 | 11月 | 12月 | |
|---------|-------|-----------------------|---------------------|---------------------|---------------------|---------------------|---------------------|---------------------|---------------------|----------------------|----------------------|---------------------|---------------------|---------------------|--|
| トルコキキョウ | 熊本 | 26,263 7,458,605 | 2,650 742,005 | 1,910 547,525 | 5,060 1,578,280 | 5,020 1,299,815 | 2,418 676,500 | 315 63,470 | | 220 52,800 | 30 8,250 | 460 128,370 | 3,635 978,010 | 4,545 1,383,580 | |
| | 大分 | 2,710 615,670 | | 130 31,460 | 430 122,540 | 20 5,940 | 30 8,690 | 20 4,620 | | | | 320 89,100 | 430 85,690 | 1,330 267,630 | |
| | 鹿児島 | 5,675 663,410 | | 840 64,680 | 1,175 153,560 | 2,535 279,290 | 1,125 165,880 | | | | | | | | |
| | 沖縄 | 3,835 880,440 | 50 5,500 | 160 27,720 | 760 116,270 | 1,550 358,380 | 1,315 372,570 | | | | | | | | |
| | 台湾 | 8,120 1,077,065 | 20 2,420 | | 7,620 1,030,205 | 480 44,440 | | | | | | | | | |
| | 中国 | 5,700 667,480 | 1,760 183,700 | 680 80,080 | 1,480 199,980 | | | | | | | | 20 3,300 | 1,760 200,420 | |
| | ベトナム | 8,360 577,720 | 1,480 92,840 | 1,760 117,920 | 1,040 82,280 | | 640 36,960 | | | 480 39,600 | 880 58,080 | | 1,440 102,960 | 640 47,080 | |
| | マレーシア | 180 22,000 | | | | | | | | | | | | 180 22,000 | |
| | ケニア | 380 40,260 | 320 33,440 | 60 6,820 | | | | | | | | | | | |
| | エクアドル | 1,700 200,200 | 480 50,600 | 420 48,180 | 620 79,200 | | | | | | | | | 180 22,220 | |
| | 計 | 488,226 97,099,871 | 16,380 3,619,165 | 16,960 3,436,730 | 31,275 7,020,805 | 22,783 5,292,320 | 27,153 6,260,155 | 30,634 6,725,180 | 52,780 9,761,895 | 90,215 15,900,060 | 72,526 13,151,215 | 54,105 9,724,066 | 41,635 8,218,045 | 31,780 7,990,235 | |
| | 平均単価 | 199 | 221 | 203 | 224 | 232 | 231 | 220 | 185 | 176 | 181 | 180 | 197 | 251 | |
| | リヤトリス | 秋田 | 35,326 1,559,316 | | | | | | 5,070 227,755 | 10,180 353,045 | 20,076 978,516 | | | | |
| | | 山形 | 3,020 167,200 | | | | | | | 2,420 132,000 | 600 35,200 | | | | |
| 茨城 | | 300 19,030 | | | | | | 300 19,030 | | | | | | | |
| 東京 | | 400 26,400 | | | | | | 400 26,400 | | | | | | | |
| 新潟 | | 300 20,350 | | | | | | | 100 6,050 | 200 14,300 | | | | | |
| 長野 | | 1,670 79,915 | | | | | | 200 11,000 | 1,470 68,915 | | | | | | |
| 大阪 | | 11,100 746,350 | | | | | 4,100 306,900 | 7,000 439,450 | | | | | | | |
| 熊本 | | 600 36,300 | | | | | | | 600 36,300 | | | | | | |
| 沖縄 | | 13,210 708,070 | | 2,100 100,100 | 1,700 92,950 | 4,060 243,045 | 4,950 260,975 | 400 11,000 | | | | | | | |

品目別産地別月別取扱高(切花)

令和3年1月～令和3年12月

上段 = 数量、下段 = 金額
単位：数量 = 本、金額 = 円

| 品目名 | 産地名 | 合計 | 1月 | 2月 | 3月 | 4月 | 5月 | 6月 | 7月 | 8月 | 9月 | 10月 | 11月 | 12月 | |
|-------|-------|---------------------|------------------|------------------|------------------|------------------|-------------------|-------------------|-------------------|---------------------|----|---------------|------------------|------------------|------------------|
| リヤトリス | 台湾 | 21,120 1,092,828 | 3,240 159,412 | 2,680 136,664 | 5,080 269,940 | 3,040 120,780 | 1,440 54,120 | | | | | 840 56,100 | 1,560 102,960 | 3,240 192,852 | |
| | 中国 | 80 3,520 | | 80 3,520 | | | | | | | | | | | |
| | エクアドル | 80 3,960 | | 80 3,960 | | | | | | | | | | | |
| | 計 | 87,206 4,463,239 | 3,240 159,412 | 4,940 244,244 | 6,780 362,890 | 7,100 363,825 | 10,490 621,995 | 13,970 770,935 | 14,170 560,010 | 20,876 1,028,016 | | | 840 56,100 | 1,560 102,960 | 3,240 192,852 |
| | 平均単価 | 51 | 49 | 49 | 54 | 51 | 59 | 55 | 40 | 49 | | | 67 | 66 | 60 |
| 芍薬 | 秋田 | 3,260 276,100 | | | | | 580 31,900 | 2,680 244,200 | | | | | | | |
| | 北海道 | 1,669 153,362 | | | | | | 1,669 153,362 | | | | | | | |
| | 宮城 | 1,420 120,560 | | | | | 1,420 120,560 | | | | | | | | |
| | 福島 | 1,850 149,490 | | | | | 1,700 130,240 | 150 19,250 | | | | | | | |
| | 茨城 | 240 19,800 | | | | | 240 19,800 | | | | | | | | |
| | 栃木 | 3,850 245,245 | | | | | 3,850 245,245 | | | | | | | | |
| | 群馬 | 100 9,900 | | | | | | 100 9,900 | | | | | | | |
| | 埼玉 | 2,070 216,975 | | | | 890 88,990 | 1,180 127,985 | | | | | | | | |
| | 新潟 | 1,250 140,360 | | | | | | | 1,250 140,360 | | | | | | |
| | 長野 | 1,780 153,065 | | | | 290 31,405 | 350 31,350 | 1,140 90,310 | | | | | | | |
| | 静岡 | 6,730 479,600 | | | | 6,730 479,600 | | | | | | | | | |
| | 和歌山 | 210 32,560 | | | | 210 32,560 | | | | | | | | | |
| | 徳島 | 100 18,425 | | | | 100 18,425 | | | | | | | | | |
| | 計 | 24,529 2,015,442 | | | | | 8,220 650,980 | 9,320 707,080 | 6,989 657,382 | | | | | | |
| | 平均単価 | 82 | | | | | 79 | 76 | 94 | | | | | | |
| | 菖蒲 | 静岡 | 120 11,330 | | | | 120 11,330 | | | | | | | | |

品目別産地別月別取扱高(切花)

令和3年1月～令和3年12月

上段 = 数量、下段 = 金額
単位：数量 = 本、金額 = 円

| 品目名 | 産地名 | 合計 | 1月 | 2月 | 3月 | 4月 | 5月 | 6月 | 7月 | 8月 | 9月 | 10月 | 11月 | 12月 |
|------|---------|-----------|---------|---------|---------|---------|---------|--------|---------|---------|---------|---------|---------|---------|
| 菖蒲 | | 2,400 | | | | 2,300 | 100 | | | | | | | |
| | 愛知 | 162,580 | | | | 155,980 | 6,600 | | | | | | | |
| | 熊本 | 460 | | | | 50 | 410 | | | | | | | |
| | 計 | 2,980 | | | | 2,470 | 510 | | | | | | | |
| | 平均単価 | 74 | | | | 70 | 92 | | | | | | | |
| カラー | 北海道 | 2,440 | | | | 30 | 180 | 270 | 1,230 | 430 | 130 | 140 | 30 | |
| | | 329,395 | | | | 6,600 | 33,990 | 50,600 | 130,020 | 60,115 | 14,190 | 27,280 | 6,600 | |
| | 山形 | 1,140 | | | | | | 315 | 180 | | 190 | 455 | | |
| | | 144,595 | | | | | | 43,725 | 24,640 | | 20,900 | 55,330 | | |
| | 福島 | 8,898 | | | | | 760 | 833 | 1,135 | 1,535 | 3,140 | 1,136 | 299 | 60 |
| | | 972,423 | | | | | 59,840 | 81,279 | 115,280 | 167,475 | 358,931 | 117,315 | 59,763 | 12,540 |
| | 千葉 | 31,730 | 2,490 | 5,330 | 9,930 | 8,030 | 2,850 | 30 | 50 | | | 400 | 1,120 | 1,500 |
| | | 2,356,806 | 180,675 | 342,045 | 745,855 | 529,705 | 231,220 | 3,960 | 6,765 | | | 37,455 | 125,785 | 153,341 |
| | 東京 | 130 | | | | | | | | | 50 | 50 | 30 | |
| | | 18,590 | | | | | | | | | 8,250 | 6,050 | 4,290 | |
| | 新潟 | 1,150 | | | | | | | 820 | 270 | | | 60 | |
| | | 99,605 | | | | | | | 73,425 | 19,800 | | | 6,380 | |
| | 長野 | 1,310 | | | | | 220 | 310 | 70 | 60 | 400 | 110 | 80 | 60 |
| | | 214,115 | | | | | 30,690 | 54,505 | 6,820 | 10,725 | 57,915 | 22,220 | 17,600 | 13,640 |
| | 静岡 | 725 | | | 120 | 90 | 515 | | | | | | | |
| | | 92,538 | | | 24,860 | 14,080 | 53,598 | | | | | | | |
| | 愛知 | 380 | | 70 | 130 | | | | | | | 30 | 120 | 30 |
| | | 54,395 | | 10,120 | 16,555 | | | | | | | 2,310 | 19,470 | 5,940 |
| | 滋賀 | 70 | | | | | 40 | | | | | 30 | | |
| | | 10,560 | | | | | 6,600 | | | | | 3,960 | | |
| 福岡 | 1,535 | | 40 | 275 | 310 | 700 | 30 | | | | 110 | 50 | 20 | |
| | 174,350 | | 7,700 | 46,310 | 36,740 | 59,950 | 3,300 | | | | 9,350 | 6,600 | 4,400 | |
| 佐賀 | 20 | | | | | | | | | | | | | 20 |
| | 4,400 | | | | | | | | | | | | | 4,400 |
| 長崎 | 165 | | | | | | | | | | | 90 | 75 | |
| | 29,205 | | | | | | | | | | | 14,520 | 14,685 | |
| 熊本 | 620 | 120 | 40 | 80 | 240 | 40 | | | | | | | | 100 |
| | 74,470 | 12,760 | 3,520 | 12,320 | 26,620 | 4,400 | | | | | | | | 14,850 |
| 台湾 | 80 | 20 | | | | 30 | | | | | | | | 30 |
| | 11,220 | 3,960 | | | | 3,960 | | | | | | | | 3,300 |
| ベトナム | 120 | | | 120 | | | | | | | | | | |
| | 11,880 | | | 11,880 | | | | | | | | | | |
| インド | 60 | 60 | | | | | | | | | | | | |
| | 6,600 | 6,600 | | | | | | | | | | | | |

品目別産地別月別取扱高(切花)

令和3年1月～令和3年12月

上段 = 数量、下段 = 金額
単位：数量 = 本、金額 = 円

| 品目名 | 産地名 | 合計 | 1月 | 2月 | 3月 | 4月 | 5月 | 6月 | 7月 | 8月 | 9月 | 10月 | 11月 | 12月 | |
|-----|------|----------------------|------------------|------------------|-------------------|------------------|------------------|------------------|------------------|------------------|-------------------|-------------------|---------------------|---------------------|--|
| カラー | 計 | 50,573 4,605,147 | 2,690 203,995 | 5,480 363,385 | 10,655 857,780 | 8,700 613,745 | 5,335 484,248 | 2,608 310,794 | 2,935 303,325 | 2,075 246,565 | 3,910 457,986 | 2,591 300,410 | 1,774 250,503 | 1,820 212,411 | |
| | 平均単価 | 91 | 76 | 66 | 81 | 71 | 91 | 119 | 103 | 119 | 117 | 116 | 141 | 117 | |
| 孔雀草 | 秋田 | 8,330 558,855 | 100 8,800 | | | | | | | | 3,280 190,410 | | 2,920 220,660 | 2,030 138,985 | |
| | 宮城 | 1,940 139,370 | | | | | | 520 29,480 | 650 48,950 | 620 48,290 | 50 4,950 | 100 7,700 | | | |
| | 山形 | 2,910 208,450 | | | | | | | 625 43,065 | 335 19,415 | 650 48,950 | 1,140 81,180 | 160 15,840 | | |
| | 群馬 | 160 12,320 | | | | | | | | | 160 12,320 | | | | |
| | 埼玉 | 88,870 6,985,110 | 2,520 179,850 | 1,170 114,950 | 6,270 584,045 | 9,000 709,005 | 6,790 466,895 | 8,740 630,630 | 5,180 377,410 | 6,690 561,385 | 8,970 649,825 | 10,110 769,725 | 11,090 919,710 | 12,340 1,021,680 | |
| | 東京 | 130 8,800 | 50 3,300 | 80 5,500 | | | | | | | | | | | |
| | 長野 | 480 36,080 | | | | | | | | 480 36,080 | | | | | |
| | 高知 | 450 46,475 | | 300 28,875 | 100 12,650 | | | | 50 4,950 | | | | | | |
| | 福岡 | 2,220 164,670 | | | | | | 1,860 138,600 | | | | 360 26,070 | | | |
| | 計 | 105,490 8,160,130 | 2,670 191,950 | 1,550 149,325 | 6,370 596,695 | 9,000 709,005 | 8,650 605,495 | 9,310 665,060 | 6,455 469,425 | 8,125 665,170 | 13,470 932,525 | 11,350 858,605 | 14,170 1,156,210 | 14,370 1,160,665 | |
| | 平均単価 | 77 | 72 | 96 | 94 | 79 | 70 | 71 | 73 | 82 | 69 | 76 | 82 | 81 | |
| | 千鳥草 | 秋田 | 830 61,710 | | | | | | 830 61,710 | | | | | | |
| | | 北海道 | 210 24,310 | | | | | | | | | 120 12,320 | 40 4,840 | 50 7,150 | |
| 山形 | | 230 22,880 | | | | 100 11,000 | 130 11,880 | | | | | | | | |
| 福島 | | 100 7,150 | | | | 100 7,150 | | | | | | | | | |
| 茨城 | | 450 40,975 | | | | 50 4,400 | 400 36,575 | | | | | | | | |
| 群馬 | | 100 11,000 | | | | 100 11,000 | | | | | | | | | |
| 千葉 | | 80 7,920 | | | | 80 7,920 | | | | | | | | | |
| 長野 | | 340 27,720 | | | | | | | | 340 27,720 | | | | | |

品目別産地別月別取扱高(切花)

令和3年1月～令和3年12月

上段 = 数量、下段 = 金額
単位：数量 = 本、金額 = 円

| 品目名 | 産地名 | 合計 | 1月 | 2月 | 3月 | 4月 | 5月 | 6月 | 7月 | 8月 | 9月 | 10月 | 11月 | 12月 |
|---------|------|---------------------|------------------|---------------------|---------------------|------------------|---------------|-----------------|----|----|---------------|-------------|---------------|------------------|
| 千鳥草 | 和歌山 | 750 56,650 | | 400 26,950 | 300 24,750 | 50 4,950 | | | | | | | | |
| | 岡山 | 50 6,050 | | | | 50 6,050 | | | | | | | | |
| | 福岡 | 50 4,950 | | | 50 4,950 | | | | | | | | | |
| | 長崎 | 50 5,500 | | | | 50 5,500 | | | | | | | | |
| | 熊本 | 30 5,940 | | 30 5,940 | | | | | | | | | | |
| | 計 | 3,270 282,755 | | 430 32,890 | 350 29,700 | 580 57,970 | 530 48,455 | 1,170 89,430 | | | 120 12,320 | 40 4,840 | 50 7,150 | |
| | 平均単価 | 86 | | 76 | 85 | 100 | 91 | 76 | | | 103 | 121 | 143 | |
| マーガレット | 静岡 | 1,350 84,755 | 50 5,225 | 150 6,930 | 300 26,950 | 650 33,550 | | | | | | | 200 12,100 | |
| | 香川 | 960 56,760 | | 200 13,750 | 60 3,960 | 100 6,600 | 600 32,450 | | | | | | | |
| | 長崎 | 50 3,575 | | | | 50 3,575 | | | | | | | | |
| | 計 | 2,360 145,090 | 50 5,225 | 350 20,680 | 360 30,910 | 800 43,725 | 600 32,450 | | | | | | 200 12,100 | |
| | 平均単価 | 61 | 105 | 59 | 86 | 55 | 54 | | | | | | 61 | |
| レナンキュラス | 秋田 | 60,288 6,317,212 | 6,340 668,415 | 13,208 1,412,807 | 25,100 2,662,605 | 9,650 891,275 | 560 31,075 | | | | | | 280 62,040 | 5,150 588,995 |
| | 北海道 | 355 63,855 | | | 185 36,795 | 60 12,540 | | | | | | | 50 6,600 | 60 7,920 |
| | 山形 | 1,175 96,525 | 210 14,575 | 240 17,930 | 265 22,055 | 210 21,230 | | | | | | | | 250 20,735 |
| | 福島 | 1,565 148,555 | 380 34,210 | 330 23,210 | 665 67,485 | 190 23,650 | | | | | | | | |
| | 茨城 | 150 12,650 | | | 150 12,650 | | | | | | | | | |
| | 千葉 | 290 43,010 | 50 3,300 | 140 22,440 | 70 12,650 | | | | | | | | | 30 4,620 |
| | 長野 | 7,843 883,080 | 2,605 319,330 | 3,628 403,040 | 970 93,775 | 200 12,375 | | | | | | | 180 21,780 | 260 32,780 |
| | 静岡 | 860 105,985 | 60 6,930 | 410 49,720 | 250 28,435 | 30 3,300 | | | | | | | | 110 17,600 |
| | 香川 | 4,040 304,040 | 150 12,100 | 1,600 110,000 | 490 37,840 | | | | | | | | 100 9,900 | 1,700 134,200 |

品目別産地別月別取扱高(切花)

令和3年1月～令和3年12月

上段 = 数量、下段 = 金額
単位：数量 = 本、金額 = 円

| 品目名 | 産地名 | 合計 | 1月 | 2月 | 3月 | 4月 | 5月 | 6月 | 7月 | 8月 | 9月 | 10月 | 11月 | 12月 | |
|---------|------|---------------------|---------------------|---------------------|---------------------|-------------------|------------------|------------------|------------------|------------------|---------------------|---------------------|------------------|------------------|------------------|
| レナンキュラス | 福岡 | 2,070 145,475 | 800 49,225 | 960 62,260 | 160 22,990 | | | | | | | | | 150 11,000 | |
| | 長崎 | 1,095 91,850 | 150 12,650 | 510 38,775 | 385 35,475 | | | | | | | | 50 4,950 | | |
| | 大分 | 285 68,640 | 120 31,680 | 70 19,580 | 15 3,630 | | | | | | | | | 80 13,750 | |
| | 宮崎 | 590 57,750 | 130 13,640 | 50 3,850 | 390 34,540 | | | | | | | | | 20 5,720 | |
| | 計 | 80,606 8,338,627 | 10,995 1,166,055 | 21,146 2,163,612 | 29,095 3,070,925 | 10,340 964,370 | 560 31,075 | | | | | | | 660 105,270 | 7,810 837,320 |
| | 平均単価 | 103 | 106 | 102 | 106 | 93 | 55 | | | | | | | 160 | 107 |
| | 都忘れ | 宮城 | 100 3,300 | | | | | | 100 3,300 | | | | | | |
| | 福岡 | 500 19,525 | | | 400 16,225 | 100 3,300 | | | | | | | | | |
| | 計 | 600 22,825 | | | 400 16,225 | 100 3,300 | | 100 3,300 | | | | | | | |
| | 平均単価 | 38 | | | 41 | 33 | | 33 | | | | | | | |
| ダリア | 秋田 | 40,885 5,798,285 | 20 2,200 | | | 252 51,524 | 1,222 156,519 | 2,483 330,221 | 6,560 786,696 | 3,020 379,612 | 11,385 1,619,537 | 10,338 1,498,476 | 4,565 790,075 | 1,040 183,425 | |
| | 北海道 | 110 23,100 | | | | | | | | 55 9,405 | | 25 5,775 | | 30 7,920 | |
| | 山形 | 594 109,450 | | | | | | 85 13,915 | | 35 5,610 | 195 36,465 | 179 33,990 | 100 19,470 | | |
| | 福島 | 7,210 416,680 | | 120 17,160 | 20 3,410 | | 30 5,280 | 200 12,540 | 1,740 97,460 | 500 15,400 | 1,610 91,080 | 2,600 145,750 | 390 28,600 | | |
| | 埼玉 | 130 7,975 | 10 1,375 | | | | | 120 6,600 | | | | | | | |
| | 千葉 | 1,349 272,548 | 40 7,260 | 80 12,650 | 615 118,163 | 115 22,385 | 10 1,980 | 95 16,390 | 20 2,200 | | | | 79 19,635 | 235 53,625 | 60 18,260 |
| | 長野 | 340 59,510 | | | 60 13,200 | | 60 10,560 | | | 80 11,440 | | 30 3,300 | 80 16,060 | 30 4,950 | |
| | 静岡 | 20 3,960 | | | | | 20 3,960 | | | | | | | | |
| | 愛知 | 25 6,875 | | | | | | | | | | | | 25 6,875 | |
| | 和歌山 | 155 29,700 | | 20 1,760 | 60 12,540 | 20 3,960 | | | | | | | | 30 5,940 | 25 5,500 |
| | 高知 | 380 69,355 | 60 10,560 | 20 2,530 | | | 40 8,140 | 200 38,225 | 60 9,900 | | | | | | |

品目別産地別月別取扱高(切花)

令和3年1月～令和3年12月

上段 = 数量、下段 = 金額
単位：数量 = 本、金額 = 円

| 品目名 | 産地名 | 合計 | 1月 | 2月 | 3月 | 4月 | 5月 | 6月 | 7月 | 8月 | 9月 | 10月 | 11月 | 12月 |
|------|-----------|-----------|---------|---------|---------|---------|---------|---------|---------|-----------|-----------|---------|---------|-------|
| ダリア | | 1,580 | 80 | 240 | 580 | 640 | 20 | | | | | | | 20 |
| | 福岡 | 259,243 | 11,275 | 33,935 | 111,623 | 94,765 | 2,805 | | | | | | | 4,840 |
| | 宮崎 | 220 | 125 | 25 | 30 | | 20 | | | | | | | 20 |
| | | 37,400 | 18,700 | 3,740 | 6,600 | | 3,960 | | | | | | | 4,400 |
| | 計 | 52,998 | 335 | 505 | 1,365 | 1,067 | 1,582 | 3,043 | 8,320 | 3,690 | 13,190 | 13,251 | 5,400 | 1,250 |
| | 7,094,081 | 51,370 | 71,775 | 265,536 | 180,774 | 223,289 | 389,566 | 886,356 | 421,467 | 1,747,082 | 1,706,926 | 913,770 | 236,170 | |
| | 平均単価 | 134 | 153 | 142 | 195 | 169 | 141 | 128 | 107 | 114 | 132 | 129 | 169 | 189 |
| アスター | | 50,350 | | | | | | | 11,630 | 34,520 | 4,200 | | | |
| | 秋田 | 3,613,445 | | | | | | | 792,935 | 2,530,495 | 290,015 | | | |
| | | 190 | | | | | | | 80 | | 110 | | | |
| | 北海道 | 21,670 | | | | | | | 12,650 | | 9,020 | | | |
| | | 360 | | | | | | | | 360 | | | | |
| | 岩手 | 29,370 | | | | | | | | 29,370 | | | | |
| | | 1,320 | | | | | | | 80 | 1,240 | | | | |
| | 宮城 | 103,400 | | | | | | | 6,160 | 97,240 | | | | |
| | | 1,370 | | | | | | | 80 | 1,200 | | 70 | 20 | |
| | 山形 | 119,790 | | | | | | | 5,720 | 92,400 | | 17,270 | 4,400 | |
| | | 110 | | | | | | | | | 110 | | | |
| | 福島 | 10,230 | | | | | | | | | 10,230 | | | |
| | | 1,400 | | | | | | 800 | 550 | | | 50 | | |
| | 茨城 | 113,575 | | | | | | 69,575 | 39,600 | | | 4,400 | | |
| | | 160 | | | | | | | | | 160 | | | |
| | 栃木 | 12,320 | | | | | | | | | 12,320 | | | |
| | | 200 | | | | | | | | 200 | | | | |
| | 群馬 | 21,450 | | | | | | | | 21,450 | | | | |
| | | 1,960 | | | | | | | 400 | 860 | 700 | | | |
| | 埼玉 | 113,520 | | | | | | | 24,750 | 52,470 | 36,300 | | | |
| | 9,840 | | | | 740 | 150 | 2,240 | 3,760 | 150 | 2,200 | 450 | 50 | 100 | |
| 千葉 | 715,440 | | | | 60,170 | 10,450 | 165,220 | 256,300 | 12,650 | 164,175 | 34,650 | 3,850 | 7,975 | |
| | 930 | | | | | | | | | 50 | 880 | | | |
| 新潟 | 66,605 | | | | | | | | | 4,125 | 62,480 | | | |
| | 980 | | | | | | | | 50 | 730 | 40 | 130 | 30 | |
| 長野 | 86,350 | | | | | | | | 7,150 | 53,350 | 5,940 | 13,805 | 6,105 | |
| | 550 | | | | | | | | 480 | 70 | | | | |
| 静岡 | 42,020 | | | | | | | | 35,860 | 6,160 | | | | |
| | 440 | | | | | 200 | | | | 40 | 50 | 150 | | |
| 香川 | 37,015 | | | | | 15,400 | | | | 5,940 | 3,850 | 11,825 | | |
| | 200 | | 50 | | 150 | | | | | | | | | |
| 高知 | 18,700 | | 3,850 | | 14,850 | | | | | | | | | |
| | 21,170 | 1,460 | 1,790 | 2,170 | 820 | 750 | 2,530 | 2,500 | 2,000 | 1,860 | 1,500 | 1,940 | 1,850 | |
| 福岡 | 1,645,215 | 90,915 | 115,170 | 171,105 | 68,915 | 59,125 | 213,675 | 194,150 | 155,375 | 133,320 | 122,265 | 168,190 | 153,010 | |

品目別産地別月別取扱高(切花)

令和3年1月～令和3年12月

上段 = 数量、下段 = 金額
単位：数量 = 本、金額 = 円

| 品目名 | 産地名 | 合計 | 1月 | 2月 | 3月 | 4月 | 5月 | 6月 | 7月 | 8月 | 9月 | 10月 | 11月 | 12月 |
|------|------|---------------------|-----------------|------------------|------------------|------------------|------------------|------------------|---------------------|---------------------|------------------|------------------|------------------|------------------|
| アスター | 長崎 | 100 9,350 | | | 100 9,350 | | | | | | | | | |
| | 熊本 | 3,630 313,500 | | | | 1,120 95,370 | 2,390 207,570 | 120 10,560 | | | | | | |
| | 大分 | 1,200 62,150 | | | | | | | | | | 1,200 62,150 | | |
| | 計 | 96,460 7,155,115 | 1,460 90,915 | 1,840 119,020 | 2,270 180,455 | 2,830 239,305 | 3,490 292,545 | 6,090 483,780 | 20,270 1,424,445 | 41,330 3,045,955 | 9,290 664,950 | 3,450 258,390 | 2,190 194,370 | 1,950 160,985 |
| | 平均単価 | 74 | 62 | 65 | 79 | 85 | 84 | 79 | 70 | 74 | 72 | 75 | 89 | 83 |
| アリアム | 秋田 | 6,380 284,350 | | | | | 1,670 99,880 | 4,030 147,730 | 680 36,740 | | | | | |
| | 北海道 | 480 39,985 | | | | | | 350 27,775 | 130 12,210 | | | | | |
| | 岩手 | 500 44,275 | | | | | 120 14,520 | 380 29,755 | | | | | | |
| | 山形 | 140 6,600 | | | | | 140 6,600 | | | | | | | |
| | 福島 | 100 9,350 | | | | 50 3,850 | | 50 5,500 | | | | | | |
| | 群馬 | 170 11,990 | | | | | 150 8,250 | 20 3,740 | | | | | | |
| | 千葉 | 155 20,048 | | | 125 16,088 | 30 3,960 | | | | | | | | |
| | 福井 | 100 7,700 | | | | | | | 50 4,400 | | | 50 3,300 | | |
| | 長野 | 4,320 157,630 | | | | 3,020 136,730 | 1,300 20,900 | | | | | | | |
| | 徳島 | 500 34,650 | 350 24,475 | 100 6,600 | 50 3,575 | | | | | | | | | |
| | 愛媛 | 150 6,600 | | | 150 6,600 | | | | | | | | | |
| | 熊本 | 4,410 406,395 | 450 62,150 | 250 26,400 | 760 73,425 | 1,090 105,545 | 1,460 110,275 | 400 28,600 | | | | | | |
| | 宮崎 | 6,525 261,800 | | 2,900 130,900 | 3,625 130,900 | | | | | | | | | |
| | オランダ | 17 6,171 | | | | 17 6,171 | | | | | | | | |
| | 計 | 23,947 1,297,544 | 800 86,625 | 3,250 163,900 | 4,710 230,588 | 4,207 256,256 | 4,840 260,425 | 5,280 247,500 | 810 48,950 | | | 50 3,300 | | |
| | 平均単価 | 54 | 108 | 50 | 49 | 61 | 54 | 47 | 60 | | | 66 | | |

品目別産地別月別取扱高(切花)

令和3年1月～令和3年12月

上段 = 数量、下段 = 金額
単位：数量 = 本、金額 = 円

| 品目名 | 産地名 | 合計 | 1月 | 2月 | 3月 | 4月 | 5月 | 6月 | 7月 | 8月 | 9月 | 10月 | 11月 | 12月 |
|------|--------|----------------------|---------------|---------------|-----------------|------------------|------------------|------------------|-------------------|---------------------|---------------------|------------------|-----------------|---------------|
| ナデシコ | 秋田 | 550 34,320 | | | | | | | 550 34,320 | | | | | |
| | 北海道 | 1,488 81,918 | | | | | 50 3,575 | 250 15,126 | 340 13,145 | 560 38,665 | 288 11,407 | | | |
| | 青森 | 50 4,125 | | | | | | 50 4,125 | | | | | | |
| | 宮城 | 1,200 71,280 | | | | | | 1,200 71,280 | | | | | | |
| | 山形 | 1,610 122,155 | | 50 2,200 | 50 6,600 | 50 4,125 | 50 3,300 | 160 13,860 | | 840 60,500 | 410 31,570 | | | |
| | 福島 | 2,200 113,300 | | | | 1,100 50,600 | 400 17,600 | | 100 7,150 | 600 37,950 | | | | |
| | 群馬 | 150 10,890 | | 80 7,040 | | | 70 3,850 | | | | | | | |
| | 千葉 | 2,600 159,830 | 50 4,400 | | 180 14,960 | 370 26,565 | 730 38,060 | 1,045 54,835 | 30 2,805 | | | | | 195 18,205 |
| | 長野 | 440 23,595 | | | | 140 7,920 | 100 3,300 | 100 5,500 | | | 100 6,875 | | | |
| | 静岡 | 350 17,820 | | 50 825 | 60 2,640 | 50 1,100 | 190 13,255 | | | | | | | |
| | 愛知 | 90 7,205 | | | | | | 40 3,080 | 50 4,125 | | | | | |
| | 長崎 | 30 1,320 | | 30 1,320 | | | | | | | | | | |
| | コロンビア | 460 23,870 | 60 2,970 | | | | 240 10,560 | 30 660 | 30 1,650 | | 40 3,740 | 30 2,145 | 30 2,145 | |
| | 中国 | 7,305 288,750 | 480 18,480 | 600 24,090 | 1,255 63,140 | 1,130 45,760 | 1,020 30,030 | 150 4,950 | 420 12,870 | 570 16,830 | 270 12,540 | 330 13,200 | 660 27,060 | 420 19,800 |
| | タイ | 120 3,960 | | | | 120 3,960 | | | | | | | | |
| | シンガポール | 160 17,600 | 40 3,080 | | | | | | | | | | | 120 14,520 |
| | ベトナム | 100 4,950 | | | | | | 100 4,950 | | | | | | |
| | エクアドル | 270 22,578 | 90 6,930 | 50 3,575 | | | | | | | 100 9,763 | 30 2,310 | | |
| | 計 | 19,173 1,009,466 | 720 35,860 | 860 39,050 | 1,545 87,340 | 2,960 140,030 | 2,850 123,530 | 3,125 178,366 | 1,520 76,065 | 2,570 153,945 | 1,208 75,895 | 390 17,655 | 690 29,205 | 735 52,525 |
| | 平均単価 | 53 | 50 | 45 | 57 | 47 | 43 | 57 | 50 | 60 | 63 | 45 | 42 | 71 |
| ケイトウ | 秋田 | 120,618 5,695,344 | | | | | | | 11,250 468,215 | 60,590 2,695,000 | 42,078 2,211,479 | 5,600 279,400 | 1,100 41,250 | |

品目別産地別月別取扱高(切花)

令和3年1月～令和3年12月

上段 = 数量、下段 = 金額
単位：数量 = 本、金額 = 円

| 品目名 | 産地名 | 合計 | 1月 | 2月 | 3月 | 4月 | 5月 | 6月 | 7月 | 8月 | 9月 | 10月 | 11月 | 12月 |
|-------|-------------|---------------------|----|----|-------------|----|--------------|-----------------|------------------|---------------------|------------------|------------------|------------------|---------------|
| ケイトウ | 宮城 | 260 16,170 | | | | | | | | | 200 13,200 | 60 2,970 | | |
| | 山形 | 35,302 1,998,590 | | | | | | | 1,540 70,070 | 17,807 1,092,465 | 8,175 460,680 | 4,140 215,215 | 3,640 160,160 | |
| | 福島 | 290 15,950 | | | | | | 120 7,260 | | | | | | 170 8,690 |
| | 茨城 | 1,448 219,115 | | | | | | 529 39,342 | 539 100,683 | 270 54,560 | 70 15,730 | 40 8,800 | | |
| | 栃木 | 1,870 148,500 | | | | | | 250 23,100 | 650 50,600 | 510 39,930 | 250 17,050 | 210 17,820 | | |
| | 群馬 | 340 43,670 | | | | | | 130 12,870 | | | | 210 30,800 | | |
| | 埼玉 | 2,410 163,295 | | | | | | 540 22,880 | 200 11,000 | 700 39,050 | 950 85,525 | 20 4,840 | | |
| | 千葉 | 1,905 143,550 | | | | | 110 8,690 | 180 13,805 | 705 50,655 | 510 40,700 | 200 16,500 | 150 8,250 | 50 4,950 | |
| | 神奈川 | 480 30,855 | | | | | | | 290 17,325 | 150 10,450 | | 40 3,080 | | |
| | 新潟 | 80 4,125 | | | | | | | | 30 825 | 50 3,300 | | | |
| | 長野 | 220 16,720 | | | | | | | 50 4,400 | | 50 4,400 | 50 3,300 | 70 4,620 | |
| | 愛知 | 6,580 328,746 | | | | | 100 5,500 | 1,040 61,270 | 3,570 159,456 | 320 14,300 | 620 29,260 | 240 12,210 | 100 8,800 | 590 37,950 |
| | 大阪 | 2,200 118,250 | | | | | | | 1,200 64,900 | 1,000 53,350 | | | | |
| | 和歌山 | 400 19,800 | | | | | | | | | 100 5,500 | 300 14,300 | | |
| | 山口 | 100 7,150 | | | | | | | 100 7,150 | | | | | |
| | 徳島 | 950 52,635 | | | | | | | 480 27,060 | 370 18,975 | 100 6,600 | | | |
| | 福岡 | 125 7,975 | | | | | 25 1,650 | 50 4,400 | 50 1,925 | | | | | |
| | 佐賀 | 400 53,790 | | | | | | | 120 14,080 | 120 17,710 | | | 160 22,000 | |
| | 長崎 | 290 22,330 | | | | | | | | 40 3,080 | 250 19,250 | | | |
| | 中国 | 20 1,980 | | | | | | | | | | 10 1,100 | 10 880 | |
| エクアドル | 60 6,050 | | | | 10 1,100 | | 10 1,100 | | | | 30 2,750 | 10 1,100 | | |

品目別産地別月別取扱高(切花)

令和3年1月～令和3年12月

上段 = 数量、下段 = 金額
単位：数量 = 本、金額 = 円

| 品目名 | 産地名 | 合計 | 1月 | 2月 | 3月 | 4月 | 5月 | 6月 | 7月 | 8月 | 9月 | 10月 | 11月 | 12月 |
|------|------|----------------------|------------------|------------------|---------------------|-------------|---------------|------------------|---------------------|---------------------|---------------------|-------------------|------------------|------------------|
| ケイトウ | 計 | 176,348 9,114,590 | | | 10 1,100 | | 245 16,940 | 4,739 298,117 | 20,374 1,027,444 | 81,237 4,012,030 | 52,993 2,898,374 | 11,030 594,165 | 4,960 219,780 | 760 46,640 |
| | 平均単価 | 52 | | | 110 | | 69 | 63 | 50 | 49 | 55 | 54 | 44 | 61 |
| | 千葉 | 41,710 1,992,375 | 5,900 183,700 | 7,500 253,550 | 22,960 1,277,100 | | | | | | | | 100 5,500 | 5,250 272,525 |
| 金仙花 | 計 | 41,710 1,992,375 | 5,900 183,700 | 7,500 253,550 | 22,960 1,277,100 | | | | | | | | 100 5,500 | 5,250 272,525 |
| | 平均単価 | 48 | 31 | 34 | 56 | | | | | | | | 55 | 52 |
| 菜の花 | 栃木 | 100 5,500 | | 100 5,500 | | | | | | | | | | |
| | 千葉 | 8,580 302,555 | 2,300 76,450 | 5,650 195,855 | 300 11,550 | | | | | | | | | 330 18,700 |
| | 長崎 | 3,400 125,950 | 400 11,000 | 2,600 99,550 | 400 15,400 | | | | | | | | | |
| | 計 | 12,080 434,005 | 2,700 87,450 | 8,350 300,905 | 700 26,950 | | | | | | | | | 330 18,700 |
| | 平均単価 | 36 | 32 | 36 | 39 | | | | | | | | | 57 |
| コスモス | 秋田 | 170 7,260 | | | | | | | | | | 170 7,260 | | |
| | 北海道 | 600 39,600 | | | | | | | 100 4,400 | 300 22,275 | 200 12,925 | | | |
| | 山形 | 100 7,150 | | | | | | | | | | 100 7,150 | | |
| | 福島 | 150 6,325 | | | | | | | | | | 150 6,325 | | |
| | 群馬 | 50 4,400 | | | | | | | | 50 4,400 | | | | |
| | 千葉 | 300 23,375 | | | | | | | | | 100 8,525 | 150 11,550 | 50 3,300 | |
| | 長野 | 210 13,915 | | | | | | | | 80 6,160 | 80 5,280 | 50 2,475 | | |
| | 三重 | 300 15,400 | | 50 2,475 | 100 3,850 | | | | | | | 150 9,075 | | |
| | 香川 | 300 20,625 | | | | 50 2,475 | | | | | | 200 14,025 | | 50 4,125 |
| | 福岡 | 40 1,980 | | 40 1,980 | | | | | | | | | | |
| | 佐賀 | 50 3,300 | | | | | | | | | | | 50 3,300 | |

品目別産地別月別取扱高(切花)

令和3年1月～令和3年12月

上段 = 数量、下段 = 金額
単位：数量 = 本、金額 = 円

| 品目名 | 産地名 | 合計 | 1月 | 2月 | 3月 | 4月 | 5月 | 6月 | 7月 | 8月 | 9月 | 10月 | 11月 | 12月 | |
|------|------|---------------------|--------------|--------------|-----------------|------------------|------------------|-------------------|-------------------|---------------------|------------------|------------------|---------------|-------------|-------------|
| コスモス | 計 | 2,270 143,330 | | 90 4,455 | 100 3,850 | 50 2,475 | | | 100 4,400 | 430 32,835 | 380 26,730 | 970 57,860 | 100 6,600 | 50 4,125 | |
| | 平均単価 | 63 | | 50 | 39 | 50 | | | 44 | 76 | 70 | 60 | 66 | 83 | |
| ひまわり | 秋田 | 66,270 3,279,650 | | | | | | 10,940 599,500 | 19,400 875,435 | 22,400 1,201,090 | 9,930 477,290 | 3,500 121,935 | 100 4,400 | | |
| | 北海道 | 2,790 174,955 | | | | | | 550 30,800 | 1,410 77,550 | 450 39,325 | 330 23,980 | 50 3,300 | | | |
| | 青森 | 510 35,255 | | | | 200 11,000 | 150 9,350 | 50 4,675 | 60 5,280 | 50 4,950 | | | | | |
| | 岩手 | 4,770 272,085 | | | | | 550 36,685 | | 3,480 186,120 | 740 49,280 | | | | | |
| | 宮城 | 34,618 2,394,200 | | | | | 3,640 246,180 | 9,409 709,632 | 9,840 653,180 | 4,369 337,673 | 4,310 298,870 | 3,050 148,665 | | | |
| | 山形 | 12,000 691,515 | | | | 450 24,750 | 3,260 222,255 | 4,670 292,655 | 2,990 121,495 | 100 8,800 | 40 3,080 | 490 18,480 | | | |
| | 福島 | 60 3,960 | | | | | | | 60 3,960 | | | | | | |
| | 茨城 | 3,610 274,340 | | | | | 240 25,300 | 2,510 192,390 | 860 56,650 | | | | | | |
| | 栃木 | 260 11,990 | | | | | | | 260 11,990 | | | | | | |
| | 群馬 | 4,240 344,850 | | | | | | | | 2,200 174,680 | 2,040 170,170 | | | | |
| | 埼玉 | 410 22,440 | | | | | 250 10,615 | | 160 11,825 | | | | | | |
| | 千葉 | 34,700 1,965,150 | 100 6,050 | 100 7,700 | 1,460 73,645 | 7,490 363,000 | 7,320 407,385 | 8,700 540,210 | 6,440 335,225 | 2,020 154,440 | 590 48,730 | 50 2,200 | 340 19,635 | 90 6,930 | |
| | 東京 | 10,480 587,455 | | 50 3,850 | 200 16,390 | 890 50,050 | 4,790 259,545 | 2,710 153,780 | 60 5,940 | 1,530 75,900 | 250 22,000 | | | | |
| | 神奈川 | 150 10,890 | | | | | | 90 6,930 | | 60 3,960 | | | | | |
| | 新潟 | 650 60,390 | | | | 50 2,750 | | 100 12,100 | 350 28,490 | 150 17,050 | | | | | |
| | 長野 | 1,210 74,910 | | | | | | 50 5,500 | 910 51,700 | 50 3,850 | 80 7,920 | 120 5,940 | | | |
| | 静岡 | 1,540 102,740 | | | 640 51,590 | | 150 10,230 | | | | 750 40,920 | | | | |
| | 愛知 | 2,980 174,790 | 60 3,960 | | | | 690 32,340 | 1,290 70,070 | 460 26,180 | 100 8,360 | 340 30,360 | | | | 40 3,520 |
| | 大阪 | 80 4,400 | | | | | 80 4,400 | | | | | | | | |

品目別産地別月別取扱高(切花)

令和3年1月～令和3年12月

上段 = 数量、下段 = 金額
単位：数量 = 本、金額 = 円

| 品目名 | 産地名 | 合計 | 1月 | 2月 | 3月 | 4月 | 5月 | 6月 | 7月 | 8月 | 9月 | 10月 | 11月 | 12月 | |
|-------|---------|-----------------------|---------------------|------------------|------------------|-------------------|---------------------|---------------------|---------------------|---------------------|---------------------|------------------|------------------|------------------|----------------|
| ひまわり | 和歌山 | 7,500 290,004 | | | | | 1,280 63,800 | 3,880 160,644 | 2,340 65,560 | | | | | | |
| | 香川 | 200 13,750 | | | | 100 5,500 | 100 8,250 | | | | | | | | |
| | 愛媛 | 100 5,500 | | | | | | | | | 100 5,500 | | | | |
| | 高知 | 140 7,700 | | | 80 4,400 | | 60 3,300 | | | | | | | | |
| | 熊本 | 240 13,200 | | | | 240 13,200 | | | | | | | | | |
| | 大分 | 300 26,950 | | | | | | 250 22,550 | 50 4,400 | | | | | | |
| | 計 | 189,808 10,843,069 | 160 10,010 | 150 11,550 | 2,380 146,025 | 10,190 506,990 | 23,080 1,372,965 | 44,689 2,773,496 | 48,450 2,487,210 | 34,459 2,101,358 | 18,420 1,098,460 | 7,260 300,520 | 440 24,035 | 130 10,450 | |
| | 平均単価 | 57 | 63 | 77 | 61 | 50 | 59 | 62 | 51 | 61 | 60 | 41 | 55 | 80 | |
| | アンスリュウム | 福島 | 2,918 562,612 | 311 52,569 | 404 71,269 | 574 111,150 | 249 45,221 | 61 10,142 | 315 60,698 | 230 48,675 | 123 26,103 | 282 54,087 | 163 32,846 | 41 9,482 | 165 40,370 |
| | | 千葉 | 481 82,280 | 66 8,030 | 71 10,384 | 118 19,822 | 124 22,066 | 30 7,810 | 60 11,000 | | | | | | 12 3,168 |
| 愛知 | | 60 8,800 | | | | 40 5,940 | | 20 2,860 | | | | | | | |
| 台湾 | | 24,278 3,036,319 | 290 36,828 | 170 20,438 | 2,370 254,265 | 2,586 291,060 | 3,324 290,917 | 3,653 383,933 | 3,386 381,073 | 2,645 441,122 | 1,860 313,566 | 1,398 212,113 | 1,722 265,628 | 874 145,376 | |
| アメリカ | | 260 40,535 | | | 60 8,910 | 35 5,555 | | | 20 4,400 | | 50 6,160 | 80 11,880 | | 15 3,630 | |
| 計 | | 27,997 3,730,546 | 667 97,427 | 645 102,091 | 3,122 394,147 | 3,034 369,842 | 3,415 308,869 | 4,048 458,491 | 3,636 434,148 | 2,768 467,225 | 2,192 373,813 | 1,641 256,839 | 1,763 275,110 | 1,066 192,544 | |
| 平均単価 | | 133 | 146 | 158 | 126 | 122 | 90 | 113 | 119 | 169 | 171 | 157 | 156 | 181 | |
| グロリオサ | | 長野 | 40 9,240 | | | | | | | | | | 40 9,240 | | |
| | | 愛知 | 10,210 1,582,350 | 440 61,270 | 820 105,380 | 1,070 208,230 | 830 129,250 | 940 137,390 | 1,050 150,370 | 800 99,990 | 680 98,340 | 720 105,050 | 1,160 173,140 | 760 126,280 | 940 187,660 |
| | | 高知 | 5,740 1,420,320 | 380 97,240 | 400 81,840 | 880 234,520 | 320 83,820 | 440 96,360 | 420 98,120 | 360 76,780 | 420 92,400 | 420 101,310 | 295 71,830 | 505 133,650 | 900 252,450 |
| | 計 | 15,990 3,011,910 | 820 158,510 | 1,220 187,220 | 1,950 442,750 | 1,150 213,070 | 1,380 233,750 | 1,470 248,490 | 1,160 176,770 | 1,100 190,740 | 1,140 206,360 | 1,495 254,210 | 1,265 259,930 | 1,840 440,110 | |
| | 平均単価 | 188 | 193 | 153 | 227 | 185 | 169 | 169 | 152 | 173 | 181 | 170 | 205 | 239 | |
| | 静岡 | 2,590 212,850 | | | | | | 180 18,315 | 350 32,120 | 490 46,695 | 1,270 89,760 | 200 18,040 | 100 7,920 | | |

品目別産地別月別取扱高(切花)

令和3年1月～令和3年12月

上段 = 数量、下段 = 金額
単位：数量 = 本、金額 = 円

| 品目名 | 産地名 | 合計 | 1月 | 2月 | 3月 | 4月 | 5月 | 6月 | 7月 | 8月 | 9月 | 10月 | 11月 | 12月 |
|---------|-----------|-----------|---------|---------|---------|---------|---------|---------|---------|-----------|---------|---------|---------|---------|
| クルクマ | | 13,600 | | | | | | 410 | 3,560 | 6,480 | 2,490 | 660 | | |
| | 愛知 | 1,858,780 | | | | | | 58,410 | 434,500 | 1,016,840 | 284,570 | 64,460 | | |
| | 福岡 | 40 | | | | | | | 40 | | | | | |
| | | 4,510 | | | | | | | 4,510 | | | | | |
| | 宮崎 | 150 | | | | | | | 10 | | 110 | 30 | | |
| | | 18,095 | | | | | | | 2,640 | | 12,320 | 3,135 | | |
| | 鹿児島 | 1,380 | | | | | | | 1,020 | | 140 | 120 | 100 | |
| | 114,620 | | | | | | | 70,400 | | 23,100 | 12,100 | 9,020 | | |
| 沖縄 | 40 | | | | | | | 40 | | | | | | |
| | 3,520 | | | | | | | 3,520 | | | | | | |
| 計 | | 17,800 | | | | | 180 | 1,820 | 4,100 | 7,890 | 2,920 | 890 | | |
| | | 2,212,375 | | | | | 18,315 | 164,450 | 488,345 | 1,129,700 | 327,030 | 84,535 | | |
| 平均単価 | | 124 | | | | | 102 | 90 | 119 | 143 | 112 | 95 | | |
| サンダーソニア | | 4,420 | | | | | | 140 | 1,410 | 1,510 | 430 | 390 | | |
| | 北海道 | 490,160 | | | | | | 17,160 | 159,115 | 139,480 | 47,245 | 76,340 | 50,820 | |
| | 千葉 | 5,440 | | 100 | 1,240 | 1,320 | 1,240 | 540 | 40 | | | 100 | 320 | 540 |
| | | 679,800 | | 13,420 | 166,100 | 142,010 | 161,480 | 51,480 | 3,080 | | | 16,610 | 50,820 | 74,800 |
| | 東京 | 120 | | | | | | | | | | | | 120 |
| | 15,620 | | | | | | | | | | | | 15,620 | |
| 計 | | 9,980 | | 100 | 1,240 | 1,320 | 1,380 | 1,950 | 1,550 | 430 | 540 | 490 | 320 | 660 |
| | | 1,185,580 | | 13,420 | 166,100 | 142,010 | 178,640 | 210,595 | 142,560 | 47,245 | 76,340 | 67,430 | 50,820 | 90,420 |
| 平均単価 | | 119 | | 134 | 134 | 108 | 129 | 108 | 92 | 110 | 141 | 138 | 159 | 137 |
| ストレッチア | | 440 | 220 | 40 | 40 | 120 | | | | | | | | 20 |
| | 千葉 | 75,680 | 47,960 | 6,600 | 3,520 | 13,640 | | | | | | | | 3,960 |
| | 神奈川 | 20 | 20 | | | | | | | | | | | |
| | | 3,300 | 3,300 | | | | | | | | | | | |
| | 新潟 | 130 | | | 90 | | | | | | | | | 40 |
| | | 27,280 | | | 13,200 | | | | | | | | | 14,080 |
| | 静岡 | 1,650 | 330 | 150 | 170 | 100 | 40 | | | | 300 | 280 | 180 | 100 |
| | | 277,860 | 58,850 | 21,450 | 23,980 | 15,180 | 7,260 | | | | 51,700 | 41,800 | 30,360 | 27,280 |
| | 滋賀 | 300 | | 100 | 40 | 100 | | | | | | | | 60 |
| | | 35,420 | | 8,800 | 4,400 | 6,380 | | | | | | | | 15,840 |
| 和歌山 | 20 | 20 | | | | | | | | | | | | |
| | 3,300 | 3,300 | | | | | | | | | | | | |
| 沖縄 | 17,526 | 841 | 1,260 | 1,470 | 1,620 | 1,500 | 1,590 | 1,590 | 1,835 | 1,740 | 1,470 | 1,350 | 1,290 | 1,560 |
| | 2,857,085 | 131,560 | 192,280 | 225,445 | 238,205 | 232,650 | 279,180 | 279,180 | 355,575 | 286,110 | 230,010 | 191,730 | 197,010 | 297,330 |
| 計 | | 20,086 | 1,431 | 1,550 | 1,810 | 1,940 | 1,540 | 1,590 | 1,835 | 1,740 | 1,770 | 1,630 | 1,470 | 1,780 |
| | | 3,279,925 | 244,970 | 229,130 | 270,545 | 273,405 | 239,910 | 279,180 | 355,575 | 286,110 | 281,710 | 233,530 | 227,370 | 358,490 |
| 平均単価 | | 163 | 171 | 148 | 149 | 141 | 156 | 176 | 194 | 164 | 159 | 143 | 155 | 201 |

品目別産地別月別取扱高(切花)

令和3年1月～令和3年12月

上段 = 数量、下段 = 金額
単位：数量 = 本、金額 = 円

| 品目名 | 産地名 | 合計 | 1月 | 2月 | 3月 | 4月 | 5月 | 6月 | 7月 | 8月 | 9月 | 10月 | 11月 | 12月 | |
|---------|-------|---------------------|--------------------|--------------------|------------------|---------------------|-------------------|------------------|---------------|---------------|---------------|-----------------|------------------|------------------|--------------------|
| カンパニュラ | 秋田 | 36,050 2,458,115 | | 780 58,410 | 8,860 643,115 | 12,830 899,140 | 11,920 757,350 | 1,660 100,100 | | | | | | | |
| | 青森 | 2,120 177,980 | | | | 730 64,240 | 1,150 92,730 | 240 21,010 | | | | | | | |
| | 岩手 | 3,190 221,650 | | | | 1,270 86,350 | 940 77,220 | 980 58,080 | | | | | | | |
| | 宮城 | 180 17,600 | | | 150 14,960 | | 30 2,640 | | | | | | | | |
| | 山形 | 360 28,160 | | | 40 3,520 | | 120 10,120 | 200 14,520 | | | | | | | |
| | 福島 | 180 10,340 | | | | 180 10,340 | | | | | | | | | |
| | 千葉 | 40 3,520 | | | | 40 3,520 | | | | | | | | | |
| | 福岡 | 100 5,775 | | | 50 1,100 | 50 4,675 | | | | | | | | | |
| | 計 | 42,220 2,923,140 | | 780 58,410 | 9,100 662,695 | 15,100 1,068,265 | 14,160 940,060 | 3,080 193,710 | | | | | | | |
| | 平均単価 | 69 | | 75 | 73 | 71 | 66 | 63 | | | | | | | |
| | スカビオサ | 北海道 | 790 40,040 | | | | | | 50 3,025 | 480 23,540 | 210 11,275 | 50 2,200 | | | |
| 山形 | | 50 3,300 | | | | | | | 50 3,300 | | | | | | |
| 千葉 | | 820 45,705 | | | | | | | | | 670 37,180 | 100 5,225 | 50 3,300 | | |
| 長野 | | 1,020 69,190 | | | | | | 100 9,350 | 160 11,880 | 170 12,540 | 30 2,310 | | 500 28,490 | 60 4,620 | |
| 愛知 | | 330 25,080 | | | 160 12,870 | | 60 4,950 | | | | | | | 110 7,260 | |
| 福岡 | | 7,600 385,550 | 1,400 59,125 | 1,350 60,775 | 2,150 107,525 | 700 39,325 | 550 34,650 | 50 2,200 | | | | | 750 40,425 | 650 41,525 | |
| 佐賀 | | 2,850 86,625 | 150 10,175 | 50 550 | 2,600 72,325 | 50 3,575 | | | | | | | | | |
| 長崎 | | 10,425 632,225 | 600 34,925 | 1,025 58,300 | 1,250 93,225 | 2,100 125,675 | 1,225 69,575 | 525 31,075 | 200 13,750 | 250 14,025 | | 1,200 62,150 | 1,050 56,925 | 1,000 72,600 | |
| 計 | | 23,885 1,287,715 | 2,150 104,225 | 2,425 119,625 | 6,160 285,945 | 2,850 168,575 | 1,835 109,175 | 725 45,650 | 890 52,470 | 630 37,840 | 750 41,690 | 1,300 67,375 | 2,350 129,140 | 1,820 126,005 | |
| 平均単価 | | 54 | 48 | 49 | 46 | 59 | 59 | 63 | 59 | 60 | 56 | 52 | 55 | 69 | |
| シンビジューム | | 秋田 | 7,752 5,091,240 | 1,576 1,008,810 | 1,410 816,750 | 1,044 570,900 | 286 150,040 | 60 29,590 | | | | | | 770 582,450 | 2,606 1,932,700 |

品目別産地別月別取扱高(切花)

令和3年1月～令和3年12月

上段 = 数量、下段 = 金額
単位：数量 = 本、金額 = 円

| 品目名 | 産地名 | 合計 | 1月 | 2月 | 3月 | 4月 | 5月 | 6月 | 7月 | 8月 | 9月 | 10月 | 11月 | 12月 |
|----------|--------------------|----------------------|--------------------|------------------|------------------|----------------|------------------|------------------|------------------|------------------|------------------|------------------|--------------------|--------------------|
| シンビジューム | 山形 | 322 106,700 | | | | | 271 90,200 | 51 16,500 | | | | | | |
| | 栃木 | 46 23,210 | 24 12,760 | | 16 6,600 | | 6 3,850 | | | | | | | |
| | 群馬 | 480 297,550 | 18 11,000 | 32 14,850 | 104 63,800 | 134 71,500 | 22 15,950 | | | | | | 64 43,120 | 106 77,330 |
| | 長野 | 422 239,140 | | 18 8,800 | 156 96,250 | 172 90,090 | 36 15,400 | | | | | | 30 21,450 | 10 7,150 |
| | 徳島 | 546 273,218 | 8 4,400 | 8 4,400 | | 274 127,050 | 120 52,800 | | | | | | 46 29,018 | 90 55,550 |
| | 高知 | 116 90,420 | | | | | | | | | | | 32 24,640 | 84 65,780 |
| | ニュージーランド | 4,496 5,220,490 | | | | | 138 187,000 | 582 663,300 | 584 560,450 | 964 1,162,150 | 914 1,088,450 | 930 1,097,800 | 384 461,340 | |
| | 南アフリカ | 22 22,000 | | | | | | | 10 8,800 | 12 13,200 | | | | |
| | 計 | 14,202 11,363,968 | 1,626 1,036,970 | 1,468 844,800 | 1,320 737,550 | 866 438,680 | 653 394,790 | 633 679,800 | 594 569,250 | 976 1,175,350 | 914 1,088,450 | 930 1,097,800 | 1,326 1,162,018 | 2,896 2,138,510 |
| | 平均単価 | 800 | 638 | 575 | 559 | 507 | 605 | 1,074 | 958 | 1,204 | 1,191 | 1,180 | 876 | 738 |
| デルフィニューム | 秋田 | 9,843 1,102,530 | | | | | 1,880 230,120 | 4,050 443,025 | 3,630 394,955 | 283 34,430 | | | | |
| | 北海道 | 14,360 2,181,740 | | | | | 640 124,520 | 2,330 316,690 | 3,460 460,900 | 3,280 587,950 | 2,670 443,740 | 1,800 220,440 | 180 27,500 | |
| | 青森 | 20 6,160 | | | | | | | | 20 6,160 | | | | |
| | 宮城 | 1,525 329,076 | 25 4,675 | 100 18,040 | 430 145,816 | 575 111,705 | 150 22,220 | 185 21,340 | 60 5,280 | | | | | |
| | 山形 | 2,766 564,779 | 260 99,660 | 80 30,360 | 140 51,480 | 468 103,186 | 255 47,740 | 923 121,968 | 405 35,585 | | | 60 16,830 | 175 57,970 | |
| | 福島 | 30 5,280 | | | | | | 30 5,280 | | | | | | |
| | 茨城 | 340 55,880 | | | 120 30,690 | 120 16,170 | 40 4,400 | | 60 4,620 | | | | | |
| | 栃木 | 800 174,845 | 160 20,240 | 20 3,960 | 20 8,360 | 20 5,060 | 60 14,520 | | 20 5,500 | | | 40 6,600 | 200 43,505 | 260 67,100 |
| | 埼玉 | 20 6,600 | | | 20 6,600 | | | | | | | | | |
| | 千葉 | 680 100,320 | | | 60 19,140 | | 160 13,860 | 100 6,600 | | | | | | 360 60,720 |
| 長野 | 5,125 1,951,400 | | 90 15,785 | 50 15,510 | 300 43,450 | 520 92,070 | 190 41,030 | 120 33,660 | 870 334,400 | 1,400 661,100 | 1,390 630,520 | 175 76,615 | 20 7,260 | |

品目別産地別月別取扱高(切花)

令和3年1月～令和3年12月

上段 = 数量、下段 = 金額
単位：数量 = 本、金額 = 円

| 品目名 | 産地名 | 合計 | 1月 | 2月 | 3月 | 4月 | 5月 | 6月 | 7月 | 8月 | 9月 | 10月 | 11月 | 12月 |
|----------|-------|-----------------------|---------------------|---------------------|---------------------|---------------------|---------------------|---------------------|---------------------|---------------------|---------------------|---------------------|---------------------|---------------------|
| デルフィニューム | 静岡 | 515 118,250 | 20 5,500 | 125 11,550 | 20 7,260 | 20 3,080 | 100 6,600 | | | | | 110 38,500 | 120 45,760 | |
| | 愛知 | 30,100 3,842,630 | 2,600 300,520 | 2,540 255,200 | 4,780 819,500 | 6,110 600,600 | 4,750 558,360 | 3,300 303,270 | | | | 1,620 235,620 | 2,470 407,330 | 1,930 362,230 |
| | 香川 | 390 118,800 | 40 13,200 | | | 60 11,880 | 30 5,940 | | | | | | 60 16,940 | 200 70,840 |
| | 愛媛 | 240 90,200 | | | | | 20 5,500 | | | | | | 180 69,740 | 40 14,960 |
| | 長崎 | 20 5,500 | | | | | 20 5,500 | | | | | | | |
| | 熊本 | 150 43,945 | | 30 9,900 | 40 9,900 | | | 40 10,120 | | | | | 40 14,025 | |
| | 宮崎 | 2,942 985,039 | 532 178,574 | 655 206,580 | 400 143,000 | 190 53,900 | 150 36,300 | | | | | | 520 182,380 | 495 184,305 |
| | 計 | 69,866 11,682,974 | 3,637 622,369 | 3,640 551,375 | 6,080 1,257,256 | 7,863 949,031 | 8,775 1,167,650 | 11,148 1,269,323 | 7,755 940,500 | 4,453 962,940 | 4,070 1,104,840 | 5,060 1,162,535 | 4,080 927,740 | 3,305 767,415 |
| | 平均単価 | 167 | 171 | 151 | 207 | 121 | 133 | 114 | 121 | 216 | 271 | 230 | 227 | 232 |
| | デンファレ | 愛媛 | 200 22,000 | | | | | | | | | | | |
| 沖縄 | | 2,060 274,175 | 15 550 | | 90 12,870 | | 90 16,665 | 315 52,030 | 690 75,460 | 360 61,270 | 220 29,260 | 180 14,520 | 100 11,550 | |
| 台湾 | | 2,225 215,710 | 100 8,360 | | | | 835 65,945 | 120 13,640 | 160 20,460 | 240 23,320 | 30 3,300 | 170 17,105 | 510 53,130 | 60 10,450 |
| タイ | | 290,420 18,560,091 | 17,730 925,760 | 17,470 865,095 | 30,520 1,851,850 | 24,280 1,533,180 | 24,010 1,539,340 | 18,850 1,371,205 | 22,250 1,456,730 | 24,300 1,657,711 | 23,020 1,515,030 | 25,190 1,691,085 | 28,580 1,758,020 | 34,220 2,395,085 |
| シンガポール | | 80 5,610 | 20 1,100 | | 40 3,080 | | | 20 1,430 | | | | | | |
| ベトナム | | 210 10,120 | | | | | | 40 3,080 | | | | 170 7,040 | | |
| マレーシア | | 47,243 3,396,932 | 4,658 255,442 | 4,595 248,215 | 4,510 332,310 | 4,000 259,050 | 3,020 195,140 | 4,285 325,270 | 4,585 338,085 | 3,440 270,710 | 3,305 264,880 | 3,110 266,750 | 3,535 284,570 | 4,200 356,510 |
| 計 | | 342,438 22,484,638 | 22,523 1,191,212 | 22,065 1,113,310 | 35,160 2,200,110 | 28,280 1,792,230 | 27,955 1,817,090 | 23,630 1,766,655 | 27,685 1,890,735 | 28,340 2,013,011 | 26,745 1,819,510 | 28,650 1,989,460 | 32,725 2,107,270 | 38,680 2,784,045 |
| 平均単価 | | 66 | 53 | 50 | 63 | 63 | 65 | 75 | 68 | 71 | 68 | 69 | 64 | 72 |
| 胡蝶蘭 | | 栃木 | 131 89,100 | 7 5,500 | 37 13,750 | | | | | | 10 5,500 | 23 19,250 | 47 36,630 | 7 8,470 |
| | 群馬 | 28 9,790 | | 18 6,490 | | | | | 10 3,300 | | | | | |
| | 埼玉 | 6,152 2,726,130 | 527 233,805 | 500 208,780 | 581 249,700 | 533 228,085 | 600 244,200 | 450 187,550 | 563 243,320 | 430 185,900 | 488 209,220 | 604 297,770 | 446 226,050 | 430 211,750 |

品目別産地別月別取扱高(切花)

令和3年1月～令和3年12月

上段 = 数量、下段 = 金額
単位：数量 = 本、金額 = 円

| 品目名 | 産地名 | 合計 | 1月 | 2月 | 3月 | 4月 | 5月 | 6月 | 7月 | 8月 | 9月 | 10月 | 11月 | 12月 | |
|-------|---------|-----------------------|-----------------------|---------------------|---------------------|---------------------|--------------------|--------------------|--------------------|--------------------|---------------------|---------------------|---------------------|---------------------|---------------------|
| 胡蝶蘭 | 千葉 | 18 6,930 | | | | | | | 18 6,930 | | | | | | |
| | 山梨 | 8 6,600 | | | | | | | | 8 6,600 | | | | | |
| | 静岡 | 192 155,650 | | | 140 117,150 | 47 33,000 | | | | | | | | 5 5,500 | |
| | 愛知 | 25 23,100 | | | | 25 23,100 | | | | | | | | | |
| | 福岡 | 112 92,455 | | | | 28 21,560 | | | | 14 9,350 | 28 22,880 | | 35 32,890 | 7 5,775 | |
| | 鹿児島 | 7,258 4,381,113 | 270 193,941 | 453 326,832 | 740 495,055 | 942 538,230 | 1,016 463,100 | 937 461,285 | 820 440,605 | 824 510,730 | 593 395,010 | 273 210,705 | 170 149,160 | 220 196,460 | |
| | 台湾 | 7,708 5,830,506 | 794 503,536 | 592 420,860 | 786 695,310 | 580 314,248 | 528 150,040 | 330 120,010 | 386 210,320 | 722 592,240 | 616 510,356 | 734 760,936 | 580 629,266 | 1,060 923,384 | |
| | 中国 | 20 6,600 | | | | | | | | 20 6,600 | | | | | |
| | ベトナム | 14,244 12,556,341 | 949 845,796 | 1,080 947,430 | 1,194 1,057,309 | 1,201 1,054,196 | 1,180 1,044,560 | 1,100 971,080 | 1,224 1,077,934 | 1,179 1,043,570 | 1,020 898,700 | 1,558 1,381,556 | 1,198 1,061,060 | 1,361 1,173,150 | |
| | 計 | 35,896 25,884,315 | 2,547 1,782,578 | 2,680 1,924,142 | 3,494 2,659,184 | 3,303 2,167,759 | 3,324 1,901,900 | 2,817 1,739,925 | 3,041 1,989,009 | 3,187 2,353,890 | 2,768 2,055,416 | 3,216 2,687,597 | 2,436 2,106,896 | 3,083 2,516,019 | |
| | 平均単価 | 721 | 700 | 718 | 761 | 656 | 572 | 618 | 654 | 739 | 743 | 836 | 865 | 816 | |
| | オンシジューム | 静岡 | 400 63,745 | | 90 6,215 | 20 4,070 | | 25 4,730 | 145 22,165 | 85 10,285 | | | | | 35 16,280 |
| | | 台湾 | 136,600 16,796,692 | 10,060 1,008,370 | 7,890 1,102,640 | 11,160 2,022,130 | 9,970 1,763,410 | 9,860 1,117,765 | 12,180 933,735 | 8,820 928,092 | 8,610 1,584,110 | 11,880 1,429,120 | 16,700 1,053,360 | 13,720 1,204,390 | 15,750 2,649,570 |
| ベトナム | | 2,070 337,920 | | 870 168,300 | | 150 33,000 | 30 5,940 | 180 11,880 | 480 50,490 | 210 48,510 | 150 19,800 | | | | |
| マレーシア | | 30 2,970 | | | | | | | | | | 30 2,970 | | | |
| 計 | | 139,100 17,201,327 | 10,060 1,008,370 | 8,850 1,277,155 | 11,180 2,026,200 | 10,120 1,796,410 | 9,915 1,128,435 | 12,505 967,780 | 9,385 988,867 | 8,820 1,632,620 | 12,030 1,448,920 | 16,730 1,056,330 | 13,720 1,204,390 | 15,785 2,665,850 | |
| 平均単価 | | 124 | 100 | 144 | 181 | 178 | 114 | 77 | 105 | 185 | 120 | 63 | 88 | 169 | |
| その他蘭 | | 秋田 | 61 12,540 | | | | | | | | | | 61 12,540 | | |
| | 栃木 | 550 217,800 | 107 40,810 | 60 14,245 | 20 3,850 | 61 20,350 | 40 19,305 | 21 8,008 | 79 44,572 | 20 15,950 | 42 27,280 | 20 5,500 | 60 8,030 | 20 9,900 | |
| | 群馬 | 5 2,475 | | 5 2,475 | | | | | | | | | | | |
| | 埼玉 | 20 4,950 | 10 2,750 | | | | | | | | | | 10 2,200 | | |

品目別産地別月別取扱高(切花)

令和3年1月～令和3年12月

上段 = 数量、下段 = 金額
単位：数量 = 本、金額 = 円

| 品目名 | 産地名 | 合計 | 1月 | 2月 | 3月 | 4月 | 5月 | 6月 | 7月 | 8月 | 9月 | 10月 | 11月 | 12月 | |
|------|-------|---------------------|----------------------|-------------------|---------------------|-------------------|------------------|------------------|------------------|------------------|------------------|------------------|------------------|------------------|---------------------|
| その他蘭 | 千葉 | 114 22,770 | | 94 19,470 | | 10 1,650 | | | | | | | 10 1,650 | | |
| | 岐阜 | 10 2,310 | | 10 2,310 | | | | | | | | | | | |
| | 静岡 | 152 29,656 | | 60 9,020 | 20 4,620 | 12 2,376 | | 40 9,240 | | | | | | 20 4,400 | |
| | 高知 | 55 19,910 | 10 3,850 | 40 12,760 | | | | | 5 3,300 | | | | | | |
| | 台湾 | 5,361 1,800,546 | 278 72,380 | 513 118,470 | 736 165,110 | 442 94,226 | 653 136,015 | 408 119,240 | 210 75,240 | 376 204,820 | 539 208,890 | 326 178,871 | 488 240,878 | 392 186,406 | |
| | タイ | 424 69,828 | | | 23 4,026 | 62 10,395 | 107 17,380 | 97 13,893 | 84 15,719 | 22 3,630 | 29 4,785 | | | | |
| | マレーシア | 50 9,790 | | | | | | 20 2,200 | | | | | | 30 7,590 | |
| | 計 | 6,802 2,192,575 | 405 119,790 | 782 178,750 | 799 177,606 | 587 128,997 | 800 172,700 | 586 152,581 | 378 138,831 | 418 224,400 | 610 240,955 | 407 196,911 | 568 252,758 | 462 208,296 | |
| | 平均単価 | 322 | 296 | 229 | 222 | 220 | 216 | 260 | 367 | 537 | 395 | 484 | 445 | 451 | |
| | その他切花 | 秋田 | 115,320 7,276,732 | | 50 4,400 | 110 11,880 | 550 42,350 | 5,660 394,625 | 7,000 426,360 | 7,135 342,210 | 6,910 353,870 | 5,710 342,815 | 7,590 308,550 | 3,130 241,945 | 71,475 4,807,727 |
| 北海道 | | 7,806 716,986 | 120 11,880 | 20 2,750 | 90 9,900 | 210 10,725 | 360 29,040 | 1,450 112,805 | 1,570 150,205 | 700 48,125 | 2,079 213,158 | 1,082 110,578 | 65 7,920 | 60 9,900 | |
| 青森 | | 60 4,620 | | | | | | | | | | | | 60 4,620 | |
| 岩手 | | 680 46,145 | 180 11,880 | | | 210 11,165 | | 260 19,800 | 30 3,300 | | | | | | |
| 宮城 | | 2,960 186,890 | | | | 200 8,800 | 260 17,380 | 1,380 93,390 | 400 25,025 | 100 23,650 | 170 2,200 | 100 10,505 | 50 5,940 | | |
| 山形 | | 32,172 2,754,246 | 820 43,450 | 1,310 73,315 | 2,620 353,760 | 3,050 325,545 | 1,910 239,910 | 4,325 344,025 | 2,845 235,015 | 1,800 138,930 | 2,426 228,998 | 1,200 110,660 | 2,170 137,115 | 7,696 523,523 | |
| 福島 | | 7,800 410,410 | -100 -11,880 | 100 11,825 | 490 41,690 | 860 47,465 | 790 26,510 | 1,635 85,415 | 1,130 66,990 | 640 24,530 | 1,020 46,640 | 730 25,135 | 215 20,680 | 290 25,410 | |
| 茨城 | | 1,243 190,619 | | 30 4,950 | 30 3,300 | 100 5,500 | 410 83,160 | 313 57,134 | 250 18,150 | | | | 110 18,425 | | |
| 栃木 | | 1,084 87,175 | | 50 3,850 | 120 9,020 | 100 9,350 | 250 19,250 | 154 17,655 | | | | 100 6,270 | 310 21,780 | | |
| 群馬 | | 6,110 568,590 | 290 43,615 | 250 31,900 | 250 33,000 | 520 54,615 | 1,110 90,200 | 990 74,800 | 700 57,695 | 370 31,460 | 610 55,220 | 560 44,275 | 90 9,350 | 370 42,460 | |
| 埼玉 | | 895 52,415 | | | 320 17,600 | | | 175 11,440 | 400 23,375 | | | | | | |
| 千葉 | | 83,312 4,201,417 | 5,340 266,607 | 11,513 485,958 | 22,280 1,115,092 | 13,716 694,210 | 6,825 434,995 | 5,640 226,270 | 3,358 153,780 | 2,110 92,345 | 1,670 106,205 | 1,710 105,490 | 2,280 147,675 | 6,870 372,790 | |

品目別産地別月別取扱高(切花)

令和3年1月～令和3年12月

上段 = 数量、下段 = 金額
単位：数量 = 本、金額 = 円

| 品目名 | 産地名 | 合計 | 1月 | 2月 | 3月 | 4月 | 5月 | 6月 | 7月 | 8月 | 9月 | 10月 | 11月 | 12月 |
|-------|---------------------|---------------------|------------------|------------------|------------------|------------------|------------------|------------------|------------------|------------------|------------------|------------------|-----------------|------------------|
| その他切花 | 東京 | 1,270 158,840 | 340 26,565 | 160 9,955 | 230 18,535 | 140 10,725 | | | | | 20 2,640 | | | 380 90,420 |
| | 神奈川 | 245 30,250 | | 15 4,125 | 25 4,125 | | | 100 9,790 | 55 6,160 | | | | | 50 6,050 |
| | 新潟 | 1,567 121,396 | | 235 21,450 | 102 9,636 | 50 2,200 | 30 2,640 | 390 27,830 | 250 19,800 | 50 4,950 | 270 22,440 | 50 4,950 | 140 5,500 | |
| | 富山 | 340 42,735 | 90 12,210 | 250 30,525 | | | | | | | | | | |
| | 福井 | 150 9,350 | | | | | 50 3,850 | | | | | | 100 5,500 | |
| | 長野 | 12,811 1,224,069 | 55 11,000 | 80 23,980 | 825 96,415 | 520 100,430 | 415 36,630 | 2,100 185,295 | 1,675 162,052 | 2,405 141,020 | 3,060 303,325 | 1,186 118,162 | 190 22,385 | 300 23,375 |
| | 岐阜 | 282 42,636 | 60 9,196 | 10 3,300 | 90 14,630 | 52 5,390 | | 10 1,980 | | | | | 20 2,200 | 40 5,940 |
| | 静岡 | 14,140 1,031,580 | 80 12,320 | 230 20,790 | 950 92,950 | 5,250 381,975 | 4,470 320,815 | 2,790 152,240 | | 30 9,075 | | | 100 12,100 | 240 29,315 |
| | 愛知 | 11,250 797,115 | 110 10,890 | 1,270 95,920 | 2,470 187,825 | 1,720 101,750 | 1,200 81,290 | 190 22,880 | 90 8,580 | 80 7,810 | 20 4,400 | 1,070 72,600 | 1,240 88,440 | 1,790 114,730 |
| | 三重 | 100 7,150 | | | | | | 50 3,850 | 50 3,300 | | | | | |
| | 京都 | 3 4,125 | | | | 3 4,125 | | | | | | | | |
| | 大阪 | 1,830 121,715 | | | | 300 24,475 | 1,530 97,240 | | | | | | | |
| | 和歌山 | 2,760 145,200 | 100 6,600 | 130 13,475 | | 260 18,480 | 290 17,930 | 100 9,350 | 60 9,240 | | | 50 3,300 | | 1,770 66,825 |
| | 岡山 | 160 35,640 | | | | | 80 17,820 | 80 17,820 | | | | | | |
| | 広島 | 85 3,878 | | | | | 55 3,218 | 30 660 | | | | | | |
| | 山口 | 315 48,125 | 70 15,400 | 195 28,545 | | | 10 1,320 | 20 1,540 | 20 1,320 | | | | | |
| | 徳島 | 100 5,225 | | | | | 100 5,225 | | | | | | | |
| | 香川 | 2,877 270,061 | 180 16,610 | 320 24,750 | 110 11,110 | 240 23,100 | 160 28,105 | 357 31,526 | 210 16,060 | 100 5,500 | 110 5,830 | 430 36,905 | 510 55,165 | 150 15,400 |
| | 愛媛 | 860 47,960 | 40 4,840 | 160 7,700 | 50 4,950 | 490 19,415 | 120 11,055 | | | | | | | |
| | 高知 | 14,560 980,155 | 1,320 88,770 | 1,280 79,750 | 2,350 175,340 | 1,520 106,205 | 1,640 111,870 | 530 35,475 | 200 11,000 | 160 19,250 | 100 6,600 | 2,710 162,195 | 1,400 93,500 | 1,350 90,200 |
| 福岡 | 20,927 1,763,246 | 1,310 101,860 | 2,120 180,400 | 4,610 542,081 | 3,380 329,505 | 3,520 287,650 | 1,842 96,470 | 710 32,285 | 270 16,995 | 440 21,890 | 655 30,470 | 960 42,790 | 1,110 80,850 | |

品目別産地別月別取扱高(切花)

令和3年1月～令和3年12月

上段 = 数量、下段 = 金額
単位：数量 = 本、金額 = 円

| 品目名 | 産地名 | 合計 | 1月 | 2月 | 3月 | 4月 | 5月 | 6月 | 7月 | 8月 | 9月 | 10月 | 11月 | 12月 | |
|----------|---------|---------|--------|---------|---------|--------|--------|--------|--------|---------|---------|---------|---------|--------|--------|
| その他切花 | | 1,390 | 350 | 100 | 450 | 190 | 150 | | | | | 50 | | 100 | |
| | 佐賀 | 88,330 | 23,925 | 5,500 | 18,150 | 16,280 | 9,625 | | | | | 4,400 | | 10,450 | |
| | | 8,615 | 1,090 | 2,070 | 2,165 | 1,030 | 580 | | 200 | 80 | 50 | 180 | 430 | 580 | 160 |
| | 長崎 | 679,086 | 96,690 | 173,030 | 164,670 | 83,106 | 43,505 | | 13,145 | 5,225 | 4,400 | 12,045 | 26,620 | 41,250 | 15,400 |
| | | 500 | | | | 10 | | | 230 | 160 | 100 | | | | |
| | 熊本 | 42,394 | | | | 1,100 | | | 21,769 | 13,475 | 6,050 | | | | |
| | | 220 | | | 50 | 40 | 50 | | | | | | 50 | | |
| | 大分 | 25,465 | | | 7,150 | 6,380 | 4,125 | | | 3,960 | | | 3,850 | | |
| | | 10,750 | 650 | 1,550 | 2,050 | 1,100 | 1,600 | 400 | 300 | | | | 400 | 1,300 | 1,400 |
| | 宮崎 | 227,150 | 11,550 | 32,450 | 55,825 | 20,900 | 32,725 | 6,600 | 7,150 | | | | 8,800 | 24,200 | 26,950 |
| | | 722 | 15 | 6 | 103 | 283 | 25 | | | 100 | 40 | | 30 | 50 | 70 |
| | 鹿児島 | 51,469 | 2,805 | 792 | 9,196 | 19,426 | 2,750 | | | 4,675 | 2,640 | | 2,310 | 2,640 | 4,235 |
| | | 4,697 | 42 | 10 | | 201 | 314 | | 10 | 1,370 | 690 | 880 | 810 | 330 | 40 |
| | 沖縄 | 317,295 | 25,300 | 8,800 | | 38,610 | 37,235 | | 550 | 90,860 | 27,280 | 41,030 | 31,130 | 13,860 | 2,640 |
| | | 180 | 80 | 70 | | 30 | | | | | | | | | |
| | 台湾 | 15,620 | 5,170 | 6,490 | | 3,960 | | | | | | | | | |
| | | 119 | -76 | 85 | | | | | | 20 | 40 | | 50 | | |
| | コロンビア | 27,500 | 1,320 | 15,180 | | | | | | 2,200 | 4,400 | | 4,400 | | |
| | | 250 | | | | 180 | | | | | | | | | 70 |
| | 中国 | 21,010 | | | | 15,840 | | | | | | | | | 5,170 |
| | 10 | | 10 | | | | | | | | | | | | |
| フィリピン | 17,050 | | 17,050 | | | | | | | | | | | | |
| | 2,729 | 330 | 655 | 240 | 50 | 295 | 60 | | | 60 | 370 | 70 | 495 | 104 | |
| オランダ | 451,534 | 45,733 | 86,185 | 57,530 | 20,240 | 50,215 | 5,940 | | | 12,045 | 43,120 | 7,590 | 91,850 | 31,086 | |
| | 205 | | 85 | | | 120 | | | | | | | | | |
| アメリカ | 24,640 | | 8,800 | | | 15,840 | | | | | | | | | |
| | 36 | | | | | | | | | 36 | | | | | |
| シンガポール | 6,468 | | | | | | | | | 6,468 | | | | | |
| | 2,825 | 1,350 | 620 | | 100 | | | | | 150 | 50 | 100 | 60 | 395 | |
| イタリア | 340,670 | 168,575 | 73,205 | | 10,560 | | | | | 22,660 | 4,950 | 9,075 | 8,030 | 43,615 | |
| | 11,137 | 560 | 250 | 224 | 225 | 160 | 120 | 600 | 2,550 | 1,470 | 4,690 | 148 | 140 | | |
| オーストラリア | 959,508 | 54,890 | 75,735 | 29,755 | 30,305 | 16,280 | 11,880 | 53,900 | 90,695 | 120,175 | 303,985 | 74,668 | 97,240 | | |
| | 230 | | | 50 | 160 | | | 20 | | | | | | | |
| ニュージーランド | 28,545 | | | 7,700 | 16,005 | | | 4,840 | | | | | | | |
| | 7,295 | 505 | 670 | 400 | 50 | | | 100 | 140 | 100 | 540 | 1,360 | 2,600 | 830 | |
| イスラエル | 633,298 | 56,678 | 55,330 | 44,550 | 5,500 | | | 11,000 | 17,600 | 8,800 | 44,220 | 134,530 | 164,010 | 91,080 | |
| | 30 | | | | 30 | | | | | | | | | | |
| 韓国 | 6,270 | | | | 6,270 | | | | | | | | | | |
| | 40 | | | | | | | | | 40 | | | | | |
| マレーシア | 6,160 | | | | | | | | | 6,160 | | | | | |
| | 2 | | | 2 | | | | | | | | | | | |
| インド | 25,300 | | | 25,300 | | | | | | | | | | | |

品目別産地別月別取扱高(枝物)

令和3年1月～令和3年12月

上段 = 数量、下段 = 金額
単位：数量 = 本、金額 = 円

| 品目名 | 産地名 | 合計 | 1月 | 2月 | 3月 | 4月 | 5月 | 6月 | 7月 | 8月 | 9月 | 10月 | 11月 | 12月 | |
|-----|---------------|-----------------------|-------------------|-------------------|---------------------|---------------------|---------------------|---------------------|---------------------|---------------------|-------------------|-------------------|---------------------|---------------------|------------------|
| 切葉 | 秋田 | 21,540 934,780 | | | | | 200 8,800 | 640 20,680 | 250 8,250 | 3,250 107,250 | 11,020 456,335 | 3,300 174,295 | 2,640 145,090 | 240 14,080 | |
| | 北海道 | 310 12,375 | | | | 100 3,575 | | 100 3,300 | 110 5,500 | | | | | | |
| | 宮城 | 1,045 82,445 | | | 110 7,590 | 40 2,420 | 180 9,680 | 180 14,190 | 340 21,560 | 60 3,135 | | 30 2,145 | | 105 21,725 | |
| | 山形 | 1,815 114,620 | | 50 2,750 | 100 6,875 | 200 12,925 | 350 22,000 | 150 8,800 | 140 8,580 | 50 3,025 | 315 25,135 | 150 9,350 | 160 6,930 | 150 8,250 | |
| | 福島 | 605 34,848 | | | | 20 1,320 | 100 3,850 | 54 4,818 | 300 15,400 | | 80 5,280 | 1 550 | 20 2,640 | 30 990 | |
| | 茨城 | 18,550 472,616 | 100 7,425 | | 250 28,600 | 15,300 209,331 | 1,160 88,880 | 520 42,735 | 470 29,645 | 310 25,905 | 200 18,260 | 60 3,300 | 180 18,535 | | |
| | 群馬 | 6,080 442,640 | 50 3,025 | | | 50 3,575 | | | | 2,080 133,265 | 3,400 262,350 | 500 40,425 | | | |
| | 埼玉 | 80 3,300 | | | | 50 1,650 | 30 1,650 | | | | | | | | |
| | 千葉 | 176,320 10,705,251 | 8,580 550,990 | 7,085 485,980 | 12,325 863,220 | 10,695 780,725 | 9,590 604,340 | 11,715 781,220 | 26,020 1,292,720 | 41,480 1,993,585 | 13,500 965,690 | 14,370 950,236 | 11,380 762,685 | 9,580 673,860 | |
| | 東京 | 401,170 16,349,422 | 22,690 875,959 | 23,020 895,950 | 38,595 1,824,545 | 31,635 1,371,619 | 25,850 1,167,238 | 27,000 1,106,822 | 75,200 2,904,249 | 60,815 2,234,788 | 23,210 936,265 | 19,375 804,293 | 29,430 1,177,744 | 24,350 1,049,950 | |
| | 新潟 | 3,622 250,085 | | | 222 24,420 | 50 3,300 | 400 28,435 | 780 53,625 | 1,510 94,490 | 300 20,020 | 360 25,795 | | | | |
| | 長野 | 1,165 89,788 | | 60 3,960 | 240 21,780 | 250 15,400 | 120 10,560 | | 210 12,320 | | | 145 10,368 | | 140 15,400 | |
| | 岐阜 | 50 3,575 | | | | | | | | | | | 50 3,575 | | |
| | 静岡 | 30,155 1,048,823 | 1,090 30,415 | 1,440 39,710 | 7,050 266,475 | 7,280 292,435 | 3,305 109,698 | 3,540 102,465 | 2,430 55,110 | 630 19,690 | 1,050 26,400 | 900 31,680 | 1,110 38,720 | 330 36,025 | |
| | 愛知 | 2,450 128,150 | | 200 10,450 | | | | | 200 16,500 | 1,050 52,800 | 400 19,525 | 300 15,950 | 300 12,925 | | |
| | 三重 | 100 3,300 | | | | | | | | | | | | 100 3,300 | |
| | 奈良 | 200 24,200 | | | | | | | | | | | | 200 24,200 | |
| | 和歌山 | 3,453 352,660 | 900 23,320 | 600 14,080 | 100 2,750 | 230 13,860 | 100 4,950 | | | | | | | 13 25,300 | 1,510 268,400 |
| | 徳島 | 900 48,125 | | | | 200 6,600 | 300 12,925 | 100 9,900 | 100 6,600 | 200 12,100 | | | | | |
| | 香川 | 2,690 265,870 | 10 2,200 | 20 4,840 | 910 92,895 | 1,070 78,980 | 180 16,335 | | | | | 30 1,980 | | 150 24,640 | 320 44,000 |
| 愛媛 | 210 13,200 | | | 30 2,970 | | | | | | | | | 100 4,950 | 80 5,280 | |

品目別産地別月別取扱高(枝物)

令和3年1月～令和3年12月

上段 = 数量、下段 = 金額
単位：数量 = 本、金額 = 円

| 品目名 | 産地名 | 合計 | 1月 | 2月 | 3月 | 4月 | 5月 | 6月 | 7月 | 8月 | 9月 | 10月 | 11月 | 12月 | |
|----------|------------------|---------------------|------------------|------------------|-------------------|------------------|------------------|------------------|------------------|------------------|------------------|------------------|------------------|------------------|-------------|
| 切葉 | 高知 | 1,450 111,705 | | | 50 7,150 | 180 18,535 | 100 7,975 | 40 3,300 | 40 3,740 | | | 720 44,880 | 280 18,645 | 40 7,480 | |
| | 福岡 | 10,050 527,945 | 490 28,655 | 500 18,150 | 890 45,650 | 790 37,785 | 930 57,585 | 500 28,050 | 1,350 66,275 | 1,800 81,400 | 690 35,530 | 790 40,095 | 580 40,480 | 740 48,290 | |
| | 佐賀 | 1,450 103,675 | 650 42,075 | | | 800 61,600 | | | | | | | | | |
| | 長崎 | 975 67,045 | | | 135 16,170 | 10 1,100 | 230 14,575 | 50 2,750 | 100 5,500 | | | | | 400 24,200 | 50 2,750 |
| | 熊本 | 1,550 99,550 | | | | 175 14,300 | 450 25,025 | 150 9,900 | 100 6,600 | 100 7,150 | 150 9,625 | 200 13,200 | 225 13,750 | | |
| | 大分 | 300 15,950 | | | | | | | | | 100 3,300 | | 100 6,050 | 100 6,600 | |
| | 宮崎 | 170 51,150 | | | 10 2,970 | 30 6,600 | 90 29,700 | 10 3,080 | | 20 5,500 | 10 3,300 | | | | |
| | 鹿児島 | 56,888 2,288,178 | 2,165 86,470 | 2,969 107,809 | 5,125 206,366 | 7,865 279,961 | 7,825 337,428 | 4,130 142,486 | 5,460 212,798 | 4,580 185,137 | 5,325 214,372 | 4,935 214,641 | 2,679 122,945 | 3,830 177,765 | |
| | 沖縄 | 46,749 1,723,535 | 1,718 95,810 | 2,600 102,135 | 5,770 146,135 | 1,916 67,870 | 1,790 58,080 | 2,830 118,360 | 3,580 124,960 | 3,640 146,300 | 7,710 243,980 | 5,385 211,915 | 4,630 219,780 | 5,180 188,210 | |
| | 台湾 | 10,930 423,940 | 910 45,760 | 940 35,585 | 675 40,150 | 1,420 55,440 | 1,350 46,750 | 650 22,110 | 700 21,835 | 1,195 52,910 | 620 18,480 | 860 29,590 | 840 33,000 | 770 22,330 | |
| | コロンビア | 3,340 136,345 | | | 608 30,250 | 52 20,625 | 1,900 36,300 | 315 12,375 | | 125 12,375 | | 100 3,300 | 240 21,120 | | |
| | 中国 | 3,020 63,195 | | | 70 10,120 | | 600 3,300 | 40 5,720 | 30 2,970 | | | 40 3,520 | | 2,240 37,565 | |
| | フィリピン | 1,930 163,875 | | 440 38,775 | 160 15,978 | 255 23,265 | 90 4,290 | 540 20,680 | 175 27,638 | | 170 14,823 | | 25 4,675 | 75 13,751 | |
| | タイ | 31,483 2,041,435 | 1,080 70,950 | 1,470 99,495 | 3,615 235,785 | 3,510 231,000 | 3,390 213,510 | 2,043 152,460 | 2,220 140,910 | 3,060 198,660 | 2,460 165,330 | 2,760 173,580 | 2,785 181,995 | 3,090 177,760 | |
| | オランダ | 350 23,650 | 50 3,850 | | | 200 13,200 | 100 6,600 | | | | | | | | |
| | コスタリカ | 5,400 198,000 | 500 16,500 | 600 13,200 | 2,100 111,650 | 300 8,250 | | 300 6,600 | 600 6,600 | | 600 13,200 | | | 400 22,000 | |
| | アメリカ | 68,730 2,887,280 | 5,070 156,915 | 5,300 230,450 | 11,800 476,410 | 8,300 347,435 | 7,730 339,240 | 3,550 146,300 | 2,400 130,350 | 5,950 252,560 | 5,230 221,870 | 4,100 177,100 | 3,750 160,600 | 5,550 248,050 | |
| | シンガポール | 17,070 739,387 | | | 5,295 228,888 | 380 13,310 | 245 14,850 | | 1,350 60,984 | 8,300 372,735 | 450 14,135 | 450 15,235 | 600 19,250 | | |
| | イタリア | 6,055 386,925 | 200 11,550 | 400 23,980 | 2,160 149,820 | 1,140 83,545 | 900 30,800 | 50 3,850 | 5 11,000 | 350 20,900 | 150 11,000 | 300 14,850 | | 400 25,630 | |
| | オーストラリア | 7,380 323,950 | 750 38,940 | 830 47,520 | 990 17,270 | 400 4,400 | 1,630 83,490 | 770 28,820 | 90 7,260 | 480 23,760 | | 590 30,470 | 100 6,600 | 750 35,420 | |
| ニュージーランド | 2,540 221,925 | | 50 2,750 | 100 7,370 | 450 33,935 | 1,440 142,670 | 150 11,550 | | 50 3,300 | | 250 16,500 | 50 3,850 | | | |

品目別産地別月別取扱高(枝物)

令和3年1月～令和3年12月

上段 = 数量、下段 = 金額
単位：数量 = 本、金額 = 円

| 品目名 | 産地名 | 合計 | 1月 | 2月 | 3月 | 4月 | 5月 | 6月 | 7月 | 8月 | 9月 | 10月 | 11月 | 12月 |
|-------|---------|------------|-----------|-----------|-----------|-----------|-----------|-----------|-----------|-----------|-----------|-----------|-----------|-----------|
| 切葉 | | 63,780 | 50 | 100 | 31,000 | 1,500 | 300 | 400 | 150 | 22,680 | 5,000 | | 50 | 2,550 |
| | イスラエル | 2,382,380 | 2,200 | 7,150 | 1,193,500 | 52,250 | 10,725 | 29,150 | 4,950 | 875,105 | 192,500 | | 3,300 | 11,550 |
| | メキシコ | 42,900 | 300 | 1,600 | 11,600 | 9,150 | 1,350 | 2,500 | 2,600 | 1,000 | 3,750 | 950 | 1,350 | 6,750 |
| | | 1,067,660 | 8,250 | 40,700 | 259,160 | 213,950 | 31,625 | 74,525 | 68,200 | 33,000 | 93,225 | 31,075 | 42,900 | 171,050 |
| | インドネシア | 51,100 | 3,300 | 9,700 | 9,400 | 6,200 | 6,520 | 2,670 | 1,570 | 2,750 | 360 | 1,630 | 4,280 | 2,720 |
| | | 1,915,320 | 120,450 | 322,190 | 446,600 | 293,700 | 167,970 | 38,060 | 26,675 | 89,650 | 11,330 | 47,465 | 220,550 | 130,680 |
| | ベトナム | 98,340 | 3,905 | 5,935 | 6,035 | 10,950 | 6,100 | 8,725 | 7,000 | 11,775 | 9,200 | 9,535 | 8,375 | 10,805 |
| | | 2,848,450 | 108,075 | 162,140 | 251,900 | 343,585 | 168,025 | 192,775 | 202,125 | 314,325 | 247,170 | 259,600 | 245,025 | 353,705 |
| | マレーシア | 135,444 | 7,185 | 12,645 | 15,515 | 11,720 | 11,925 | 9,545 | 10,060 | 14,255 | 10,944 | 10,060 | 9,930 | 11,660 |
| | | 7,630,383 | 380,243 | 612,315 | 1,146,035 | 741,565 | 594,897 | 511,748 | 497,255 | 757,130 | 583,600 | 537,625 | 577,115 | 690,855 |
| | インド | 19,740 | 1,000 | 3,480 | 5,800 | 3,400 | 1,440 | | | 500 | 1,620 | | 2,500 | |
| | | 739,750 | 35,750 | 115,500 | 241,450 | 154,000 | 50,710 | | | 16,500 | 55,440 | | 70,400 | |
| | 南アフリカ | 390 | | 50 | | 250 | | | | 40 | | | 50 | |
| | | 88,880 | | 3,300 | | 63,250 | | | | 14,080 | | | 8,250 | |
| | スリランカ | 73,517 | 5,050 | 3,579 | 11,465 | 8,990 | 7,038 | 4,080 | 4,126 | 3,893 | 5,708 | 4,840 | 7,300 | 7,448 |
| | | 2,169,351 | 114,785 | 97,928 | 421,366 | 318,340 | 197,016 | 114,235 | 128,293 | 95,744 | 120,956 | 154,578 | 201,262 | 204,848 |
| | エクアドル | 347 | | 250 | 40 | | 57 | | | | | | | |
| | 81,125 | | 8,250 | 1,760 | | 71,115 | | | | | | | | |
| カナダ | 200 | | 50 | 150 | | | | | | | | | | |
| | 11,550 | | 2,200 | 9,350 | | | | | | | | | | |
| ガテマラ | 19,720 | 1,800 | 1,800 | 10,720 | 2,900 | | | | | | | | 500 | |
| | 800,690 | 42,900 | 52,800 | 494,890 | 94,600 | | | | | | | | 19,250 | |
| 計 | | 1,455,798 | 69,593 | 87,763 | 201,210 | 150,403 | 107,385 | 89,017 | 152,376 | 197,298 | 111,992 | 90,276 | 94,302 | 104,183 |
| | | 63,714,252 | 2,903,462 | 3,602,042 | 9,356,263 | 6,395,111 | 4,833,592 | 3,843,939 | 6,294,722 | 8,158,669 | 4,953,866 | 4,143,486 | 4,397,701 | 4,831,399 |
| 平均単価 | | 44 | 42 | 41 | 46 | 43 | 45 | 43 | 41 | 41 | 44 | 46 | 47 | 46 |
| ヒペリカム | 秋田 | 1,020 | | | | | | | 160 | 860 | | | | |
| | | 63,580 | | | | | | | 11,660 | 51,920 | | | | |
| | 宮城 | 50 | | | | | | | 50 | | | | | |
| | | 2,750 | | | | | | | 2,750 | | | | | |
| | 山形 | 140 | | | | | | | 120 | 20 | | | | |
| | | 8,690 | | | | | | | 7,150 | 1,540 | | | | |
| | 福島 | 220 | | | | | | | | | 30 | 160 | 30 | |
| | | 43,780 | | | | | | | | | 4,290 | 33,880 | 5,610 | |
| | 茨城 | 185 | | | | | | | 60 | | | 60 | 65 | |
| | | 30,525 | | | | | | | 4,620 | | | 15,180 | 10,725 | |
| 群馬 | 40 | | | | | | | | | 40 | | | | |
| | 3,080 | | | | | | | | | 3,080 | | | | |
| 埼玉 | 130 | | | | | | | | | | | | 130 | |
| | 21,890 | | | | | | | | | | | | 21,890 | |
| マレーシア | 1,360 | | | | | | | 840 | | 520 | | | | |
| | 88,550 | | | | | | | 51,260 | | 37,290 | | | | |

品目別産地別月別取扱高(枝物)

令和3年1月～令和3年12月

上段 = 数量、下段 = 金額
単位：数量 = 本、金額 = 円

| 品目名 | 産地名 | 合計 | 1月 | 2月 | 3月 | 4月 | 5月 | 6月 | 7月 | 8月 | 9月 | 10月 | 11月 | 12月 |
|-------|-----------|------------|---------|-----------|-----------|---------|---------|---------|---------|---------|---------|---------|---------|------------|
| ヒペリカム | | 35,765 | | 50 | 5,210 | 1,510 | 2,930 | 1,025 | 1,850 | 5,990 | 5,760 | 2,480 | 2,700 | 6,260 |
| | ケニア | 2,057,758 | | 2,200 | 270,248 | 82,390 | 186,120 | 51,975 | 99,220 | 332,760 | 330,550 | 144,375 | 157,575 | 400,345 |
| | エクアドル | 14,795 | 680 | 500 | 1,460 | 2,400 | 1,720 | 745 | 1,070 | 920 | 850 | 2,470 | 740 | 1,240 |
| | | 1,413,170 | 64,680 | 40,150 | 121,495 | 203,170 | 195,470 | 78,595 | 91,190 | 80,520 | 92,730 | 215,160 | 82,940 | 147,070 |
| | エチオピア | 99,020 | 6,840 | 7,540 | 11,320 | 9,150 | 8,900 | 10,080 | 7,980 | 5,180 | 5,980 | 6,840 | 8,040 | 11,170 |
| | | 6,552,887 | 355,520 | 443,740 | 830,060 | 611,380 | 538,230 | 655,820 | 470,470 | 353,705 | 438,570 | 475,090 | 561,000 | 819,302 |
| | 計 | 152,725 | 7,520 | 8,090 | 17,990 | 13,060 | 13,550 | 12,690 | 11,290 | 13,530 | 12,620 | 12,010 | 11,705 | 18,670 |
| | | 10,286,660 | 420,200 | 486,090 | 1,221,803 | 896,940 | 919,820 | 837,650 | 687,060 | 860,815 | 866,140 | 883,685 | 839,740 | 1,366,717 |
| | 平均単価 | 67 | 56 | 60 | 68 | 69 | 68 | 66 | 61 | 64 | 69 | 74 | 72 | 73 |
| その他切枝 | 秋田 | 46,453 | 245 | 980 | 130 | 60 | | 127 | 1,300 | 283 | 1,852 | 3,155 | 2,351 | 35,970 |
| | | 1,719,223 | 23,870 | 54,010 | 1,705 | 9,900 | | 33,000 | 99,715 | 52,415 | 289,355 | 458,073 | 231,880 | 465,300 |
| | 北海道 | 9,506 | | | | | | 610 | 2,590 | 2,225 | 2,456 | 1,525 | 100 | |
| | | 834,625 | | | | | | 45,595 | 159,060 | 159,775 | 256,630 | 201,190 | 12,375 | |
| | 青森 | 1,440 | | | | | | 300 | 60 | 110 | 70 | | 200 | 700 |
| | | 149,490 | | | | | | 59,180 | 31,460 | 15,180 | 16,390 | | 6,600 | 20,680 |
| | 岩手 | 960 | | 30 | | | 50 | 210 | 160 | 70 | 40 | | | 400 |
| | | 139,590 | | 5,280 | | | | 12,430 | 36,850 | 40,370 | 11,440 | 5,720 | | 27,500 |
| | 宮城 | 6,882 | | | 710 | 800 | 1,290 | 1,475 | 972 | 690 | 250 | 120 | 330 | 245 |
| | | 1,365,375 | | | 55,110 | 181,060 | 288,420 | 302,115 | 221,650 | 155,870 | 52,580 | 28,270 | 18,480 | 61,820 |
| | 山形 | 71,813 | 11,920 | 20,200 | 27,570 | 1,750 | 30 | 672 | 654 | 280 | 340 | 437 | 400 | 7,560 |
| | | 2,365,682 | 318,230 | 435,820 | 766,480 | 231,330 | 4,290 | 94,490 | 75,020 | 36,960 | 49,467 | 57,805 | 37,290 | 258,500 |
| | 福島 | 103,767 | 7,503 | 19,670 | 33,764 | 1,942 | 230 | 1,620 | 630 | 750 | 1,633 | 1,273 | 1,776 | 32,976 |
| | | 8,996,603 | 551,925 | 1,192,345 | 2,275,977 | 174,735 | 27,390 | 130,460 | 40,095 | 193,545 | 326,161 | 139,095 | 199,320 | 3,745,555 |
| | 茨城 | 380,554 | 20,810 | 162,056 | 5,119 | 814 | 955 | 1,340 | 785 | 1,035 | 1,697 | 4,790 | 3,712 | 177,441 |
| | | 25,765,960 | 463,320 | 3,570,545 | 153,021 | 90,882 | 136,015 | 117,315 | 73,645 | 68,585 | 165,649 | 295,515 | 239,360 | 20,392,108 |
| | 栃木 | 1,020 | | 400 | 120 | 230 | 40 | 10 | 80 | 40 | | | 100 | |
| | | 76,560 | | 21,450 | 6,600 | 18,260 | 5,720 | 3,850 | 11,000 | 5,280 | | | 4,400 | |
| | 群馬 | 14,347 | 535 | 325 | 200 | 590 | 166 | 60 | 65 | 960 | 4,480 | 4,756 | 1,910 | 300 |
| | | 1,001,660 | 38,280 | 17,325 | 6,600 | 49,225 | 20,130 | 11,000 | 4,675 | 67,650 | 335,940 | 300,465 | 138,820 | 11,550 |
| 埼玉 | 4,465 | 35 | 169 | 1,290 | 581 | 499 | 344 | 275 | 216 | 95 | 386 | 295 | 280 | |
| | 457,468 | 7,260 | 13,475 | 48,565 | 47,014 | 69,828 | 53,295 | 30,426 | 33,572 | 32,725 | 60,368 | 39,600 | 21,340 | |
| 千葉 | 13,708 | 1,285 | 1,660 | 405 | 290 | 1,734 | 1,945 | 1,090 | 635 | 381 | 814 | 415 | 3,054 | |
| | 2,189,528 | 223,025 | 532,840 | 98,065 | 43,450 | 193,600 | 195,965 | 143,055 | 104,005 | 60,368 | 73,755 | 45,155 | 476,245 | |
| 東京 | 3,495 | 30 | 670 | 1,080 | 55 | 200 | 380 | 130 | 20 | 165 | 410 | 300 | 55 | |
| | 389,290 | 1,650 | 30,030 | 39,710 | 6,600 | 27,500 | 94,380 | 44,550 | 3,300 | 21,560 | 81,510 | 31,900 | 6,600 | |
| 神奈川 | 185 | | | | | | 60 | | 45 | 80 | | | | |
| | 34,210 | | | | | | 15,400 | | 14,850 | 3,960 | | | | |
| 新潟 | 805 | 230 | 65 | 20 | 145 | 25 | 50 | 50 | | 80 | 40 | 100 | | |
| | 113,795 | 16,940 | 7,260 | 6,160 | 26,895 | 1,375 | 6,600 | 8,690 | | 11,825 | 19,250 | 8,800 | | |
| 石川 | 50 | 50 | | | | | | | | | | | | |
| | 2,475 | 2,475 | | | | | | | | | | | | |

品目別産地別月別取扱高(枝物)

令和3年1月～令和3年12月

上段 = 数量、下段 = 金額
単位：数量 = 本、金額 = 円

| 品目名 | 産地名 | 合計 | 1月 | 2月 | 3月 | 4月 | 5月 | 6月 | 7月 | 8月 | 9月 | 10月 | 11月 | 12月 | |
|-------|-----------------|-----------------------|--------------------|---------------------|---------------------|---------------------|---------------------|---------------------|---------------------|---------------------|---------------------|---------------------|---------------------|---------------------|----------------|
| その他切枝 | 福井 | 100 16,225 | | 50 9,625 | | | | | | | | | | 50 6,600 | |
| | 山梨 | 34 16,830 | | | | | | 34 16,830 | | | | | | | |
| | 長野 | 8,197 856,429 | | 60 11,550 | 505 24,750 | 1,420 94,325 | 315 30,195 | 210 29,260 | 158 26,840 | 70 8,360 | 510 60,280 | 1,089 138,514 | 1,540 170,885 | 2,320 261,470 | |
| | 岐阜 | 4,930 223,795 | | 800 29,975 | 200 8,525 | | 600 18,700 | 950 33,000 | | 150 7,975 | 800 33,825 | 890 64,900 | 540 26,895 | | |
| | 静岡 | 200,490 24,662,745 | 9,870 1,278,035 | 19,055 2,057,660 | 19,756 2,507,418 | 14,730 1,834,223 | 12,755 1,586,503 | 13,700 1,738,550 | 14,875 1,961,163 | 18,743 2,435,301 | 18,505 2,215,565 | 15,975 1,896,400 | 19,267 2,310,088 | 23,259 2,841,839 | |
| | 愛知 | 14,175 1,444,465 | 2,000 165,000 | 2,400 176,550 | 600 19,800 | 480 74,910 | 640 53,735 | 1,650 222,420 | 1,250 124,300 | 475 35,200 | 600 104,225 | 1,330 195,800 | 1,500 173,525 | 1,250 99,000 | |
| | 奈良 | 60 13,200 | | | | 60 13,200 | | | | | | | | | |
| | 和歌山 | 2,085 260,205 | 100 23,980 | 260 58,190 | 220 22,440 | 360 29,260 | 175 32,230 | 60 3,960 | 50 3,575 | | 10 3,300 | | 190 26,400 | 660 56,870 | |
| | 岡山 | 600 37,125 | 150 9,900 | | | | | | | | | 150 11,000 | 150 9,350 | 150 6,875 | |
| | 広島 | 800 43,450 | | | | | | | | | | 300 17,600 | 400 21,450 | 100 4,400 | |
| | 山口 | 463 64,758 | 123 21,390 | 280 35,888 | | | | | 10 1,650 | | | 40 4,180 | 10 1,650 | | |
| | 徳島 | 1,000 77,000 | | | | | | | | | | | | 1,000 77,000 | |
| | 香川 | 918 106,854 | 70 6,600 | 200 24,530 | 35 2,695 | 103 9,394 | 210 21,285 | 60 8,910 | | | 20 3,960 | 20 3,740 | 80 14,520 | 120 11,220 | |
| | 愛媛 | 9,508 1,191,102 | 550 67,375 | 750 108,900 | 1,450 164,450 | 750 69,355 | 150 7,150 | 20 12,100 | 10 3,850 | 60 23,100 | 560 97,570 | 700 121,220 | 3,488 388,817 | 1,020 127,215 | |
| | 高知 | 640 75,570 | | 60 11,220 | 50 9,350 | | 30 4,950 | | | | 250 17,600 | 250 32,450 | | | |
| | 福岡 | 1,110 109,065 | | 20 3,960 | 50 4,125 | 140 9,350 | 140 9,900 | 40 3,960 | 100 13,970 | 140 15,840 | 20 1,870 | 40 3,740 | 220 24,420 | 200 17,930 | |
| | 熊本 | 1,880 257,070 | 50 3,850 | | | 400 13,530 | 400 13,200 | | | | | 210 102,300 | 500 76,450 | 320 47,740 | |
| | 大分 | 400 37,950 | | 400 37,950 | | | | | | | | | | | |
| | 宮崎 | 3,072 301,566 | | | | 310 36,740 | 542 51,865 | 1,240 86,516 | 40 6,820 | | | | | 100 7,425 | 840 112,200 |
| | 鹿児島 | 1,165 56,650 | 100 4,400 | 100 3,850 | 800 40,150 | 100 2,750 | | | | | 15 1,430 | 40 3,520 | | 10 550 | |
| 沖縄 | 2,005 58,355 | | | 1 1,100 | 3 1,100 | 1,311 34,210 | 200 6,600 | 200 2,640 | 20 3,960 | 50 1,375 | 200 3,850 | 20 3,520 | | | |

品目別産地別月別取扱高(枝物)

令和3年1月～令和3年12月

上段 = 数量、下段 = 金額
単位：数量 = 本、金額 = 円

| 品目名 | 産地名 | 合計 | 1月 | 2月 | 3月 | 4月 | 5月 | 6月 | 7月 | 8月 | 9月 | 10月 | 11月 | 12月 | |
|-------|------------|-----------|-----------|-----------|-----------|-----------|-----------|-----------|-----------|-----------|-----------|-----------|------------|---------|--------|
| その他切枝 | コロンビア | 4,363 | 125 | 210 | 310 | 220 | 140 | 540 | 185 | 500 | 524 | 424 | 239 | 946 | |
| | | 1,070,850 | 40,700 | 68,530 | 96,085 | 91,190 | 56,650 | 126,775 | 38,665 | 134,860 | 121,330 | 76,890 | 58,135 | 161,040 | |
| | 中国 | 21,404 | 150 | 220 | 720 | 280 | 350 | 250 | 1,250 | 2,750 | 1,650 | 1,230 | 3,140 | 9,414 | |
| | | 435,233 | 1,650 | 13,860 | 16,830 | 6,160 | 9,350 | 4,675 | 18,700 | 47,025 | 6,600 | 11,935 | 81,675 | 216,773 | |
| | タイ | 120 | | | | | | 40 | | | 80 | | | | |
| | 5,280 | | | | | | | 1,760 | | | 3,520 | | | | |
| | オランダ | 2,079 | 45 | 620 | 610 | 160 | 186 | 80 | 180 | 50 | 30 | 68 | 20 | 30 | |
| | | 727,815 | 3,850 | 103,070 | 133,155 | 42,900 | 77,825 | 75,900 | 123,475 | 45,650 | 26,950 | 71,830 | 19,250 | 3,960 | |
| | アメリカ | 192 | | 70 | | 25 | 90 | | | | | | | 1 | 6 |
| | | 74,250 | | 10,560 | | 6,050 | 15,840 | | | | | | | 12,650 | 29,150 |
| | イタリア | 3,140 | 600 | 140 | 120 | | | | 80 | 430 | 250 | 720 | 460 | 340 | |
| | | 551,925 | 85,800 | 16,500 | 18,810 | | | | 6,160 | 62,370 | 56,210 | 139,480 | 101,970 | 64,625 | |
| | オーストラリア | 640 | 10 | 195 | 145 | 50 | | 40 | 160 | 40 | | | | | |
| | | 100,843 | 1,650 | 34,348 | 30,085 | 6,600 | | 4,400 | 20,460 | 3,300 | | | | | |
| | ニュージーランド | 281 | 55 | 34 | 132 | | 20 | | | | | 40 | | | |
| | | 103,895 | 18,150 | 18,975 | 51,370 | | 13,200 | | | | | 2,200 | | | |
| | イスラエル | 335 | | | | | | | | | | | | 335 | |
| | | 97,405 | | | | | | | | | | | | 97,405 | |
| 韓国 | 36 | | | | 18 | | | 8 | 10 | | | | | | |
| | 17,270 | | | | 9,900 | | | 3,520 | 3,850 | | | | | | |
| ベトナム | 230 | 230 | | | | | | | | | | | | | |
| | 5,445 | 5,445 | | | | | | | | | | | | | |
| 南アフリカ | 1,695 | | 230 | 70 | 425 | 160 | 120 | 240 | 40 | 160 | 100 | 20 | 130 | | |
| | 198,935 | | 17,600 | 8,800 | 55,440 | 25,080 | 13,200 | 27,445 | 6,600 | 16,170 | 11,000 | 6,600 | 11,000 | | |
| 計 | 947,597 | 56,871 | 232,379 | 96,182 | 27,291 | 23,433 | 28,447 | 27,627 | 31,102 | 37,678 | 41,232 | 44,219 | 301,136 | | |
| | 78,901,089 | 3,384,750 | 8,733,671 | 6,617,931 | 3,285,728 | 2,848,566 | 3,589,961 | 3,364,994 | 3,774,848 | 4,417,050 | 4,591,875 | 4,647,610 | 29,644,105 | | |
| 平均単価 | 83 | 60 | 38 | 69 | 120 | 122 | 126 | 122 | 121 | 117 | 111 | 105 | 98 | | |
| | | | | | | | | | | | | | | | |
| | | | | | | | | | | | | | | | |
| | | | | | | | | | | | | | | | |
| | | | | | | | | | | | | | | | |
| | | | | | | | | | | | | | | | |
| | | | | | | | | | | | | | | | |
| | | | | | | | | | | | | | | | |
| | | | | | | | | | | | | | | | |

品目別産地別月別取扱高(鉢物)

令和3年1月～令和3年12月

上段 = 数量、下段 = 金額
単位：数量 = 鉢、金額 = 円

| 品目名 | 産地名 | 合計 | 1月 | 2月 | 3月 | 4月 | 5月 | 6月 | 7月 | 8月 | 9月 | 10月 | 11月 | 12月 |
|--------|------|------------------|-------------|---------------|--------------|---------------|----------------|----------------|----------------|--------------|---------------|---------------|--------------|--------------|
| ホクシャ | 岩手 | 135 29,365 | | | | | 36 13,398 | 11 3,207 | 88 12,760 | | | | | |
| | 福島 | 820 218,900 | | | | 30 9,900 | 370 112,200 | 260 69,850 | 160 26,950 | | | | | |
| | 埼玉 | 117 46,310 | | | | 95 39,050 | 22 7,260 | | | | | | | |
| | 計 | 1,072 294,575 | | | | 125 48,950 | 428 132,858 | 271 73,057 | 248 39,710 | | | | | |
| | 平均単価 | 275 | | | | 392 | 310 | 270 | 160 | | | | | |
| ハイビスカス | 秋田 | 24 11,440 | | | | | | | | 2 2,420 | 22 9,020 | | | |
| | 岩手 | 161 64,966 | | | | | | 37 25,190 | 124 39,776 | | | | | |
| | 栃木 | 4 6,600 | | | | | | 4 6,600 | | | | | | |
| | 埼玉 | 348 176,550 | | | | 11 4,840 | 2 4,180 | 99 60,632 | 236 106,898 | | | | | |
| | 千葉 | 24 10,956 | | | | | 12 7,920 | 12 3,036 | | | | | | |
| | 神奈川 | 77 22,990 | | | | | 22 9,680 | 11 4,840 | 44 8,470 | | | | | |
| | 愛知 | 215 115,214 | | | | | 26 16,665 | 77 44,781 | 112 53,768 | | | | | |
| | 大阪 | 78 46,321 | | | | | 78 46,321 | | | | | | | |
| | 計 | 931 455,037 | | | | 11 4,840 | 140 84,766 | 240 145,079 | 516 208,912 | 2 2,420 | 22 9,020 | | | |
| | 平均単価 | 489 | | | | 440 | 605 | 604 | 405 | 1,210 | 410 | | | |
| カラコエ | 青森 | 30 6,600 | | | | | | | 30 6,600 | | | | | |
| | 岩手 | 988 375,320 | 12 6,864 | 81 31,790 | 88 36,476 | 195 64,196 | 42 19,745 | 74 33,726 | 112 34,661 | 11 3,630 | 158 65,956 | 127 48,620 | 64 23,056 | 24 6,600 |
| | 宮城 | 55 8,712 | | | | | | | | | | | | 55 8,712 |
| | 茨城 | 53 23,628 | | | 12 4,620 | | | | | | 41 19,008 | | | |
| | 埼玉 | 757 293,029 | 27 7,722 | 115 36,817 | 65 37,994 | 88 33,000 | 83 31,625 | 35 11,275 | 10 6,875 | 27 14,564 | 105 46,244 | 79 22,726 | 75 26,455 | 48 17,732 |
| | 岐阜 | 22 5,203 | | | | | | | | | | | | 22 5,203 |

品目別産地別月別取扱高(鉢物)

令和3年1月～令和3年12月

上段 = 数量、下段 = 金額
単位：数量 = 鉢、金額 = 円

| 品目名 | 産地名 | 合計 | 1月 | 2月 | 3月 | 4月 | 5月 | 6月 | 7月 | 8月 | 9月 | 10月 | 11月 | 12月 |
|---------|------|------------------|--------------|---------------|---------------|----------------|---------------|---------------|---------------|--------------|----------------|---------------|---------------|---------------|
| カランコエ | | 34 | | | | | 34 | | | | | | | |
| | 大阪 | 10,725 | | | | | 10,725 | | | | | | | |
| | 計 | 1,939 723,217 | 39 14,586 | 196 68,607 | 165 79,090 | 283 97,196 | 159 62,095 | 109 45,001 | 152 48,136 | 38 18,194 | 304 131,208 | 206 71,346 | 161 54,714 | 127 33,044 |
| | 平均単価 | 373 | 374 | 350 | 479 | 343 | 391 | 413 | 317 | 479 | 432 | 346 | 340 | 260 |
| インパチェンス | 秋田 | 151 64,020 | | | | | 18 8,910 | 120 52,800 | 12 1,980 | | 1 330 | | | |
| | 岩手 | 27 16,434 | | | | | | 12 7,194 | 15 9,240 | | | | | |
| | 福島 | 12 3,960 | | | | 12 3,960 | | | | | | | | |
| | 埼玉 | 2 1,870 | | | | | | | 1 1,430 | 1 440 | | | | |
| | 千葉 | 42 16,566 | | | | | 6 2,970 | | 36 13,596 | | | | | |
| | 大阪 | 24 6,160 | | | | | 24 6,160 | | | | | | | |
| | 計 | 258 109,010 | | | | 12 3,960 | 48 18,040 | 132 59,994 | 64 26,246 | 1 440 | 1 330 | | | |
| | 平均単価 | 423 | | | | 330 | 376 | 455 | 410 | 440 | 330 | | | |
| ゼラニウム | 秋田 | 3 1,705 | | | | | | | | | 3 1,705 | | | |
| | 岩手 | 274 54,934 | 22 6,842 | | 28 6,490 | 12 6,600 | 48 17,424 | 56 13,222 | 60 3,300 | | 48 1,056 | | | |
| | 宮城 | 751 361,570 | | | 60 33,000 | 381 190,410 | 98 50,160 | 8 2,200 | 120 50,160 | | 84 35,640 | | | |
| | 福島 | 128 33,330 | | | | | 24 6,600 | 64 19,800 | 40 6,930 | | | | | |
| | 栃木 | 24 6,996 | | 12 3,300 | 12 3,696 | | | | | | | | | |
| | 埼玉 | 258 77,814 | 24 4,884 | 34 6,336 | 76 24,464 | 36 13,860 | | 54 22,550 | | | | | | 34 5,720 |
| | 千葉 | 18 7,260 | | | 6 3,300 | | | | 12 3,960 | | | | | |
| | 愛知 | 55 10,285 | | | | | | | | | | | | 55 10,285 |
| | 計 | 1,511 553,894 | 46 11,726 | 46 9,636 | 182 70,950 | 429 210,870 | 170 74,184 | 182 57,772 | 232 64,350 | | 135 38,401 | | | 89 16,005 |
| | | 平均単価 | 367 | 255 | 209 | 390 | 492 | 436 | 317 | 277 | | 284 | | |

品目別産地別月別取扱高(鉢物)

令和3年1月～令和3年12月

上段 = 数量、下段 = 金額
単位：数量 = 鉢、金額 = 円

| 品目名 | 産地名 | 合計 | 1月 | 2月 | 3月 | 4月 | 5月 | 6月 | 7月 | 8月 | 9月 | 10月 | 11月 | 12月 | |
|------|-------|--------------------|----------------|-------------|---------------|----------------|----------------|----------------|----|----|----|-----|-----|-----|--|
| ペラルゴ | 岩手 | 147 75,438 | | | 70 36,630 | 59 29,568 | 18 9,240 | | | | | | | | |
| | 宮城 | 1,564 880,660 | | | 39 18,150 | 847 495,220 | 673 364,540 | 5 2,750 | | | | | | | |
| | 茨城 | 11 4,235 | | | 11 4,235 | | | | | | | | | | |
| | 栃木 | 66 23,430 | | | 66 23,430 | | | | | | | | | | |
| | 群馬 | 36 11,880 | | | | 36 11,880 | | | | | | | | | |
| | 埼玉 | 45 15,972 | | 23 7,942 | 18 4,950 | 4 3,080 | | | | | | | | | |
| | 千葉 | 18 9,570 | | | 12 6,270 | 6 3,300 | | | | | | | | | |
| | 神奈川 | 18 11,220 | | | | | 18 11,220 | | | | | | | | |
| | 大阪 | 12 6,336 | | | | | 12 6,336 | | | | | | | | |
| | 計 | 1,917 1,038,741 | | 23 7,942 | 216 93,665 | 952 543,048 | 721 391,336 | 5 2,750 | | | | | | | |
| | 平均単価 | 542 | | 345 | 434 | 570 | 543 | 550 | | | | | | | |
| | クレマチス | 秋田 | 3 3,300 | | | | | 3 3,300 | | | | | | | |
| | | 岩手 | 774 456,720 | | | | 546 331,650 | 228 125,070 | | | | | | | |
| 福島 | | 89 119,130 | | | | 89 119,130 | | | | | | | | | |
| 茨城 | | 151 281,710 | | | | | 151 281,710 | | | | | | | | |
| 埼玉 | | 26 29,920 | | | 10 14,300 | 16 15,620 | | | | | | | | | |
| 千葉 | | 54 29,700 | | | | 36 19,800 | 18 9,900 | | | | | | | | |
| 神奈川 | | 18 10,230 | | | | 18 10,230 | | | | | | | | | |
| 新潟 | | 6 4,620 | | | | 6 4,620 | | | | | | | | | |
| 愛知 | | 5 5,500 | | | 5 5,500 | | | | | | | | | | |
| 計 | | 1,126 940,830 | | | 15 19,800 | 711 501,050 | 400 419,980 | | | | | | | | |

品目別産地別月別取扱高(鉢物)

令和3年1月～令和3年12月

上段 = 数量、下段 = 金額
単位：数量 = 鉢、金額 = 円

| 品目名 | 産地名 | 合計 | 1月 | 2月 | 3月 | 4月 | 5月 | 6月 | 7月 | 8月 | 9月 | 10月 | 11月 | 12月 | |
|-------|----------------|------|--------------------|----------------|---------------|---------------|----------------|----------------|----------------|---------------|---------------|----------------|---------------|---------------|--------------|
| クレマチス | 平均単価 | 836 | | | 1,320 | 705 | 1,050 | | | | | | | | |
| | ベゴニア | 秋田 | 262 23,791 | | | | | | 51 6,092 | 208 14,344 | | 3 3,355 | | | |
| | | 岩手 | 495 184,294 | 20 2,640 | | 76 42,625 | 62 37,675 | 36 9,240 | | 24 4,884 | 23 10,230 | 153 48,840 | 67 14,190 | 34 13,970 | |
| | | 宮城 | 939 348,700 | | | | 217 50,380 | 156 74,580 | 87 36,850 | 179 63,140 | 72 23,650 | 163 77,000 | 50 20,625 | | 15 2,475 |
| | | 群馬 | 50 18,865 | | | | | 44 17,545 | | | | | 6 1,320 | | |
| | | 埼玉 | 803 331,298 | 18 3,960 | 190 76,230 | 83 41,360 | | 115 63,580 | 239 104,720 | | | | 63 15,378 | 81 18,150 | 14 7,920 |
| | | 千葉 | 157 99,198 | | | 5 3,025 | 70 41,228 | 27 20,240 | | | | 10 7,425 | 35 22,055 | | 10 5,225 |
| | | 岐阜 | 200 36,080 | | | | 40 7,920 | 40 7,040 | | | | | | 80 16,280 | 40 4,840 |
| | | 愛知 | 48 31,295 | | | | | | | | | | | 39 25,465 | 9 5,830 |
| | | 大阪 | 12 13,420 | | | | | | 12 13,420 | | | | | | |
| | | 佐賀 | 20 11,000 | | | | | | | | | | 20 11,000 | | |
| | | 計 | 2,986 1,097,941 | 38 6,600 | 190 76,230 | 164 87,010 | 389 137,203 | 430 205,645 | 377 147,662 | 411 82,368 | 95 33,880 | 349 147,620 | 221 73,568 | 234 73,865 | 88 26,290 |
| | | 平均単価 | 368 | 174 | 401 | 531 | 353 | 478 | 392 | 200 | 357 | 423 | 333 | 316 | 299 |
| | | サボテン | 岩手 | 599 168,146 | | 15 4,950 | 48 17,160 | 116 34,804 | 88 27,632 | 144 41,404 | 68 15,136 | 24 5,808 | 96 21,252 | | |
| 群馬 | 125 33,979 | | | | | 12 3,960 | | 12 3,960 | 66 14,850 | | | 35 11,209 | | | |
| 埼玉 | 113 20,724 | | | | | 6 4,620 | | 3 2,376 | | | 40 8,800 | 32 2,112 | 32 2,816 | | |
| 静岡 | 15 7,920 | | | | | 15 7,920 | | | | | | | | | |
| 愛知 | 77 30,734 | | | | 12 1,980 | 12 3,300 | | 21 17,270 | | 12 2,904 | | 12 2,640 | 8 2,640 | | |
| 大阪 | 20 7,700 | | | | | | 20 7,700 | | | | | | | | |
| 鹿児島 | 5 15,290 | | | | | | | 1 4,180 | 2 7,150 | | | | | 2 3,960 | |
| 計 | 954 284,493 | | | 15 4,950 | 60 19,140 | 161 54,604 | 108 35,332 | 181 69,190 | 136 37,136 | 36 8,712 | 136 30,052 | 79 15,961 | 42 9,416 | | |

品目別産地別月別取扱高(鉢物)

令和3年1月～令和3年12月

上段 = 数量、下段 = 金額
単位：数量 = 鉢、金額 = 円

| 品目名 | 産地名 | 合計 | 1月 | 2月 | 3月 | 4月 | 5月 | 6月 | 7月 | 8月 | 9月 | 10月 | 11月 | 12月 |
|------|---------|---------|--------|--------|--------|--------|--------|--------|--------|--------|---------|---------|--------|--------|
| サボテン | 平均単価 | 298 | | 330 | 319 | 339 | 327 | 382 | 273 | 242 | 221 | 202 | 224 | |
| | テマ-カカス | 310 | | | | | | | | | 89 | 82 | 66 | 73 |
| | 岩手 | 153,120 | | | | | | | | | 56,529 | 32,120 | 34,441 | 30,030 |
| | 埼玉 | 222 | | | | | | | | | 22 | 76 | 71 | 53 |
| | 愛知 | 54 | | | | | | | | | 24 | 4 | | 26 |
| | 計 | 33,220 | | | | | | | | | 15,180 | 4,510 | | 13,530 |
| 多肉植物 | 計 | 586 | | | | | | | | | 135 | 162 | 137 | 152 |
| | 平均単価 | 320,606 | | | | | | | | | 84,304 | 78,650 | 68,277 | 89,375 |
| | 平均単価 | 547 | | | | | | | | | 624 | 485 | 498 | 588 |
| | 岩手 | 46 | 6 | | | 10 | 6 | 22 | | | | | | 2 |
| | 山形 | 14,652 | 660 | | | 1,650 | 2,376 | 5,566 | | | | | | 4,400 |
| | 埼玉 | 198 | | | | | | 55 | 55 | | 22 | | 66 | |
| | 千葉 | 28,798 | | | | | | 9,075 | 9,075 | | 2,420 | | 8,228 | |
| | 長野 | 954 | 46 | 24 | 32 | 240 | 192 | 128 | 48 | 51 | 62 | 56 | 60 | 15 |
| | 静岡 | 123,497 | 10,340 | 1,320 | 1,056 | 19,888 | 9,680 | 6,688 | 9,504 | 4,939 | 6,424 | 13,728 | 29,590 | 10,340 |
| | 愛知 | 87 | | | 15 | | | | | | 48 | 24 | | |
| | 大阪 | 16,368 | | | 3,960 | | | | | | 8,184 | 4,224 | | |
| | 計 | 576 | | | | | | | | | 576 | | | |
| | 平均単価 | 43,956 | | | | | | | | | 43,956 | | | |
| | 秋田 | 128 | | | | | 48 | 50 | | | | | | 30 |
| | 岩手 | 40,557 | | | | | 15,840 | 13,167 | | | | | 11,550 | |
| 愛知 | 402 | | 20 | 50 | 8 | 70 | 80 | 69 | 13 | 5 | 13 | 74 | | |
| 大阪 | 116,094 | | 4,400 | 12,045 | 2,200 | 26,675 | 25,762 | 13,695 | 9,955 | 3,300 | 9,020 | 9,042 | | |
| 計 | 194 | | | | | 194 | | | | | | | | |
| 平均単価 | 26,950 | | | | | 26,950 | | | | | | | | |
| 秋田 | 2,585 | 52 | 44 | 97 | 258 | 510 | 335 | 172 | 112 | 689 | 69 | 230 | 17 | |
| 岩手 | 410,872 | 11,000 | 5,720 | 17,061 | 23,738 | 81,521 | 60,258 | 32,274 | 23,078 | 60,324 | 22,748 | 58,410 | 14,740 | |
| 宮城 | 平均単価 | 159 | 212 | 130 | 176 | 92 | 160 | 180 | 188 | 206 | 88 | 330 | 254 | 867 |
| 埼玉 | 372 | | | | | | | | | | 3 | 225 | 144 | |
| 神奈川 | 35,277 | | | | | | | | | | 990 | 29,535 | 4,752 | |
| 計 | 1,245 | | | | | | | | 75 | 41 | 661 | 351 | 84 | 33 |
| 平均単価 | 340,076 | | | | | | | | 23,430 | 15,510 | 157,102 | 105,776 | 32,934 | 5,324 |
| 宮城 | 912 | | | | | | | | | 36 | 517 | 359 | | |
| 埼玉 | 410,509 | | | | | | | | | 19,800 | 230,681 | 160,028 | | |
| 計 | 344 | | | | | | | 30 | 94 | | 164 | 16 | 40 | |
| 平均単価 | 124,960 | | | | | | | 5,610 | 28,050 | | 75,460 | 4,400 | 11,440 | |
| 神奈川 | 3 | | | | | | | | | | 3 | | | |
| 計 | 2,640 | | | | | | | | | | 2,640 | | | |

品目別産地別月別取扱高(鉢物)

令和3年1月～令和3年12月

上段 = 数量、下段 = 金額
単位：数量 = 鉢、金額 = 円

| 品目名 | 産地名 | 合計 | 1月 | 2月 | 3月 | 4月 | 5月 | 6月 | 7月 | 8月 | 9月 | 10月 | 11月 | 12月 |
|---------|------|--------------------|----|------------|--------------|------------------|--------------------|--------------|---------------|--------------|------------------|----------------|---------------|-------------|
| ポットマム | 愛知 | 16 4,400 | | | | | | | | | | | 16 4,400 | |
| | 長崎 | 12 3,960 | | | | | | | | | | | 12 3,960 | |
| | 計 | 2,904 921,822 | | | | | | 30 5,610 | 169 51,480 | 77 35,310 | 1,348 466,873 | 951 299,739 | 296 57,486 | 33 5,324 |
| | 平均単価 | 317 | | | | | | 187 | 305 | 459 | 346 | 315 | 194 | 161 |
| ハイドランジャ | 秋田 | 2 3,080 | | | | | | 2 3,080 | | | | | | |
| | 青森 | 52 21,780 | | | | 40 16,500 | 6 2,640 | 6 2,640 | | | | | | |
| | 岩手 | 269 279,950 | | | | 129 158,455 | 125 104,005 | | 15 17,490 | | | | | |
| | 宮城 | 441 380,380 | | | | 361 309,980 | 80 70,400 | | | | | | | |
| | 福島 | 35 37,950 | | | 10 11,550 | 25 26,400 | | | | | | | | |
| | 茨城 | 93 131,230 | | | | 8 10,560 | 79 108,130 | 6 12,540 | | | | | | |
| | 栃木 | 36 61,138 | | | | 4 7,040 | 20 44,110 | 12 9,988 | | | | | | |
| | 群馬 | 153 210,309 | | 5 3,300 | | 57 45,364 | 87 153,725 | 4 7,920 | | | | | | |
| | 埼玉 | 493 608,683 | | | 62 64,130 | 287 340,032 | 139 199,846 | 5 4,675 | | | | | | |
| | 千葉 | 74 84,392 | | | | 24 20,592 | 50 63,800 | | | | | | | |
| | 神奈川 | 20 42,240 | | | | | 20 42,240 | | | | | | | |
| | 愛知 | 324 524,998 | | | | 88 37,752 | 236 487,246 | | | | | | | |
| | 大阪 | 304 328,944 | | | | | 304 328,944 | | | | | | | |
| | 島根 | 438 814,220 | | | | | 398 781,660 | 32 26,400 | | | | 8 6,160 | | |
| | 福岡 | 5 17,930 | | | | | 5 17,930 | | | | | | | |
| | 計 | 2,739 3,547,224 | | 5 3,300 | 72 75,680 | 1,023 972,675 | 1,549 2,404,676 | 67 67,243 | 15 17,490 | | | 8 6,160 | | |
| | 平均単価 | 1,295 | | 660 | 1,051 | 951 | 1,552 | 1,004 | 1,166 | | | 770 | | |

品目別産地別月別取扱高(鉢物)

令和3年1月～令和3年12月

上段 = 数量、下段 = 金額
単位：数量 = 鉢、金額 = 円

| 品目名 | 産地名 | 合計 | 1月 | 2月 | 3月 | 4月 | 5月 | 6月 | 7月 | 8月 | 9月 | 10月 | 11月 | 12月 | |
|-------|------|------------------|---------------|----------------|------------------|------------|----|----|----|----|---------------|---------------|---------------|---------------|---------------|
| プリムラ | 秋田 | 254 29,062 | 21 1,155 | | 156 17,160 | | | | | | | | | 77 10,747 | |
| | 岩手 | 212 50,644 | 60 9,504 | 80 24,112 | | | | | | | | | | 72 17,028 | |
| | 福島 | 6 3,300 | | | 6 3,300 | | | | | | | | | | |
| | 茨城 | 11 3,025 | | | | | | | | | | | 11 3,025 | | |
| | 埼玉 | 392 62,964 | 138 19,030 | 72 12,672 | | | | | | | | 38 4,906 | 47 6,204 | 97 20,152 | |
| | 計 | 875 148,995 | 219 29,689 | 152 36,784 | 162 20,460 | | | | | | | 38 4,906 | 58 9,229 | 246 47,927 | |
| | 平均単価 | 170 | 136 | 242 | 126 | | | | | | | 129 | 159 | 195 | |
| ジュリアン | 秋田 | 10 3,080 | | | 4 1,760 | 6 1,320 | | | | | | | | | |
| | 岩手 | 420 49,170 | | | | | | | | | 150 17,985 | 195 23,100 | 75 8,085 | | |
| | 埼玉 | 104 14,080 | | | | | | | | | | | 56 7,084 | 48 6,996 | |
| | 計 | 534 66,330 | | | 4 1,760 | 6 1,320 | | | | | 150 17,985 | 251 30,184 | 123 15,081 | | |
| | 平均単価 | 124 | | | 440 | 220 | | | | | 120 | 120 | 123 | | |
| ポリアン | 秋田 | 1,978 363,869 | 48 5,544 | 430 61,501 | 1,500 296,824 | | | | | | | | | | |
| | 岩手 | 447 68,277 | 110 11,374 | 40 4,752 | | | | | | | | | 143 25,047 | 154 27,104 | |
| | 宮城 | 827 136,455 | 312 46,552 | 443 72,743 | 24 6,600 | | | | | | | | | 48 10,560 | |
| | 埼玉 | 62 12,342 | | | | | | | | | | | | 62 12,342 | |
| | 東京 | 24 3,300 | | | 24 3,300 | | | | | | | | | | |
| | 計 | 3,338 584,243 | 470 63,470 | 913 138,996 | 1,548 306,724 | | | | | | | | | 143 25,047 | 264 50,006 |
| | 平均単価 | 175 | 135 | 152 | 198 | | | | | | | | | 175 | 189 |
| サイネリア | 秋田 | 770 189,640 | 136 18,216 | 192 31,504 | 442 139,920 | | | | | | | | | | |
| | 岩手 | 171 56,628 | 47 16,071 | 91 30,272 | 33 10,285 | | | | | | | | | | |

品目別産地別月別取扱高(鉢物)

令和3年1月～令和3年12月

上段 = 数量、下段 = 金額
単位：数量 = 鉢、金額 = 円

| 品目名 | 産地名 | 合計 | 1月 | 2月 | 3月 | 4月 | 5月 | 6月 | 7月 | 8月 | 9月 | 10月 | 11月 | 12月 |
|-------|------|--------------------|---------------|---------------|----------------|--------------|----|----|----|-------------|-------------|----------------|----------------|------------------|
| サイネリア | 埼玉 | 403 138,886 | 109 46,156 | 122 35,332 | 90 22,858 | 30 7,260 | | | | | | | | 52 27,280 |
| | 千葉 | 6 1,650 | | | 6 1,650 | | | | | | | | | |
| | 計 | 1,350 386,804 | 292 80,443 | 405 97,108 | 571 174,713 | 30 7,260 | | | | | | | | 52 27,280 |
| | 平均単価 | 287 | 275 | 240 | 306 | 242 | | | | | | | | 525 |
| アザレア | 岩手 | 122 44,748 | | | 55 16,698 | 49 21,120 | | | | | | 18 6,930 | | |
| | 埼玉 | 563 186,054 | 30 16,170 | 216 74,327 | 241 65,087 | | | | | | | 62 22,220 | 14 8,250 | |
| | 新潟 | 33 7,623 | | | 33 7,623 | | | | | | | | | |
| | 計 | 718 238,425 | 30 16,170 | 216 74,327 | 329 89,408 | 49 21,120 | | | | | | 80 29,150 | 14 8,250 | |
| 平均単価 | 332 | 539 | 344 | 272 | 431 | | | | | | 364 | 589 | | |
| シクラメン | 秋田 | 1,681 1,523,610 | | | | | | | | | | 249 205,590 | 965 741,664 | 467 576,356 |
| | 岩手 | 496 143,660 | 6 1,815 | | | | | | | 22 3,630 | 24 7,920 | 326 81,620 | 76 25,245 | 42 23,430 |
| | 宮城 | 3,003 1,474,572 | 36 3,960 | | | | | | | | | 48 10,560 | 148 49,995 | 1,208 723,635 |
| | 福島 | 20 6,600 | | | | | | | | | | | 20 6,600 | |
| | 埼玉 | 339 80,454 | | | | | | | | | | 304 47,784 | 23 24,420 | 12 8,250 |
| | 山梨 | 159 261,580 | | | | | | | | | | | 16 19,250 | 143 242,330 |
| | 長野 | 267 66,044 | | | | | | | | | 24 5,280 | 48 7,920 | 78 16,632 | 117 36,212 |
| | 岐阜 | 4 5,280 | | | | | | | | | | | | 4 5,280 |
| | 愛知 | 216 88,165 | | | | | | | | | | | 158 49,610 | 58 38,555 |
| | 奈良 | 2 6,600 | | | | | | | | | | | | 2 6,600 |
| | 島根 | 8 3,520 | | | | | | | | | | | 8 3,520 | |
| | 愛媛 | 25 14,300 | | | | | | | | | | | | 25 14,300 |

品目別産地別月別取扱高(鉢物)

令和3年1月～令和3年12月

上段 = 数量、下段 = 金額
単位：数量 = 鉢、金額 = 円

| 品目名 | 産地名 | 合計 | 1月 | 2月 | 3月 | 4月 | 5月 | 6月 | 7月 | 8月 | 9月 | 10月 | 11月 | 12月 | |
|---------|--------|--------------------|----------------|----|----|----------------|------------------|----|----|-------------|--------------|------------------|--------------------|--------------------|---------------|
| シクラメン | 福岡 | 2 6,050 | | | | | | | | | | | | 2 6,050 | |
| | 計 | 6,222 3,680,435 | 42 5,775 | | | | | | | 22 3,630 | 96 23,760 | 1,075 392,909 | 2,907 1,610,576 | 2,080 1,643,785 | |
| | 平均単価 | 592 | 138 | | | | | | | 165 | 248 | 365 | 554 | 790 | |
| カーネーション | 宮城 | 1,008 695,640 | | | | 408 287,100 | 600 408,540 | | | | | | | | |
| | 福島 | 377 146,850 | | | | 201 76,065 | 176 70,785 | | | | | | | | |
| | 埼玉 | 40 13,288 | | | | 40 13,288 | | | | | | | | | |
| | 愛知 | 226 272,250 | | | | | 226 272,250 | | | | | | | | |
| | 香川 | 25 21,450 | | | | | 25 21,450 | | | | | | | | |
| | 計 | 1,676 1,149,478 | | | | 649 376,453 | 1,027 773,025 | | | | | | | | |
| | 平均単価 | 686 | | | | 580 | 753 | | | | | | | | |
| | ポインセチア | 秋田 | 128 84,260 | | | | | | | | | | | 26 18,040 | 102 66,220 |
| | | 青森 | 20 11,000 | | | | | | | | | | | | 20 11,000 |
| | | 岩手 | 262 129,514 | | | | | | | | | | 36 17,600 | 75 38,984 | 151 72,930 |
| 宮城 | | 368 230,945 | | | | | | | | | | 42 27,060 | 262 170,060 | 64 33,825 | |
| 茨城 | | 83 50,556 | | | | | | | | | | 82 43,956 | 1 6,600 | | |
| 埼玉 | | 395 226,666 | | | | | | | | | | 24 12,540 | 117 69,685 | 254 144,441 | |
| 千葉 | | 20 26,510 | | | | | | | | | | 4 4,400 | 14 16,610 | 2 5,500 | |
| 愛知 | | 145 105,765 | | | | | | | | | | | 56 39,545 | 89 66,220 | |
| 三重 | | 1 1,650 | | | | | | | | | | | | 1 1,650 | |
| 京都 | | 1 770 | | | | | | | | | | | | 1 770 | |
| 徳島 | | 10 24,200 | | | | | | | | | | | | 10 24,200 | |

品目別産地別月別取扱高(鉢物)

令和3年1月～令和3年12月

上段 = 数量、下段 = 金額
単位：数量 = 鉢、金額 = 円

| 品目名 | 産地名 | 合計 | 1月 | 2月 | 3月 | 4月 | 5月 | 6月 | 7月 | 8月 | 9月 | 10月 | 11月 | 12月 | |
|---------|----------|------------------|----------------|--------------|--------------|--------------|----------------|----|------------|------------|----|----------------|----------------|----------------|--------------|
| ポインセチア | 計 | 1,433 891,836 | | | | | | | | | | 188 105,556 | 551 359,524 | 694 426,756 | |
| | 平均単価 | 622 | | | | | | | | | | 561 | 652 | 615 | |
| | 石楠花 | | | | | | | | | | | | | | |
| 石楠花 | 岩手 | 161 64,295 | | 10 4,950 | 71 32,395 | 12 6,270 | | | | | | 52 14,520 | 16 6,160 | | |
| | 栃木 | 6 4,620 | | | 6 4,620 | | | | | | | | | | |
| | 埼玉 | 21 8,976 | | 5 4,400 | | | | | 8 3,520 | 8 1,056 | | | | | |
| | 計 | 188 77,891 | | 15 9,350 | 77 37,015 | 12 6,270 | | | 8 3,520 | 8 1,056 | | 52 14,520 | 16 6,160 | | |
| | 平均単価 | 414 | | 623 | 481 | 523 | | | 440 | 132 | | 279 | 385 | | |
| | シンビジューム | | | | | | | | | | | | | | |
| シンビジューム | 秋田 | 222 297,595 | 82 102,080 | 52 60,720 | 20 16,940 | | | | | | | | | 68 117,855 | |
| | 岩手 | 47 124,410 | 5 5,500 | | | | | | | | | | | 10 22,000 | 32 96,910 |
| | 埼玉 | 118 380,380 | 26 55,550 | 2 4,400 | | | | | | | | 4 13,200 | 16 61,820 | 70 245,410 | |
| | 神奈川 | 3 10,450 | | 1 3,300 | 2 7,150 | | | | | | | | | | |
| | 山梨 | 1 3,300 | | | | | | | | | | | 1 3,300 | | |
| | 長野 | 18 59,400 | | | | | | | | | | | 4 16,060 | 14 43,340 | |
| | 静岡 | 3 14,300 | | | | | | | | | | | 2 10,450 | 1 3,850 | |
| | 三重 | 24 60,940 | | | | | | | | | | | | 24 60,940 | |
| | 徳島 | 33 92,840 | | | | | | | | | | | 2 5,500 | 31 87,340 | |
| | 高知 | 30 78,540 | | | | | | | | | | | 14 31,570 | 16 46,970 | |
| | 計 | 499 1,122,155 | 113 163,130 | 55 68,420 | 22 24,090 | | | | | | | 4 13,200 | 49 150,700 | 256 702,615 | |
| | 平均単価 | 2,249 | 1,444 | 1,244 | 1,095 | | | | | | | 3,300 | 3,076 | 2,745 | |
| | デンドロビューム | | | | | | | | | | | | | | |
| | デンドロビューム | 岩手 | 284 278,795 | | 62 59,180 | 73 81,070 | 144 135,520 | | | | | | | 5 3,025 | |
| 埼玉 | | 153 195,580 | 28 37,180 | 35 44,110 | 40 52,910 | 6 5,720 | | | | | | | | 44 55,660 | |

品目別産地別月別取扱高(鉢物)

令和3年1月～令和3年12月

上段 = 数量、下段 = 金額
単位：数量 = 鉢、金額 = 円

| 品目名 | 産地名 | 合計 | 1月 | 2月 | 3月 | 4月 | 5月 | 6月 | 7月 | 8月 | 9月 | 10月 | 11月 | 12月 | |
|----------|------------|------------------|--------------|---------------|----------------|----------------|--------------|---------------|---------------|-------------|---------------|---------------|---------------|---------------|---------------|
| デンドロビューム | 岡山 | 22 25,080 | | | 12 15,400 | 4 5,720 | | | | | | | | 6 3,960 | |
| | 熊本 | 1 3,850 | | | | | | | | | | | 1 3,850 | | |
| | 計 | 460 503,305 | 28 37,180 | 97 103,290 | 125 149,380 | 154 146,960 | | | | | | | 6 6,875 | 50 59,620 | |
| | 平均単価 | 1,094 | 1,328 | 1,065 | 1,195 | 954 | | | | | | | 1,146 | 1,192 | |
| 胡蝶蘭 | 岩手 | 200 1,001,440 | 7 10,560 | 8 19,800 | 38 123,860 | 8 61,820 | 15 78,100 | 25 97,900 | 10 94,050 | 5 20,350 | 15 122,320 | 10 91,630 | 26 137,610 | 33 143,440 | |
| | 福島 | 4 44,000 | | | | | | | | | | | 4 44,000 | | |
| | 茨城 | 1 5,500 | | 1 5,500 | | | | | | | | | | | |
| | 栃木 | 5 54,450 | | | | | | | 4 44,000 | | | | 1 10,450 | | |
| | 埼玉 | 108 718,190 | 1 7,150 | 3 14,850 | 15 31,240 | 10 73,260 | 3 20,570 | 12 78,650 | 18 131,780 | 5 20,350 | 12 72,270 | 21 186,670 | 6 38,500 | 2 42,900 | |
| | 千葉 | 61 116,160 | | 8 6,490 | 27 51,810 | 8 2,860 | | 10 17,600 | 1 24,200 | | 5 9,460 | 2 3,740 | | | |
| | 山梨 | 28 129,910 | | 8 18,810 | 2 5,500 | 7 26,400 | | 1 14,850 | | | 5 6,600 | 5 57,750 | | | |
| | 静岡 | 8 35,200 | | 4 17,600 | | | | | | | | | 2 8,800 | 2 8,800 | |
| | 愛知 | 111 129,184 | | 13 5,060 | 26 12,012 | 4 2,860 | 7 67,100 | | 29 22,902 | | 30 11,550 | | | 2 7,700 | |
| | 三重 | 1 7,370 | | | | | 1 7,370 | | | | | | | | |
| | 滋賀 | 2 9,900 | | | | | | | | | | | | 2 9,900 | |
| | 大阪 | 15 250,800 | | | | | | 15 250,800 | | | | | | | |
| | 奈良 | 6 52,580 | | | | | | | | | | | | 4 34,980 | 2 17,600 |
| | 和歌山 | 27 250,470 | | | | | | 12 94,270 | | | | | | 13 133,650 | 2 22,550 |
| | 熊本 | 61 646,580 | | | | | | 10 121,000 | | | | | | 22 207,020 | 29 318,560 |
| | 宮崎 | 1 11,000 | | | | | | | | | | | | 1 11,000 | |
| 鹿児島 | 1 9,900 | | | | | | | | | | | | 1 9,900 | | |

品目別産地別月別取扱高(鉢物)

令和3年1月～令和3年12月

上段 = 数量、下段 = 金額
単位：数量 = 鉢、金額 = 円

| 品目名 | 産地名 | 合計 | 1月 | 2月 | 3月 | 4月 | 5月 | 6月 | 7月 | 8月 | 9月 | 10月 | 11月 | 12月 |
|------|------------------|------------------|----------------|---------------|----------------|------------------|---------------|---------------|---------------|--------------|---------------|---------------|----------------|---------------|
| 胡蝶蘭 | 計 | 640 3,472,634 | 8 17,710 | 45 88,110 | 108 224,422 | 37 167,200 | 63 639,210 | 48 209,000 | 62 316,932 | 10 40,700 | 67 222,200 | 40 348,590 | 82 645,810 | 70 552,750 |
| | 平均単価 | 5,426 | 2,214 | 1,958 | 2,078 | 4,519 | 10,146 | 4,354 | 5,112 | 4,070 | 3,316 | 8,715 | 7,876 | 7,896 |
| | その他蘭 | 6 3,630 | | | | | 6 3,630 | | | | | | | |
| その他蘭 | 秋田 | 92 29,271 | 12 2,640 | 6 3,630 | 6 3,960 | 8 3,696 | 15 5,445 | 30 4,950 | 15 4,950 | | | | | |
| | 岩手 | 74 44,055 | | | 6 5,280 | 5 9,350 | | | | 33 11,165 | 20 7,920 | | 2 9,900 | 8 440 |
| | 埼玉 | 1 3,300 | | | | | 1 3,300 | | | | | | | |
| | 大阪 | 2 7,700 | | | | | 2 7,700 | | | | | | | |
| | 高知 | 31 18,700 | | | | | | | | | | | 26 14,850 | 5 3,850 |
| | 熊本 | 206 106,656 | 12 2,640 | 6 3,630 | 12 9,240 | 13 13,046 | 24 20,075 | 30 4,950 | 15 4,950 | 33 11,165 | 20 7,920 | | 28 24,750 | 13 4,290 |
| | 計 | 518 227,810 | 220 227,810 | 605 27,038 | 770 33,814 | 1,004 121,352 | 836 66,352 | 165 60,830 | 330 32,406 | 338 3,960 | 396 41,140 | | 884 45,177 | 330 86,537 |
| | 平均単価 | 265 227,810 | | | 8 6,105 | 16 11,000 | 13 21,450 | 10 19,690 | 122 38,940 | 30 3,300 | 2 2,750 | 21 90,695 | 41 31,900 | 2 1,980 |
| | 秋田 | 1,451 689,942 | 160 36,718 | 61 27,038 | 70 33,814 | 206 121,352 | 160 66,352 | 86 60,830 | 88 32,406 | 12 3,960 | 58 41,140 | 135 45,177 | 291 134,618 | 124 86,537 |
| | 岩手 | 138 85,404 | | | | | 12 7,920 | 8 15,840 | | | 28 22,374 | 84 36,630 | 6 2,640 | |
| 宮城 | 3 23,100 | | | | | | 3 23,100 | | | | | | | |
| 山形 | 292 92,840 | | 4 3,520 | | | | 188 62,920 | 92 17,600 | | 8 8,800 | | | | |
| 福島 | 33 26,015 | | 4 1,760 | 4 5,280 | 4 5,280 | 4 5,280 | 4 5,280 | 11 1,815 | | | | | 6 6,600 | |
| 茨城 | 23 8,470 | | | | | 8 3,520 | | | | | | | 15 4,950 | |
| 栃木 | 4 5,280 | | | | | | 4 5,280 | | | | | | | |
| 群馬 | 1,257 703,032 | 69 31,790 | 144 62,821 | 196 69,993 | 109 77,000 | 168 75,515 | 56 43,230 | 78 35,629 | 15 1,650 | 52 36,080 | 98 113,949 | 108 62,799 | 164 92,576 | |
| 埼玉 | 36 38,060 | | | | 16 11,440 | | | 18 21,120 | | | | 2 5,500 | | |
| 千葉 | 70 68,310 | | | 1 1,650 | 5 23,870 | 14 12,980 | 26 7,590 | 6 9,130 | 4 2,200 | | 12 7,590 | 1 1,650 | 1 1,650 | |
| 東京 | | | | | | | | | | | | | | |

品目別産地別月別取扱高(鉢物)

令和3年1月～令和3年12月

上段 = 数量、下段 = 金額
単位：数量 = 鉢、金額 = 円

| 品目名 | 産地名 | 合計 | 1月 | 2月 | 3月 | 4月 | 5月 | 6月 | 7月 | 8月 | 9月 | 10月 | 11月 | 12月 |
|-------|------|---------------------|----------------|----------------|----------------|------------------|------------------|------------------|------------------|---------------|------------------|------------------|----------------|----------------|
| 花木 | 神奈川 | 17 56,320 | | | | | 12 38,170 | 5 18,150 | | | | | | |
| | 新潟 | 8 3,960 | | | | | 8 3,960 | | | | | | | |
| | 山梨 | 30 4,950 | | | | | | | | | | | | 30 4,950 |
| | 長野 | 10 8,250 | | | | | | | | | 5 6,600 | 5 1,650 | | |
| | 岐阜 | 52 12,936 | | | | 22 7,986 | | | | | | | | 30 4,950 |
| | 静岡 | 62 36,124 | | | | 5 6,600 | 33 11,979 | | | | | | | 24 17,545 |
| | 愛知 | 479 293,766 | | | 48 27,170 | 100 63,140 | 12 7,260 | 88 60,720 | 35 25,465 | 3 4,950 | 51 55,297 | 52 20,900 | 88 26,224 | 2 2,640 |
| | 大阪 | 23 58,608 | | | | | 23 58,608 | | | | | | | |
| | 福岡 | 17 25,300 | | | | 5 5,500 | | 12 19,800 | | | | | | |
| | 佐賀 | 3 5,280 | | | | | | | | 3 5,280 | | | | |
| | 鹿児島 | 4 12,320 | | | | | | 1 5,500 | 3 6,820 | | | | | |
| | 沖縄 | 6 17,600 | | | | | | 6 17,600 | | | | | | |
| | 計 | 4,283 2,503,677 | 229 68,508 | 213 95,139 | 327 144,012 | 488 333,168 | 473 330,594 | 487 342,650 | 456 194,205 | 64 16,060 | 204 173,041 | 407 316,591 | 537 265,331 | 398 224,378 |
| | 平均単価 | 585 | 299 | 447 | 440 | 683 | 699 | 704 | 426 | 251 | 848 | 778 | 494 | 564 |
| その他鉢物 | 秋田 | 10,258 2,266,958 | | 63 70,455 | 216 101,860 | 2,875 610,753 | 2,571 487,084 | 1,827 378,045 | 644 145,849 | 532 68,398 | 1,156 195,888 | 47 20,570 | 125 64,185 | 202 123,871 |
| | 青森 | 2,214 307,824 | | | 240 27,984 | 240 49,500 | 78 16,170 | 294 56,133 | 294 30,558 | 228 17,721 | 354 46,530 | 60 12,375 | 168 23,265 | 258 27,588 |
| | 岩手 | 10,231 3,399,561 | 303 103,158 | 535 198,253 | 727 275,055 | 1,814 645,854 | 1,073 408,804 | 830 298,276 | 1,242 346,126 | 246 89,551 | 1,584 606,320 | 1,110 218,108 | 434 127,325 | 333 82,731 |
| | 宮城 | 4,854 2,460,192 | 109 51,249 | 77 21,175 | 317 140,250 | 1,668 803,737 | 922 371,954 | 249 173,910 | 278 232,650 | 105 56,540 | 562 281,587 | 208 118,140 | 241 136,620 | 118 72,380 |
| | 山形 | 2,372 537,735 | | | | 95 24,255 | 48 18,480 | 170 62,700 | 555 98,879 | 429 81,829 | 1,075 251,592 | | | |
| | 福島 | 1,858 564,927 | | 243 74,008 | 664 189,310 | 612 214,544 | 48 10,560 | 99 27,225 | 119 26,345 | 18 13,860 | | | 55 9,075 | |
| | 茨城 | 176 56,188 | | 6 3,960 | 30 11,990 | 82 23,452 | | | 36 8,756 | | | 22 8,030 | | |

品目別産地別月別取扱高(鉢物)

令和3年1月～令和3年12月

上段 = 数量、下段 = 金額
単位：数量 = 鉢、金額 = 円

| 品目名 | 産地名 | 合計 | 1月 | 2月 | 3月 | 4月 | 5月 | 6月 | 7月 | 8月 | 9月 | 10月 | 11月 | 12月 |
|-------|------|----------------------|----------------|------------------|--------------------|--------------------|--------------------|--------------------|--------------------|------------------|--------------------|------------------|------------------|------------------|
| その他鉢物 | 栃木 | 143 85,888 | | 18 6,402 | 33 11,055 | 12 7,260 | 17 10,670 | 21 9,713 | | 24 3,168 | | | 12 27,720 | 6 9,900 |
| | 群馬 | 142 66,924 | | | 11 2,904 | 30 24,200 | | 46 20,460 | 55 19,360 | | | | | |
| | 埼玉 | 7,383 2,419,758 | 514 121,803 | 525 163,746 | 681 240,317 | 830 407,715 | 642 396,451 | 662 238,953 | 1,084 260,106 | 682 114,400 | 585 155,012 | 568 142,923 | 218 74,690 | 392 103,642 |
| | 千葉 | 329 175,527 | | 12 3,696 | 36 16,016 | 66 58,190 | 166 79,101 | 19 12,980 | 24 1,584 | | 6 3,960 | | | |
| | 東京 | 77 48,752 | | | 15 3,300 | 26 13,167 | 18 17,050 | 15 13,255 | 3 1,980 | | | | | |
| | 神奈川 | 192 81,455 | | | 6 2,310 | | 51 48,510 | 3 4,620 | 110 23,595 | 22 2,420 | | | | |
| | 新潟 | 164 22,066 | | | | 120 9,240 | | 44 12,826 | | | | | | |
| | 山梨 | 11 3,630 | | | | | | | | | | | | 11 3,630 |
| | 長野 | 11 3,025 | | | | | | | | | | | | 11 3,025 |
| | 岐阜 | 105 43,428 | | | | 50 23,100 | 55 20,328 | | | | | | | |
| | 静岡 | 55 19,382 | | | | | | | 27 12,870 | 16 2,552 | | | 12 3,960 | |
| | 愛知 | 749 273,361 | | 11 4,235 | 33 10,890 | 91 38,302 | 169 90,629 | 77 37,807 | 78 39,446 | 18 5,280 | 8 3,960 | 36 7,645 | 67 12,474 | 161 22,693 |
| | 三重 | 10 6,798 | | | | | | | 10 6,798 | | | | | |
| | 大阪 | 440 214,522 | | | 14 16,665 | | 426 197,857 | | | | | | | |
| | 奈良 | 12 7,260 | | | | | | | | | | | 12 7,260 | |
| | 福岡 | 24 21,780 | | | | | | | | | 24 21,780 | | | |
| | 熊本 | 4 1,320 | | | | | | | | | | | | 4 1,320 |
| | 計 | 41,814 13,088,261 | 926 276,210 | 1,490 545,930 | 3,023 1,049,906 | 8,611 2,953,269 | 6,284 2,173,648 | 4,393 1,366,571 | 4,522 1,235,234 | 2,320 455,719 | 5,354 1,566,629 | 2,051 527,791 | 1,344 486,574 | 1,496 450,780 |
| | 平均単価 | 313 | 298 | 366 | 347 | 343 | 346 | 311 | 273 | 196 | 293 | 257 | 362 | 301 |
| | | | | | | | | | | | | | | |
| | | | | | | | | | | | | | | |

品目別産地別月別取扱高(観葉植物)

令和3年1月～令和3年12月

上段 = 数量、下段 = 金額
単位：数量 = 鉢、金額 = 円

| 品目名 | 産地名 | 合計 | 1月 | 2月 | 3月 | 4月 | 5月 | 6月 | 7月 | 8月 | 9月 | 10月 | 11月 | 12月 |
|------|----------------|--------------------|--------------|--------------|---------------|----------------|----------------|----------------|----------------|---------------|----------------|---------------|---------------|--------------|
| 観葉植物 | 秋田 | 35 41,470 | | | | | 16 1,760 | 6 3,630 | 6 8,140 | 1 4,950 | 5 15,290 | | 1 7,700 | |
| | 岩手 | 963 644,039 | 12 47,410 | 12 60,170 | 72 73,183 | 63 128,876 | 79 44,924 | 164 65,967 | 309 97,702 | 51 29,590 | 123 75,119 | 48 1,540 | 24 3,168 | 6 16,390 |
| | 宮城 | 70 64,020 | | | | | | | 28 39,600 | 42 24,420 | | | | |
| | 福島 | 7 16,060 | | | | | | | | 6 7,260 | | | 1 8,800 | |
| | 茨城 | 29 20,526 | | | | 6 6,600 | | | | 6 3,960 | 6 6,336 | | 11 3,630 | |
| | 栃木 | 39 26,290 | | | | | 20 17,050 | 8 3,080 | 3 3,960 | | | 8 2,200 | | |
| | 群馬 | 23 34,430 | | | | 2 13,200 | | | | 13 17,710 | | | 8 3,520 | |
| | 埼玉 | 1,923 1,251,624 | 3 17,050 | 22 31,680 | 94 74,910 | 262 217,778 | 136 76,978 | 303 157,025 | 508 230,186 | 209 66,077 | 186 222,607 | 31 34,375 | 137 95,194 | 32 27,764 |
| | 千葉 | 299 303,842 | | | 7 8,800 | 7 21,890 | 15 52,250 | 38 41,250 | 32 71,170 | 31 11,682 | 57 22,440 | 88 44,220 | 24 30,140 | |
| | 東京 | 9 35,200 | | | | | 1 1,650 | | | | | | 4 11,550 | 4 22,000 |
| | 神奈川 | 42 23,617 | | | 5 4,675 | | 24 4,752 | 3 5,940 | | | | 10 8,250 | | |
| | 岐阜 | 146 83,160 | | | 24 4,752 | | 6 5,610 | 26 17,215 | 37 19,910 | | | 26 23,320 | 22 10,428 | 5 1,925 |
| | 静岡 | 544 154,880 | | | | 46 9,680 | 117 28,776 | 101 34,188 | 66 20,790 | 17 9,625 | 51 23,595 | 62 11,154 | 84 17,072 | |
| | 愛知 | 2,757 1,040,534 | | 44 7,832 | 166 44,143 | 256 134,013 | 336 187,814 | 594 274,824 | 514 137,676 | 193 62,700 | 232 83,028 | 211 49,280 | 188 47,839 | 23 11,385 |
| | 三重 | 170 198,803 | | | | | 26 46,750 | | 4 14,960 | 68 68,618 | 8 19,800 | 49 40,095 | | 15 8,580 |
| | 京都 | 13 5,720 | | | | | 8 3,520 | | | | | | | 5 2,200 |
| | 大阪 | 265 292,017 | | | | | 215 281,677 | | | | | | | 50 10,340 |
| | 徳島 | 60 89,650 | | | | | 60 89,650 | | | | | | | |
| | 福岡 | 59 66,990 | | | | | 14 14,630 | 15 26,840 | 6 12,210 | 12 6,600 | | | | 12 6,710 |
| | 熊本 | 2 10,560 | | | | | | | | | | | | 2 10,560 |
| 鹿児島 | 169 650,210 | | | | | 6 15,950 | 27 142,230 | 66 261,910 | 23 104,060 | 6 21,890 | 1 3,850 | 3 8,910 | 32 69,410 | 5 22,000 |

品目別産地別月別取扱高(観葉植物)

令和3年1月～令和3年12月

上段 = 数量、下段 = 金額
 単位：数量 = 鉢、金額 = 円

| 品目名 | 産地名 | 合計 | 1月 | 2月 | 3月 | 4月 | 5月 | 6月 | 7月 | 8月 | 9月 | 10月 | 11月 | 12月 | |
|------|------|--------------------|--------------|--------------|----------------|----------------|--------------------|------------------|------------------|----------------|----------------|----------------|----------------|--------------|--|
| 観葉植物 | 沖縄 | 71 338,580 | | | | | 66 296,780 | 3 10,450 | | | | | 2 31,350 | | |
| | タイ | 20 19,800 | | | | | | 20 19,800 | | | | | | | |
| | 計 | 7,715 5,412,022 | 15 64,460 | 78 99,682 | 368 210,463 | 682 598,257 | 1,132 1,246,531 | 1,379 976,679 | 1,633 823,812 | 534 236,874 | 754 526,130 | 489 187,407 | 585 364,188 | 66 77,539 | |
| | 平均単価 | 701 | 4,297 | 1,278 | 572 | 877 | 1,101 | 708 | 504 | 444 | 698 | 383 | 623 | 1,175 | |
| | | | | | | | | | | | | | | | |
| | | | | | | | | | | | | | | | |
| | | | | | | | | | | | | | | | |
| | | | | | | | | | | | | | | | |
| | | | | | | | | | | | | | | | |
| | | | | | | | | | | | | | | | |
| | | | | | | | | | | | | | | | |
| | | | | | | | | | | | | | | | |
| | | | | | | | | | | | | | | | |

品目別産地別月別取扱高(苗物)

令和3年1月～令和3年12月

上段 = 数量、下段 = 金額
単位：数量 = 鉢、金額 = 円

| 品目名 | 産地名 | 合計 | 1月 | 2月 | 3月 | 4月 | 5月 | 6月 | 7月 | 8月 | 9月 | 10月 | 11月 | 12月 |
|-----|------|---------------------|-----------------------|----------------|------------------|---------------------|---------------------|---------------------|---------------------|-------------------|------------------|------------------|-------------------|------------------|
| 野菜苗 | 秋田 | 12,534 782,828 | | | | 1,488 117,190 | 10,350 614,730 | 576 39,820 | | | 120 11,088 | | | |
| | 北海道 | 216 23,232 | | | | | 216 23,232 | | | | | | | |
| | 岩手 | 331 15,466 | | | | 48 4,224 | 283 11,242 | | | | | | | |
| | 宮城 | 37,719 1,211,502 | | | | 3,168 98,604 | 32,075 1,023,270 | 2,476 89,628 | | | | | | |
| | 茨城 | 11,000 183,700 | | | | 1,000 16,500 | 6,000 100,100 | 4,000 67,100 | | | | | | |
| | 栃木 | 5 4,675 | | | | 5 4,675 | | | | | | | | |
| | 埼玉 | 1,492 101,772 | | | 464 21,208 | 308 12,980 | 280 21,296 | 312 31,328 | 72 11,880 | | 56 3,080 | | | |
| | 神奈川 | 24 1,320 | | | | | 24 1,320 | | | | | | | |
| | 計 | 63,321 2,324,495 | | | 464 21,208 | 6,017 254,173 | 49,228 1,795,190 | 7,364 227,876 | 72 11,880 | | 176 14,168 | | | |
| | 平均単価 | 37 | | | 46 | 42 | 36 | 31 | 165 | | 81 | | | |
| | 花壇苗 | 秋田 | 195,269 13,290,567 | | 384 16,456 | 6,146 368,159 | 31,524 2,286,174 | 62,834 4,382,398 | 52,456 3,600,262 | 15,145 902,275 | 1,508 91,564 | 5,646 419,452 | 10,828 706,398 | 7,390 439,967 |
| 北海道 | | 96 12,144 | | | | 96 12,144 | | | | | | | | |
| 青森 | | 48 4,224 | | | 48 4,224 | | | | | | | | | |
| 岩手 | | 14,083 2,015,772 | 337 24,640 | 790 140,514 | 1,052 100,309 | 2,754 466,114 | 1,668 263,615 | 1,902 165,572 | 713 110,286 | 160 28,776 | 2,265 403,161 | 1,228 166,760 | 941 116,237 | 273 29,788 |
| 宮城 | | 50,156 5,458,090 | 232 13,420 | | 840 66,726 | 16,658 1,919,247 | 16,024 1,838,672 | 6,220 685,641 | 4,302 377,322 | 496 26,466 | 1,700 198,902 | 3,052 259,358 | 632 72,336 | |
| 山形 | | 21,844 1,047,794 | | | 3,120 116,160 | 4,164 214,632 | 1,392 61,930 | 5,200 316,668 | 2,424 80,652 | 168 11,616 | 312 22,968 | | 5,064 223,168 | |
| 福島 | | 1,488 172,656 | | | 264 20,592 | 408 50,160 | 552 67,056 | 240 31,680 | 24 3,168 | | | | | |
| 茨城 | | 72 6,336 | | | 48 3,168 | | | 24 3,168 | | | | | | |
| 栃木 | | 118 30,008 | | | | | | 24 4,224 | | | 28 4,004 | 66 21,780 | | |
| 群馬 | | 108 10,428 | | | | 108 10,428 | | | | | | | | |
| 埼玉 | | 13,561 1,849,177 | 472 31,493 | 154 39,402 | 661 84,623 | 1,782 263,318 | 1,336 209,748 | 1,642 223,883 | 2,045 266,123 | 737 56,771 | 1,137 170,302 | 1,692 248,974 | 912 152,416 | 991 102,124 |

品目別産地別月別取扱高(苗物)

令和3年1月～令和3年12月

上段 = 数量、下段 = 金額
単位：数量 = 鉢、金額 = 円

| 品目名 | 産地名 | 合計 | 1月 | 2月 | 3月 | 4月 | 5月 | 6月 | 7月 | 8月 | 9月 | 10月 | 11月 | 12月 | |
|-----|------|-----------------------|-----------------|------------------|-------------------|---------------------|---------------------|---------------------|---------------------|------------------|---------------------|---------------------|---------------------|------------------|--|
| 花壇苗 | 千葉 | 138 32,758 | | | | 48 5,280 | 8 6,336 | | | | 24 4,752 | 20 4,400 | 38 11,990 | | |
| | 東京 | 134 22,836 | | | | 100 11,000 | 3 5,940 | 24 1,716 | 7 4,180 | | | | | | |
| | 神奈川 | 331 39,798 | | | 69 8,448 | 174 22,110 | 24 2,376 | 64 6,864 | | | | | | | |
| | 新潟 | 2,148 190,168 | | | 828 79,288 | 1,320 110,880 | | | | | | | | | |
| | 長野 | 58 11,880 | | | 10 6,600 | | | | | | 48 5,280 | | | | |
| | 岐阜 | 30 3,795 | | | | | | | | | | | 30 3,795 | | |
| | 静岡 | 86 14,520 | | | | | | | 15 1,980 | 15 3,300 | | | 56 9,240 | | |
| | 愛知 | 576 94,468 | | | 20 3,740 | 84 8,008 | 104 14,168 | 60 12,320 | 63 14,476 | | | 48 6,336 | 127 27,566 | 70 7,854 | |
| | 三重 | 28 1,540 | | | 28 1,540 | | | | | | | | | | |
| | 計 | 300,372 24,308,959 | 1,041 69,553 | 1,328 196,372 | 13,134 863,577 | 59,220 5,379,495 | 83,945 6,852,239 | 67,856 5,051,998 | 24,738 1,760,462 | 3,084 218,493 | 11,208 1,235,157 | 17,099 1,448,271 | 15,047 1,023,968 | 2,672 209,374 | |
| | 平均単価 | 81 | 67 | 148 | 66 | 91 | 82 | 74 | 71 | 71 | 110 | 85 | 68 | 78 | |
| | | | | | | | | | | | | | | | |
| | | | | | | | | | | | | | | | |
| | | | | | | | | | | | | | | | |
| | | | | | | | | | | | | | | | |
| | | | | | | | | | | | | | | | |
| | | | | | | | | | | | | | | | |
| | | | | | | | | | | | | | | | |

品目別産地別月別取扱高(加工品)

令和3年1月～令和3年12月

上段 = 数量、下段 = 金額
単位：数量 = 個、金額 = 円

| 品目名 | 産地名 | 合計 | 1月 | 2月 | 3月 | 4月 | 5月 | 6月 | 7月 | 8月 | 9月 | 10月 | 11月 | 12月 | |
|------|------------------|---------------------|------------------|---------------|---------------|-------------|----------------|---------------|--------------|---------------|---------------|------------------|------------------|-------------------|---------------------|
| 加工品 | 秋田 | 36 29,260 | | | | | | | 23 11,990 | | | 13 17,270 | | | |
| | 宮城 | 100 24,200 | | | | | | | | | | | | 100 24,200 | |
| | 福島 | 12 3,300 | | 12 3,300 | | | | | | | | | | | |
| | 茨城 | 30,905 1,305,150 | 6 82,500 | 1 14,300 | | 50 2,750 | | | | | | | 6,000 231,000 | 24,848 974,600 | |
| | 群馬 | 1,826 126,775 | | 26 7,535 | | | | | | | | | 1,400 103,400 | 400 15,840 | |
| | 埼玉 | 2,471 150,546 | 58 24,750 | 13 20,196 | | | | | | | | | | 2,400 105,600 | |
| | 千葉 | 6,140 281,712 | | | | | | | | | | | 1,345 24,367 | 1,795 15,345 | 3,000 242,000 |
| | 東京 | 1,000 2,200 | 1,000 2,200 | | | | | | | | | | | | |
| | 神奈川 | 34 9,922 | | 32 7,392 | 1 1,980 | 1 550 | | | | | | | | | |
| | 新潟 | 70 13,827 | 48 10,560 | 22 3,267 | | | | | | | | | | | |
| | 長野 | 200 10,450 | | | | | | | | | | | | 200 10,450 | |
| | 静岡 | 1,315 633,050 | | 15 3,300 | | | | | | | 300 90,200 | 1,000 539,550 | | | |
| | 愛知 | 44 11,495 | 33 8,470 | 11 3,025 | | | | | | | | | | | |
| | 滋賀 | 170 39,050 | | | | | | | | | | 170 39,050 | | | |
| | 徳島 | 1,820 234,740 | | | | | | | 70 81,675 | | | | | 950 84,755 | 800 68,310 |
| | 福岡 | 50 3,850 | | | | | | | | | | | | | 50 3,850 |
| | 中国 | 27,890 1,182,038 | | | | | | | 90 2,970 | 120 4,620 | | 600 22,495 | 950 29,975 | 3,078 106,876 | 23,052 1,015,102 |
| | タイ | 1,112 168,630 | 60 8,580 | 150 21,450 | | | | 150 21,450 | | 150 21,450 | | 300 42,900 | 300 42,900 | 2 9,900 | |
| | オランダ | 6 14,520 | | | | | | | | | | 6 14,520 | | | |
| | アメリカ | 705 9,460 | | | | | | | | | | 705 9,460 | | | |
| イタリア | 3,760 693,880 | 530 94,270 | 1,200 224,400 | | 160 21,670 | | 820 159,390 | | | | 50 7,150 | 1,000 187,000 | | | |

品目別産地別月別取扱高(加工品)

令和3年1月～令和3年12月

上段 = 数量、下段 = 金額
単位：数量 = 個、金額 = 円

| 品目名 | 産地名 | 合計 | 1月 | 2月 | 3月 | 4月 | 5月 | 6月 | 7月 | 8月 | 9月 | 10月 | 11月 | 12月 | |
|-----|----------|----------------------|------------------|------------------|------------|---------------|-----------------|------------------|-----------------|------------------|------------------|------------------|-------------------|---------------------|--|
| 加工品 | オーストラリア | 30 3,960 | | | | | | | | | | 30 3,960 | | | |
| | ニュージーランド | 250 38,500 | | | | | | | | | | 250 38,500 | | | |
| | イスラエル | 100 14,630 | | 100 14,630 | | | | | | | | | | | |
| | ベトナム | 36,000 209,880 | 4,000 23,320 | 6,000 34,980 | | | 2,000 11,660 | 4,000 23,320 | 8,000 46,640 | 6,000 34,980 | | | | 6,000 34,980 | |
| | インド | 442 90,750 | | | | | | | | | | | | 442 90,750 | |
| | 南アフリカ | 584 74,690 | | | | 200 15,400 | | | | | 4 9,680 | 280 40,260 | 100 9,350 | | |
| | 計 | 117,072 5,380,465 | 5,735 254,650 | 7,582 357,775 | 1 1,980 | 411 40,370 | 2,150 33,110 | 4,980 267,355 | 8,293 84,700 | 6,300 125,180 | 2,835 684,805 | 4,168 384,232 | 19,967 696,806 | 54,650 2,449,502 | |
| | 平均単価 | 46 | 44 | 47 | 1,980 | 98 | 15 | 54 | 10 | 20 | 242 | 92 | 35 | 45 | |
| | | | | | | | | | | | | | | | |
| | | | | | | | | | | | | | | | |
| | | | | | | | | | | | | | | | |
| | | | | | | | | | | | | | | | |
| | | | | | | | | | | | | | | | |
| | | | | | | | | | | | | | | | |
| | | | | | | | | | | | | | | | |
| | | | | | | | | | | | | | | | |
| | | | | | | | | | | | | | | | |

品目別産地別月別取扱高(その他)

令和3年1月～令和3年12月

上段 = 数量、下段 = 金額
単位：数量 = 個、金額 = 円

| 品目名 | 産地名 | 合計 | 1月 | 2月 | 3月 | 4月 | 5月 | 6月 | 7月 | 8月 | 9月 | 10月 | 11月 | 12月 |
|-----|------|---------------------|----|----|---------------|--------------|-------------|---------------|--------------|----|---------------------|---------------|--------------|---------------|
| その他 | 秋田 | 281 32,560 | | | | | | | 3 990 | | 275 30,250 | | 3 1,320 | |
| | 岩手 | 105 12,485 | | | | | | | | | | 105 12,485 | | |
| | 茨城 | 500 33,000 | | | 500 33,000 | | | | | | | | | |
| | 埼玉 | 68 282,854 | | | 4 3,300 | 22 16,720 | 24 1,584 | | | | | 4 2,200 | | 14 259,050 |
| | 新潟 | 13,533 1,132,622 | | | | | 24 6,336 | 288 81,708 | 36 9,900 | | 13,025 994,759 | 160 39,919 | | |
| | 静岡 | 60 13,200 | | | | | | | | | | | 60 13,200 | |
| | 愛知 | 32 22,000 | | | | | | | | | | | 28 19,140 | 4 2,860 |
| | 計 | 14,579 1,528,721 | | | 504 36,300 | 22 16,720 | 48 7,920 | 288 81,708 | 39 10,890 | | 13,304 1,027,209 | 265 52,404 | 91 33,660 | 18 261,910 |
| | 平均単価 | 105 | | | 72 | 760 | 165 | 284 | 279 | | 77 | 198 | 370 | 14,551 |
| | | | | | | | | | | | | | | |
| | | | | | | | | | | | | | | |
| | | | | | | | | | | | | | | |
| | | | | | | | | | | | | | | |
| | | | | | | | | | | | | | | |
| | | | | | | | | | | | | | | |
| | | | | | | | | | | | | | | |
| | | | | | | | | | | | | | | |
| | | | | | | | | | | | | | | |

令和3年 市場年報

編集発行

〒010-0802 秋田県秋田市外旭川字待合28番地

秋田市中心卸売市場 市場管理室

TEL (018)869-5222 FAX (018)869-5050

HP <https://www.city.akita.lg.jp/shisetsu/sangyo/1006609.html>

Mail ro-agmk@city.akita.lg.jp

秋田市公設地方卸売市場・指定管理者

あきた市場マネジメント株式会社

TEL (018)869-5294 FAX (018)868-4905

HP <https://akitamarketmanagement.jimdofree.com/>

Mail info@akitamarketm.com